

Beats MUW03LL/A

Beats Solo Buds User Manual

Model: MUW03LL/A

INTRODUCTION

The Beats Solo Buds are compact, high-performance wireless earbuds designed for an exceptional audio experience. Featuring custom acoustic architecture, these earbuds deliver powerful sound with clarity and balance. With up to 18 hours of battery life and Fast Fuel charging, they are built for extended listening. They offer seamless compatibility with both Apple and Android devices, ensuring easy pairing and connection. The built-in microphones with an advanced noise-learning algorithm provide clear call quality, making them ideal for both entertainment and communication on the go.



Image: Beats Solo Buds in Transparent Red, showcasing the earbuds and their compact charging case.

SETUP

What's in the Box

- Beats Solo Buds earphones
- Protective Case
- Eartip (multiple sizes)
- Warranty card
- (Power adapter and USB-C charging cable sold separately)

Charging Your Solo Buds

To charge your Beats Solo Buds, place them inside the protective case. The case itself can be charged via a USB-C cable (sold separately) connected to a power adapter, phone, tablet, or laptop. A 5-minute Fast Fuel charge provides up to 1 hour of playback, while a full charge offers up to 18 hours of listening time.

Charge Out from Your Device

Via USB-C with your earbuds seated in the case.



Requires iPhone 15 or supported Android devices.

Image: The Beats Solo Buds case connected via USB-C to a smartphone, demonstrating its ability to charge out from your device.

Pairing with Your Device

Beats Solo Buds offer dual compatibility for both iOS and Android devices. For seamless one-touch pairing, simply open the case near your device. Automatic account setup is supported, and you can use 'Find My' for iOS or 'Find My Device' for Android to locate your earbuds.

iOS and Android Compatibility

Enjoy seamless one-touch pairing, automatic account setup, and Find My or Find My Device.



Requires an iCloud account and a compatible Apple device running the latest operating system software or a compatible Android device running the latest operating system software with Google Play Services enabled.

Image: The Beats Solo Buds case positioned next to a smartphone, illustrating the earbuds' compatibility with both iOS and Android operating systems.

Achieving the Perfect Fit

A great fit is crucial for optimal sound quality and comfort. Beats Solo Buds come with four ear tip sizes (XS, S, M, L), including an extra-small option and angled nozzles for a more natural fit. Select the ear tips that provide a secure and comfortable seal in your ear canal. To insert, gently place the earbud into your ear and rotate it downwards until it forms a secure fit and acoustic seal.

Great fit means great sound.



Step 01

Beats Solo Buds come with four ear tip sizes so you can find the perfect fit.



Step 02

Insert and rotate the earbud downwards until it forms a secure fit and acoustic seal.

Image: A visual guide demonstrating the correct insertion of an earbud into the ear for a secure fit, alongside an illustration of the four available ear tip sizes (XS, S, M, L).

Four Ear Tip Sizes

Including our newest extra-small option, plus angled nozzles for a more natural fit.

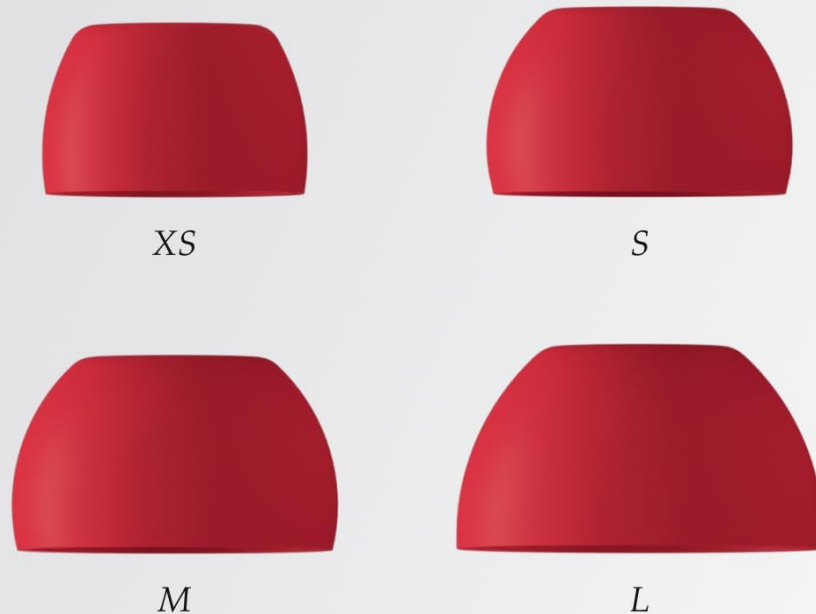


Image: A close-up view of the four distinct ear tip sizes (XS, S, M, L) provided with the Beats Solo Buds, designed to ensure a personalized and comfortable fit.

OPERATING YOUR SOLO BUDS

Controls

The Beats Solo Buds feature intuitive controls for managing your audio and calls. Control types include volume control, app control, button control, Siri integration, touch control, and voice control. The primary control method is via push buttons on the earbuds, allowing for easy management of playback, calls, and voice assistant activation.

Audio Performance

Experience high-fidelity audio with custom acoustics tuned for uncompromising clarity and balance. The dual-layer drivers minimize distortion, ensuring a rich and precise sound profile. Purposefully positioned axial-aligned drivers deliver sound directly to your ears, enhancing the listening experience. Laser-cut vents further improve audio performance while relieving pressure for added comfort during extended use.

High-Fidelity Audio

Custom acoustics tuned for uncompromising clarity and balance.



Image: A person wearing Beats Solo Buds while engaged in a workout, illustrating the earbuds' suitability for active use and their high-fidelity audio capabilities.

Call Quality

Each earbud is equipped with custom-designed microphones powered by an advanced noise-learning algorithm. This technology ensures exceptional call quality by effectively isolating your voice from ambient noise, allowing for clear conversations even in challenging environments.

Battery Life

Enjoy up to 18 hours of continuous listening time on a single charge. The Fast Fuel feature provides significant power quickly; a mere 5-minute charge can give you up to 1 hour of playback, ensuring your music is always ready when you are.

Up to 18 Hours of Battery Life

And with Fast Fuel, a 5-minute charge gives up to 1 hour of power.



Testing conducted by Apple in April 2024 using preproduction Beats Solo Buds units and software paired with iPhone 15 Pro units and prerelease software. The playlist consisted of 358 unique audio tracks purchased from the iTunes Store (256-Kbps AAC encoding). Volume was set to 50%. Testing consisted of full Beats Solo Buds battery discharge while playing audio until the first unit of Beats Solo Buds stopped playback. Battery life depends on device settings, environment, usage, and many other factors.

Image: A graphic representation highlighting the impressive 18-hour battery life of the Beats Solo Buds, emphasizing their long-lasting performance.

Bluetooth Connectivity

The Beats Solo Buds utilize industry-leading Class 1 Bluetooth technology, providing extended range and fewer dropouts for a stable and reliable wireless connection. The Bluetooth range is up to 100 meters, ensuring consistent audio performance.

MAINTENANCE

Cleaning Your Earbuds and Case

To maintain optimal performance and hygiene, regularly clean your Beats Solo Buds and their charging case. Use a soft, dry, lint-free cloth to wipe down the earbuds and the exterior of the case. For the ear tips, you can gently remove them and wipe with a slightly damp cloth, ensuring they are completely dry before reattaching. Avoid using abrasive materials or harsh chemicals.

Storage

When not in use, always store your Beats Solo Buds in their protective charging case. This protects them from dust, debris, and physical damage, and also keeps them charged for your next use. Store the case in a cool, dry place away from extreme temperatures.

TROUBLESHOOTING

Common Issues and Solutions

- **Earbuds not pairing:** Ensure both earbuds are in the case and the case is charged. Open the case near your device and follow the on-screen pairing instructions. If issues persist, try forgetting the device in your Bluetooth settings and re-pairing.
- **No sound or low volume:** Check the volume levels on both your device and the earbuds. Ensure the earbuds are properly seated in your ears to form a good seal. Clean any debris from the ear tips and speaker mesh.
- **Charging issues:** Verify that the USB-C cable and power source are working correctly. Ensure the earbuds are properly seated in the charging case.
- **Poor call quality:** Ensure the microphones are not obstructed. Check your device's network connection.

Software Updates

For the highest quality sound and optimal performance, it is recommended to ensure your connected iPhone is running iOS version 17.6 or later. Regular software updates can improve performance and add new features.

For the Highest Quality Sound

We recommend ensuring that your iPhone is running iOS version 17.6 or later.



Image: A smartphone screen showing its iOS version, positioned next to the Beats Solo Buds case, indicating the importance of updated software for optimal performance.

SPECIFICATIONS

Feature	Detail
Model Name	Beats Solo Buds
Model Number	MUW03LL/A
Connectivity Technology	Wireless (Bluetooth Class 1)
Bluetooth Version	5.3
Bluetooth Range	100 Meters





Feature	Detail
Battery Life (Earbuds)	Up to 18 hours
Fast Fuel Charging	5-minute charge provides up to 1 hour playback
Noise Control	Sound Isolation
Audio Driver Type	Dynamic Driver
Control Type	Volume, App, Button, Siri, Touch, Voice
Form Factor	In Ear, True Wireless
Ear Placement	In Ear
Item Weight (Earbuds)	5.7 g (each bud)
Item Weight (Case)	22 g
Total Weight	33.4 g
Product Dimensions	3.35 x 2.56 x 1.69 inches (overall)
Water Resistance Level	Not Water Resistant
Manufacturer	Apple
UPC	195949116711

WARRANTY AND SUPPORT

Your Beats Solo Buds come with a manufacturer's warranty covering defects in materials and workmanship. Please refer to the warranty card included in your product packaging for specific terms and conditions, including the warranty period and coverage details.

For further assistance, technical support, or to explore additional accessories, please visit the official Beats support website or the [Beats Store on Amazon](#).

Related Documents

	<p>Set Up and Use Beats Studio Buds: Pairing, Features, and Controls</p> <p>Comprehensive guide to setting up and using Beats Studio Buds. Learn how to pair with iPhone, iPad, Android, and Mac. Master music playback, volume control, call handling, Siri, and noise cancellation modes.</p>
	<p>Beats Studio Buds Troubleshooting and Setup Guide</p> <p>A comprehensive guide to setting up, pairing, using, and troubleshooting Beats Studio Buds wireless earbuds. Learn how to connect with Apple and Android devices, control music and calls, and utilize features like Active Noise Cancellation and Find My.</p>
	<p>Beats Flex - All-Day Wireless Earphones</p> <p>Discover Beats Flex all-day wireless earphones, offering magnetic earbuds, a durable Flex-Form cable, and up to 12 hours of listening time with Fast Fuel charging. Experience premium sound, Class 1 Bluetooth connectivity, and seamless integration with Apple devices via the W1 chip, including Audio Sharing and Find My support. Available in Beats Black.</p>
	<p>Beats Studio Buds: True Wireless Noise Cancelling Earbuds - Features and Instructions</p> <p>A comprehensive guide to the Beats Studio Buds true wireless noise cancelling earbuds, detailing specifications, what's in the box, modes of operation, pairing instructions for various devices (iOS, Android, Mac), usage tips, and frequently asked questions.</p>

Documents - Beats – MUW03LL/A

no relevant documents