



Manuals.plus /

- › [Apple](#) /
- › [Apple iPad Air 11-inch \(M2\) User Manual](#)

## Apple iPad Air 11-inch (M2)

# Apple iPad Air 11-inch (M2) User Manual

Model: MUWR3LL/A

[Introduction](#)   [Setup](#)   [Operating](#)   [Maintenance](#)   [Troubleshooting](#)   [Specifications](#)   [Warranty & Support](#)

## 1. INTRODUCTION

The Apple iPad Air 11-inch (M2) is a versatile and powerful tablet designed for a wide range of tasks, from productivity to entertainment. It features a Liquid Retina display, the M2 chip for enhanced performance, advanced cameras, and robust connectivity options.



Image: The Apple iPad Air 11-inch (M2) in its blue finish, showcasing its sleek design.

### Key Features:

- **M2 Chip:** Provides powerful performance for demanding applications and graphics-intensive games.
- **Liquid Retina Display:** An 11-inch display with P3 wide color, True Tone, and ultralow reflectivity for vibrant and accurate visuals.
- **Advanced Cameras:** Includes a landscape 12MP Ultra Wide front camera with Center Stage and a 12MP Wide back camera for photos and 4K video.
- **Wi-Fi 6E:** Ensures fast and reliable wireless connections.
- **Touch ID:** Integrated into the top button for secure authentication and Apple Pay.
- **iPadOS:** Offers intuitive multitasking, Apple Pencil support, and a vast App Store ecosystem.

### What's in the Box:

- iPad Air
- USB-C Charge Cable (1 m)
- 20W USB-C Power Adapter

## 2. INITIAL SETUP

---

Follow these steps to set up your new iPad Air:


1. **Power On:** Press and hold the top button until the Apple logo appears.
2. **Initial Configuration:** Follow the on-screen instructions to select your language, region, and connect to a Wi-Fi network.
3. **Data Transfer (Optional):** If you have a previous iPad or iPhone, you can transfer your data during setup.
4. **Apple ID:** Sign in with your Apple ID or create a new one. This is essential for downloading apps, using iCloud, and other Apple services.
5. **Touch ID Setup:** Configure Touch ID by placing your finger on the top button as prompted.
6. **Passcode:** Create a strong passcode for additional security.
7. **Software Updates:** Ensure your iPadOS is up to date for the best performance and latest features.

## 3. OPERATING YOUR IPAD AIR

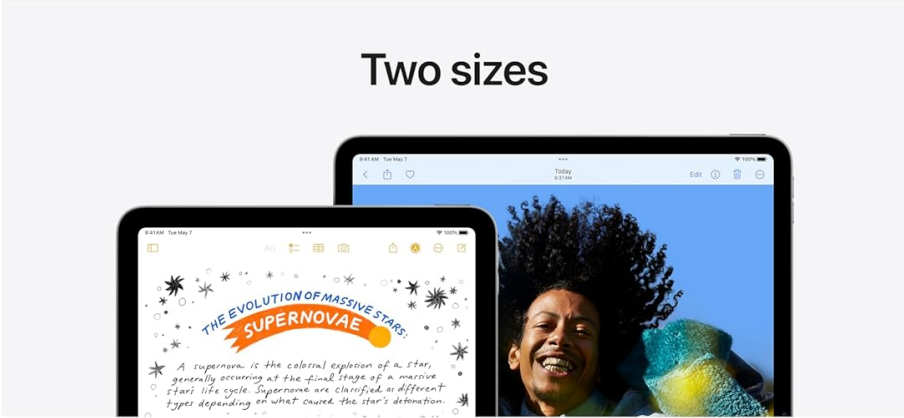

---

### Display and Interaction

The 11-inch Liquid Retina display offers a vibrant visual experience. It supports P3 wide color for accurate hues, True Tone for automatic white balance adjustment, and features ultralow reflectivity for comfortable viewing in various lighting conditions.



Apple Pencil Pro



Two sizes



Landscape front camera

Image: The iPad Air display showcasing its vibrant Liquid Retina technology.

## Performance with M2 Chip

The integrated M2 chip allows for seamless multitasking and efficient handling of demanding applications. You can run multiple apps simultaneously, edit high-resolution videos, and play graphics-intensive games without performance degradation. The M2 chip also contributes to the iPad Air's all-day battery life.

## iPadOS Features

iPadOS enhances the iPad Air's capabilities:

- **Multitasking:** Use Split View or Slide Over to work with multiple apps at once. Stage Manager provides resizable, overlapping apps and external display support for advanced multitasking.
- **Scribble:** With Apple Pencil, write in any text field, and your handwriting will automatically convert to typed text.
- **App Store:** Access over a million apps designed specifically for iPad, including essential apps like Safari, Messages, and Keynote.

## Apple Pencil Pro and Magic Keyboard

Enhance your productivity and creativity with compatible accessories:



Image: The iPad Air being used with an Apple Pencil Pro for creative tasks.

- **Apple Pencil Pro:** Transforms your iPad Air into a digital canvas and note-taking device. It offers advanced features for precision and control. Apple Pencil (USB-C) is also compatible.
- **Magic Keyboard:** Provides a comfortable typing experience with a built-in trackpad. It also serves as a protective cover for your iPad Air.

# Available in 11" and 13" models.



Image: The iPad Air connected to the Magic Keyboard, ready for typing and productivity.

## Cameras

The iPad Air features a landscape 12MP Ultra Wide front camera, ideal for video conferencing with Center Stage, which keeps you automatically framed. The 12MP Wide back camera is suitable for capturing high-quality photos and 4K videos.



Image: A close-up of the iPad Air's camera, highlighting its capabilities.

## Connectivity

With Wi-Fi 6E, the iPad Air offers fast wireless connections for quick transfers of photos, documents, and large video files. The USB-C connector allows for versatile connections to external displays and other accessories.

## Security with Touch ID

Touch ID is integrated into the top button, providing a secure and convenient way to unlock your iPad Air, sign in to apps, and authorize purchases with Apple Pay using your fingerprint.

## Apple Intelligence

Apple Intelligence is a personal intelligence system designed to assist with writing, expression, and task completion. It incorporates groundbreaking privacy protections to ensure your data remains secure.

# Apple Intelligence.

Helps you write, express yourself, and get things done effortlessly while giving you peace of mind with groundbreaking privacy protections.

Image: The iPad Air screen showing a graphic related to Apple Intelligence.

## 4. MAINTENANCE

---

### Battery Life

The iPad Air is designed for all-day battery life. To optimize battery performance, ensure your iPadOS is updated, adjust screen brightness, and manage background app refresh settings.

### Cleaning Your iPad Air

To clean your iPad Air, use a soft, lint-free cloth. Avoid abrasive materials, aerosols, solvents, or ammonia-based cleaners. For the screen, a slightly damp cloth is usually sufficient. Do not submerge the device in water.

### Software Updates

Regularly check for and install iPadOS updates to ensure your device has the latest features, security enhancements, and performance improvements. Go to **Settings > General > Software Update**.

## 5. TROUBLESHOOTING

---

### Common Issues and Solutions:

- **iPad Not Responding:** If your iPad is unresponsive, try a force restart. Press and quickly release the volume up button, press and quickly release the volume down button, then press and hold the top button until the Apple logo appears.
- **Wi-Fi Connectivity Issues:** Ensure Wi-Fi is enabled in Settings. Try restarting your Wi-Fi router and

your iPad. Forget the network and reconnect.

- **Apps Crashing or Freezing:** Close and reopen the app. If the issue persists, check for app updates in the App Store or reinstall the app.
- **Battery Draining Quickly:** Review battery usage in Settings > Battery to identify power-hungry apps. Reduce screen brightness and disable unnecessary background app refresh.
- **Touch ID Not Working:** Ensure your finger is clean and dry. Re-register your fingerprints in Settings > Touch ID & Passcode.

For more complex issues, refer to Apple's official support resources or contact Apple Support.

## 6. SPECIFICATIONS

Feature	Detail
Product Dimensions	9.74 x 7.02 x 0.24 inches
Item Weight	1.02 pounds
Item Model Number	MUWR3LL/A
Batteries	1 Lithium Ion batteries required (included)
Brand	Apple
Model Name	iPad Air
Memory Storage Capacity	1 TB
Screen Size	11 Inches
Display Resolution Maximum	2360-by-1640 pixel resolution at 264 ppi



Image: Side profiles of the iPad Air in various colors, highlighting its slim design.

# Available in 11" and 13" models.



Image: Comparison of the 11-inch and 13-inch iPad Air models, showing their respective screen sizes.

## 7. WARRANTY AND SUPPORT

### AppleCare+

AppleCare+ provides extended warranty coverage and technical support for your iPad Air. It includes hardware service options and technical support from Apple experts. For details on coverage and terms, please refer to the AppleCare+ documentation or Apple's official website.

Your browser does not support the video tag.

Video: An overview of AppleCare+ benefits, including repair and replacement services for your iPad Air.

### Official Apple Support

For further assistance, visit the official Apple Support website or contact Apple directly. You can find

resources, FAQs, and contact information for technical support and service inquiries.

## Legal Disclaimers

This manual provides a summary of product features. Apple Intelligence will be available in beta on iPad with M1 and later, with Siri and device language set to U.S. English, as part of iPadOS 18 this fall. Features and availability may vary by region and software version. Accessories are sold separately.

Your browser does not support the video tag.

Video: A promotional video showcasing the key features and capabilities of the new iPad Air.