

adidas Ultraboost Light Running Shoe

adidas Men's Ultraboost Light Running Shoe Instruction Manual

Model: Ultraboost Light Running Shoe

1. INTRODUCTION

This manual provides essential information for the proper use, care, and maintenance of your new adidas Men's Ultraboost Light Running Shoes. Designed for optimal performance and comfort, these shoes incorporate advanced technologies to enhance your running experience.

2. KEY FEATURES

- **Energy-Returning BOOST Cushioning:** Experience exceptional energy return with adidas BOOST technology, designed to keep your feet moving efficiently.
- **adidas PRIMEKNIT+ Upper:** The foot-hugging PRIMEKNIT+ upper provides a supportive and adaptive fit, enhancing movement and breathability.
- **Continental Better Rubber Outsole:** Features an innovative, sustainable compound made from 70% natural rubber, 20% virgin rubber, and 10% conventional rubber, offering unmatched traction in various weather conditions.
- **Parley Ocean Plastic Integration:** The shoe's upper is crafted with a high-performance yarn containing at least 50% Parley Ocean Plastic, contributing to environmental sustainability.



Figure 1: Side view of the adidas Men's Ultraboost Light Running Shoe, showcasing the Primeknit upper and Boost midsole.

Your browser does not support the video tag.

Video 1: Official adidas video detailing the specifications and key features of the Ultraboost Light shoes.

3. SETUP AND FIRST USE

1. **Lacing:** Ensure laces are securely tied for a snug, comfortable fit. The plastic eyelets are designed to provide a tight fit when laced.
2. **Breaking In:** While designed for immediate comfort, some users may find a short break-in period beneficial for optimal fit and feel. Wear them for shorter periods initially to allow the shoe to adapt to your foot shape.
3. **Slipping On:** The design features a generous opening at the heel to assist with easily slipping the shoes on and off.



Figure 2: A pair of Ultraboost Light shoes, highlighting the integrated lacing system.

4. OPERATING (USAGE)

The Ultraboost Light Running Shoes are versatile and suitable for various activities:

- **Running:** Ideal for road running, offering responsive cushioning and support for demanding runs.
- **Daily Wear:** Their lightweight and comfortable design makes them excellent for everyday use.
- **Light Sports:** Suitable for light athletic activities, providing stability and comfort.

The breathable upper ensures good airflow, keeping your feet comfortable during extended periods of activity.

Your browser does not support the video tag.

Video 2: Official adidas video showcasing the Ultraboost Light (UB 23) in action, demonstrating its flexibility and cushioning during a run.

5. CARE AND MAINTENANCE

- **Cleaning:**

- Remove loose dirt with a soft brush.
 - Mix mild soap with warm water.
 - Gently scrub the upper and sole with a cloth or soft brush.
 - Wipe clean with a damp cloth and air dry away from direct heat.
 - Do not machine wash or tumble dry.
- **Drying:** Allow shoes to air dry naturally. Avoid direct sunlight or heat sources, as this can damage materials.
 - **Storage:** Store in a cool, dry place away from direct sunlight when not in use.



Figure 3: Detailed view of the shoe's outsole, featuring the Continental Better Rubber for enhanced traction.

6. SPECIFICATIONS

Attribute	Detail
Brand	adidas
Model	Ultraboost Light Running Shoe

Attribute	Detail
Department	Men's
Closure Type	Lace-Up
Outer Material	Rubber (Primeknit+ upper)
Sole Material	Rubber (Continental Better Rubber)
Origin	Made in USA and Imported

Size Guide (US Men's Regular)

Brand Size	EU Size	UK Size	Heel to toe (in)
4	36	3.5	8.7
4.5	36.7	4	8.9
5	37.3	4.5	9
5.5	38	5	9.2
6	38.7	5.5	9.4
6.5	39.3	6	9.5
7	40	6.5	9.7
7.5	40.7	7	9.8
8	41.3	7.5	10
8.5	42	8	10.2
9	42.7	8.5	10.4
9.5	43.3	9	10.5
10	44	9.5	10.7
10.5	44.7	10	10.9
11	45.3	10.5	11
11.5	46	11	11.2
12	46.7	11.5	11.3
12.5	47.3	12	11.5
13	48	12.5	11.7
13.5	48.7	13	11.9
14	49.3	13.5	12
14.5	50	14	12.2
15	50.7	14.5	12.4
16	51.3	15	12.7
17	52.7	16	13
18	53.3	17	13.3
19	54.7	18	13.7
20	55.7	19	14

7. TROUBLESHOOTING





- **Initial Stiffness:** If the shoes feel slightly stiff during the first few wears, this is normal. The materials are designed to adapt to your foot over a short break-in period.
- **Fit Issues:** Refer to the size guide in Section 6. If discomfort persists, ensure laces are not too tight or too loose.
- **Reduced Traction:** Ensure the outsole is clean from debris. The Continental Better Rubber is designed for optimal grip, but extreme conditions or worn tread may affect performance.

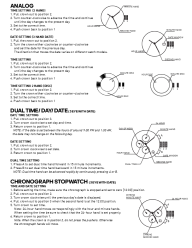

8. WARRANTY AND SUPPORT

For warranty information, please refer to the official adidas website or contact their customer service. Keep your proof of purchase for any warranty claims.

For additional support or inquiries, please visit the [adidas Store on Amazon](#) or contact your retailer.

Related Documents - Ultraboost Light Running Shoe

	<p>Adidas Size Charts - SVP Sports Apparel & Footwear Guide</p> <p>Comprehensive Adidas size charts for men's, women's, and kids' apparel, footwear, and accessories. Find your perfect fit with SVP Sports.</p>
	<p>Adidas ARCHIVE_01 Digital Watch Operations Manual & Warranty</p> <p>Comprehensive operations manual for the Adidas ARCHIVE_01 digital watch, covering features, time setting, chronograph operation, water resistance, care, and warranty information.</p>
	<p>Adidas RPD-01 Quick Start Guide: Setup, Controls, and Features</p> <p>Get started with your Adidas RPD-01 headphones. This guide covers setup, pairing, button controls, LED indicators, charging, and cleaning for a seamless audio experience.</p>
	<p>Adidas RPT-02 SOL Headphones User Manual</p> <p>User manual for the Adidas RPT-02 SOL headphones, covering setup, controls, charging, battery care, cleaning, pairing, resetting, and recycling.</p>

	<p>Adidas Watch Operating Instructions and Model Guide</p> <p>Comprehensive guide detailing the operation and settings for various Adidas watch models, including time, date, chronograph, alarm, and timer functions.</p>
	<p>Adidas Originals Timepieces: Care Instructions & User Manuals</p> <p>Comprehensive guide to caring for, adjusting, and operating Adidas Originals timepieces, covering analog, chronograph, digital, and world time watch models. Includes detailed instructions for setting time, date, alarms, stopwatch, and countdown functions.</p>