

## Manuals+

[Q & A](#) | [Deep Search](#) | [Upload](#)

[manuals.plus](#) /

- › [WAVE](#) /
- › [Wave Garda 4 Person Eco Foam Hot Tub Instruction Manual](#)

## WAVE GAR4PEBRATUS

# Wave Garda 4 Person Eco Foam Hot Tub Instruction Manual

Model: GAR4PEBRATUS

## INTRODUCTION

Welcome to the Wave Garda 4 Person Eco Foam Hot Tub. This manual provides essential information for the safe and efficient setup, operation, and maintenance of your new portable outdoor spa. Please read all instructions carefully before assembly and use.




Image: The Wave Garda 4 Person Eco Foam Hot Tub in Pebble White, shown without its cover, ready for use.

## SETUP

The Wave Garda Hot Tub is designed for quick and easy assembly, typically within 20 minutes, without the need for additional tools.

## Preparation:

- Choose a flat, stable, and level surface capable of supporting the weight of the filled hot tub (approximately 218 gallons of water plus occupants).
- Ensure the chosen location has access to a suitable power outlet for the integrated heater and pump.
- Unpack all components and verify against the packing list.

## Assembly Steps:

1. Position the base unit on the prepared surface.
2. Assemble the eco foam panels around the inner liner, ensuring they fit securely.
3. Connect the integrated heater and pump unit according to the provided diagrams.
4. Inflate the hot tub liner if applicable (though this model is foam-based, some components might require inflation).
5. Fill the hot tub with water to the recommended level.
6. Before filling, ensure all bubble hose connections are tightened to prevent leaks.



Image: The Wave Garda 4 Person Eco Foam Hot Tub with its protective cover securely fastened, demonstrating its compact and covered state.




Image: An exploded diagram illustrating the internal components and layered construction of the Wave Garda hot tub, highlighting the eco

foam core and integrated heater.

## OPERATING INSTRUCTIONS

---

Your Wave Garda Hot Tub features advanced controls for a personalized spa experience.

### **Rapid Heating System:**

- The hot tub is equipped with a rapid heating system capable of reaching 104°F (40°C).
- Use the wired controller to adjust the desired water temperature.
- The system heats at a rate of up to 1°C per hour.

### **AquaJet Massage System:**

- Activate the 70 AquaJet Massage System via the control panel to release thousands of gentle bubbles.
- This system is powered by a 600W pump.

### **Wi-Fi Control:**

- The hot tub can be controlled remotely via Wi-Fi using your smartphone or tablet.
- Download the official Wave app to connect and manage your spa from anywhere.

Your browser does not support the video tag.

Video: Official Wave Garda Eco Foam Hot Tub demonstration, showcasing its features and ease of use. This video is provided by WaveUSA.





Image: A couple enjoying relaxation in the Wave Garda hot tub, illustrating its spacious design for up to 4 people.

## MAINTENANCE

Proper maintenance ensures crystal-clear water and extends the lifespan of your hot tub.

### Filtration System:

- The hot tub includes an easy-to-use filtration system.
- Regularly clean or replace the filter cartridges to maintain water quality.
- Refer to the filter system's specific instructions for cleaning frequency and replacement.

### Water Care:

- Utilize low-maintenance water care solutions as recommended by Wave.
- Test water chemistry regularly and adjust as needed to ensure proper pH and sanitizer levels.
- Drain and refill the hot tub periodically according to usage and water quality.

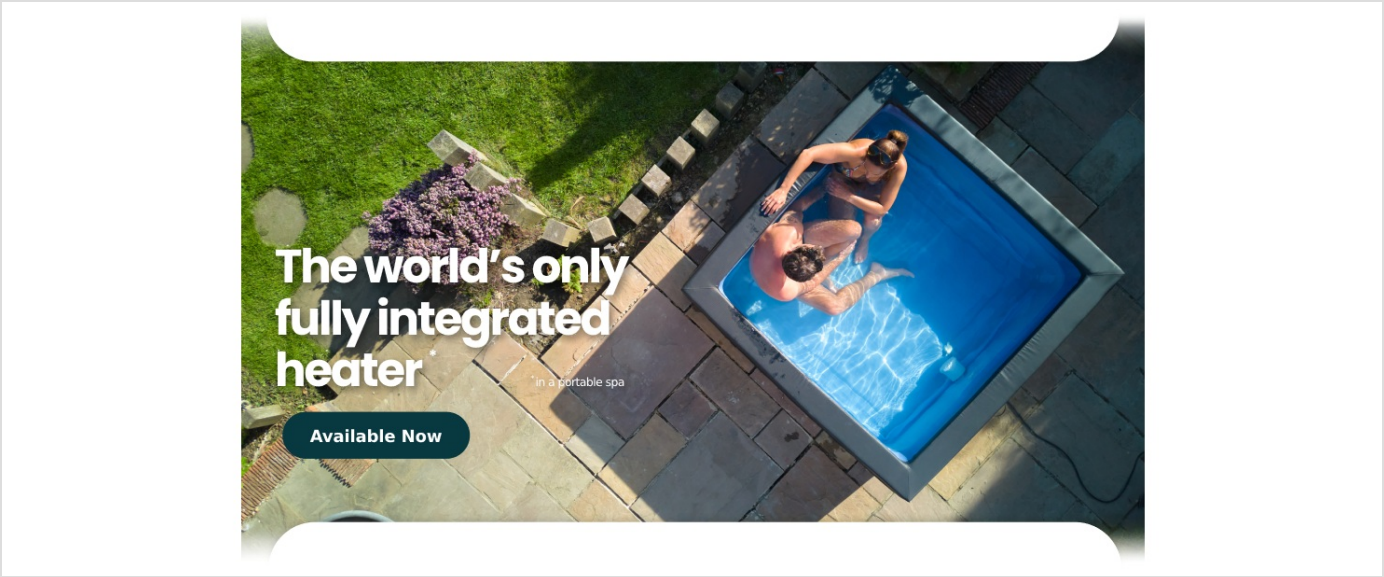


Image: A detailed view of the Wave Garda hot tub's wired controller, highlighting features like advanced filtration, 70/90 bubble jet massage system, Wi-Fi connectivity, and heating capabilities.

## TROUBLESHOOTING

This section addresses common issues you might encounter with your Wave Garda Hot Tub.

Problem	Possible Cause	Solution
Hot tub not heating	Power supply issue, filter clogged, heater malfunction.	Check power connection and circuit breaker. Clean or replace filter. If issue persists, contact customer support.
Water is cloudy	Dirty filter, improper water chemistry, insufficient sanitization.	Clean or replace filter. Test and adjust water chemistry (pH, alkalinity, sanitizer). Shock the water if necessary.
Bubbles not strong enough	Air intake blockage, pump issue.	Ensure air intake is clear. Check for kinks in hoses. If problem continues, contact customer support.
Wi-Fi connection issues	Incorrect network settings, app not updated, distance from router.	Verify Wi-Fi credentials. Ensure the app is the latest version. Move router closer or use a Wi-Fi extender.

For issues not listed here or if troubleshooting steps do not resolve the problem, please refer to the support section.

## SPECIFICATIONS

Key technical specifications for the Wave Garda 4 Person Eco Foam Hot Tub:

- **Brand:** WAVE
- **Model Name:** GAR4PEBRATUS
- **Color:** Pebble White
- **Product Dimensions:** 63"L x 63"W x 27"H
- **Material:** Woven UV-protected PVC construction with PU-insulated foam core
- **Shape:** Square
- **Capacity:** 218 Gallons
- **Number of Jets:** 70 (AquaJet Massage System)



- **Seating Capacity:** 4 people
- **Assembly Required:** Yes
- **Heating System:** Integrated heater, heats up to 104°F (40°C)
- **Filtration:** Easy-to-use filtration system
- **Control:** Wired controller, Wi-Fi controllable via smartphone/tablet

## Revolutionary new hot tub construction

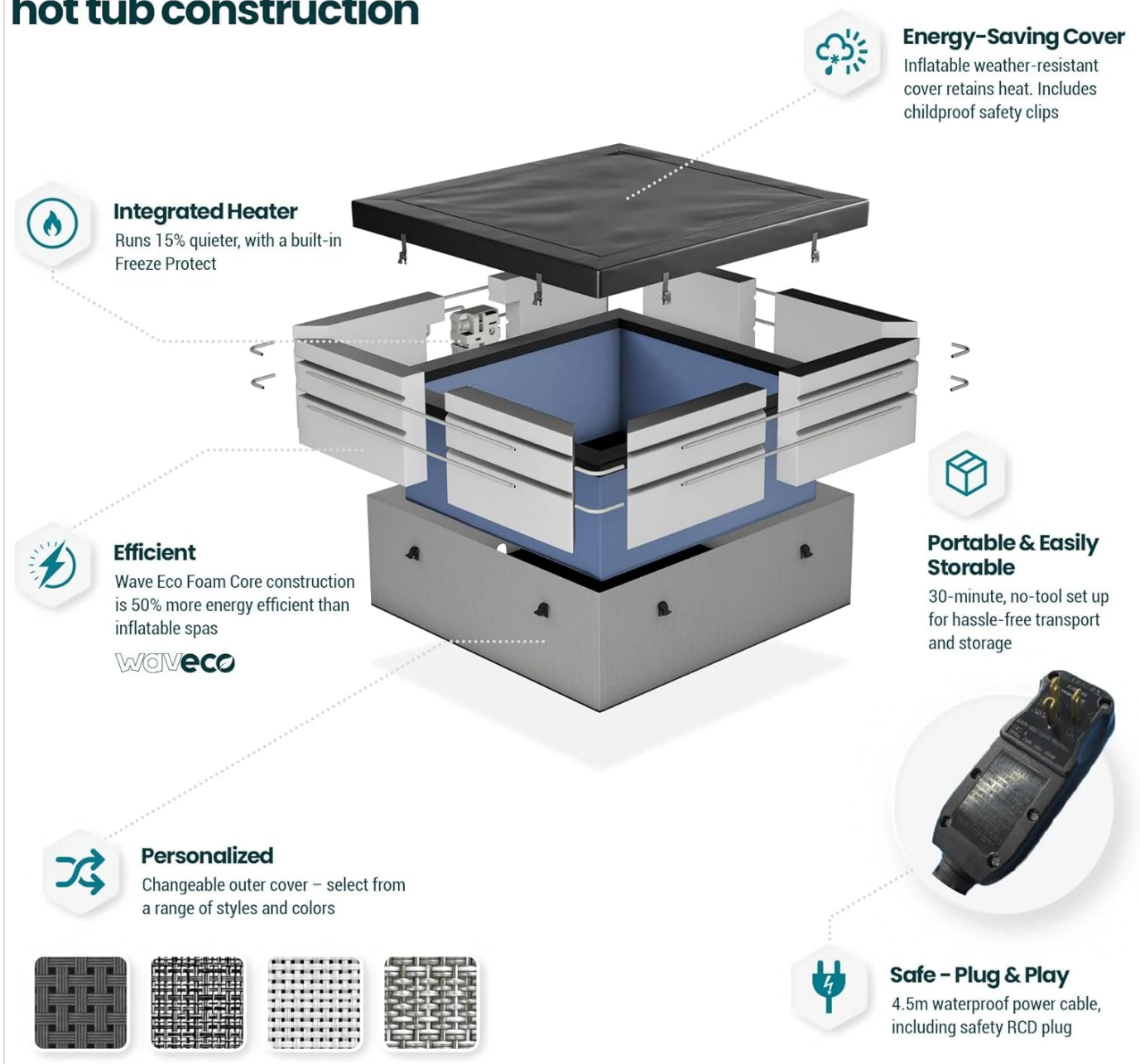


Image: A graphic detailing the product specifications of the Wave Garda hot tub, including dimensions, water capacity, and key features like the wired controller and Wi-Fi capability.

## WARRANTY AND SUPPORT

For warranty information, please refer to the documentation included with your purchase or visit the official Wave website. If you require technical assistance, have questions about your product, or need to report an issue, please contact Wave customer support.



- **Online Support:** Visit the [Official Wave Store on Amazon](#) for FAQs and contact options.

- **Manufacturer Contact:** Refer to your product packaging or the Wave website for direct contact details.

© 2025 WAVE. All rights reserved.

Related Documents - GAR4PEBRATUS

	<p><a href="#">Wave Eco Foam Spa User Manual: Setup, Operation, and Safety Guide</a></p> <p>Your essential guide to the Wave Eco Foam Spa. Learn how to safely set up, operate, maintain, and troubleshoot your spa. Includes details on models like Garda, Tahoe, and Como, with warranty information.</p>
	<p><a href="#">Wave Eco Foam Spa User Manual: Installation, Operation, and Maintenance Guide</a></p> <p>This user manual provides comprehensive guidance for the Wave Eco Foam Spa, including detailed instructions on safety, installation, operation, water maintenance, troubleshooting, and warranty information for models like Garda, Como, and Tahoe.</p>
	<p><a href="#">Wave Como 4-6 Person Spa Installation Manual &amp; Guide</a></p> <p>Comprehensive installation manual and guide for the Wave Como 4-6 Person Inflatable Spa. Learn how to set up, operate, maintain, and troubleshoot your hot tub.</p>
	<p><a href="#">Wave Eco Inflatable Spa User Manual: Setup, Operation, and Maintenance</a></p> <p>Comprehensive user manual for the Wave Eco Inflatable Spa, covering setup, operation, maintenance, safety, troubleshooting, and warranty. Includes detailed instructions and specifications for various models.</p>

	<p><a href="#">Wave Swift Spa Installation and User Manual</a></p> <p>Comprehensive installation and user manual for the Wave Swift Spa, providing detailed instructions on setup, operation, maintenance, safety guidelines, and troubleshooting for this 6-person hot tub.</p>
	<p><a href="#">Wave Inflatable Spas Installation and User Manual</a></p> <p>Comprehensive guide for installing, using, and maintaining Wave inflatable spas, covering setup, safety, operation, and troubleshooting. Includes specifications, package contents, and warranty information.</p>