

## iCarsoft EU MAX

# iCarsoft EU MAX (Enhanced) 2025 Bidirectional OBD2 Diagnostic Tool User Manual

Brand: iCarsoft | Model: EU MAX (Enhanced)

## 1. INTRODUCTION

This manual provides detailed instructions for the safe and effective operation of your iCarsoft EU MAX (Enhanced) 2025 Bidirectional OBD2 Diagnostic Tool. Please read this manual thoroughly before using the device to ensure proper functionality and to prevent damage to the tool or your vehicle. This device is designed for comprehensive vehicle diagnostics and maintenance services for European car makes.



Figure 1: iCarsoft EU MAX Diagnostic Tool main unit. This image displays the front view of the iCarsoft EU MAX device, showing its screen with various menu icons and physical navigation buttons.

## 2. PRODUCT FEATURES

- **Full OBD2 Functions:** Supports all 10 OBD2 test modes including Read/Clear Codes, I/M Readiness, Freeze Frame, O2 Sensor Test, On-Board Monitoring, Evap System Test, Auto-VIN, and Vehicle Information.
- **44+ Reset & Calibration Services:** Perform comprehensive reset, adaptation, and calibration services for various systems including Oil Reset, EPB, BMS, ETC, SAS, DPF, ABS Bleeding, Injector Coding, TPMS, Air Suspension, Air Conditioner, Head Lamp, Body Stability Control, Engine Control, Transmission Control, Airbag, Seat, Door-Window-Roof, Fuel Pump, Air Filter Control, Engine Idle, Immobilizer, EGR, Odometer, Clutch, Water Pump, Crankshaft, Cruise Control, Language Setting, NOx Sensor, Rain Sensor, Stop&Start, Turbocharger, Head-Up Display, Radar/Camera, Vehicle Setup, Cylinder Shutoff Test, Speed Limit Assist, Control Unit Reset, Oxygen Sensor, and Seat Belt.
- **OE-Level Full System Diagnostics:** Conduct accurate and in-depth diagnostics across all automotive systems. View live data streams in waveform format, export data, retrieve freeze-frame data, perform active tests, and generate custom reports.
- **EU Vehicle Coverage:** Supports European car makes (after 2001) including Sprinter, BMW, Mini, VW, Seat,

Skoda, Volvo, Porsche, SAAB, EU Ford, Dacia, Renault, Fiat, Mercedes-Benz, Citroen, Jaguar, Peugeot, Audi, Opel, Land Rover, Smart, Vauxhall, Alfa-Romeo, and Lancia.

- **Convenient Features:** Automatic vehicle text history recording, VIN identification, 4-in-1 real-time live data graphing, DTC library for lookup, custom report generation and printing, and support for 15 languages.
- **Free Updates & 24/7 Tech Support:** Includes a 1-year risk-free global warranty, lifetime free software updates, and lifetime free hardware repairs (excluding logistics costs). Dedicated 24/7 technical support is available.

## OE-level Diagnostic for European Vehicles

### In-depth Full System Diagnostic & Tests

**Systems:** Airbag, BSC, SIT, TCM, Engine, Other Systems, TPMS, LAP, OIL.

**Screen Icons:** Oil Rest, EPB, BMS, ETC, SAS, Injector, Bleeding, TPMS.

**Bottom Bar Functions:** Read / Erase Codes, Bidirectional / Active Test, Expert-level Diagnostic, Live Graph Data Stream, Freeze Frame, Auto VIN Retrieve Info.

**Note:** For deep diagnostic & tests, iCarsoft EU MAX still keep quick to access more details of all systems, instead of shallow scanning.

Figure 2: Overview of OE-level diagnostic capabilities. This image highlights the in-depth full system diagnostic and tests available for European vehicles, showing various systems like Airbag, TPMS, Engine, and more.



# 44 Useful Maintenance Reset /Calibration Services



Oil Reset	TPMS Reset	Seat Reset
EPB Reset	Suspension Reset	WIN-DR-ROOF Reset
SAS Reset	Air conditioner Reset	Odometer Adpation
ETC Reset	Head Lamp Reset	Fuel Pump Reset
MBS Reset	Body Stability Reset	Air Filter Reset
D-P-F Reset	Engine Control	Immobilzer Reset
ABS Reset	Trans Adpation	E-R-G Reset
Injector Coding	Airbag Reset	Miscellaneous

## Newest Service (need update scanner)

AdBlue Service	Turbocharger Service
Clutch Service	HeadUpDisplay Service
Electronic Water Pump Service	Radar/Camera Service
Crankshaft Learning Service	Vehicle Settings
HighVoltageBattery Service	Cylinder cutout Service
CruiseControl Service	CylinderMisfireDetection Service
LanguageSetting Service	Remove Speed Limit Service
NOxSensor Service	ControlUnitReset Service
RainSensor Service	OxygenSensor Service
Automatic Start/Stop	SeatBelt Service

Figure 3: Detailed list of 44+ maintenance and calibration services. This image illustrates the extensive range of reset functions, including Oil Reset, EPB, BMS, and many others, categorized for easy understanding.

## 3. SETUP

To begin using your iCarsoft EU MAX diagnostic tool, ensure your vehicle's ignition is in the 'ON' position (engine can be off). Locate your vehicle's OBD2 port, typically found under the dashboard on the driver's side. Connect the diagnostic tool's cable to the OBD2 port. The device will power on automatically.

Video 1: Connecting the iCarsoft CR MAX to a vehicle's OBD2 port. This video demonstrates the physical connection process and the initial boot-up sequence of the device, showing the main menu.

## 4. OPERATING INSTRUCTIONS

#### 4.1. Menu Navigation

The iCarsoft EU MAX features a user-friendly interface with intuitive icons. Use the directional buttons and 'ENTER' key to navigate through the menus. The 'BACK' button allows you to return to the previous screen.

#### 4.2. Auto VIN Scan

From the main menu, select 'Diagnostics' and then choose your vehicle's brand. The tool can automatically detect and display your vehicle's VIN (Vehicle Identification Number) and other relevant information such as production date, model type, and transmission details.

#### 4.3. Reading and Clearing Codes

Navigate to 'OBDII/EOBD' from the main menu. You can select 'Read Codes' to view any diagnostic trouble codes (DTCs) present in your vehicle's systems. If codes are found and the issue has been resolved, select 'Erase Codes' to clear them from the vehicle's memory.

#### 4.4. Live Data Stream

Within the 'OBDII/EOBD' menu, select 'Live Data' to view real-time parameters from your vehicle's sensors. This data can be displayed numerically or graphically, allowing for detailed monitoring of engine RPM, temperatures, fuel system status, and more. You can also record and transfer this data for further analysis.

## ALLOW COMPATIBILITY CHACKING & BASIC SERVICES CHECKING BEFORE PURCHASING

### PATH 1:

Enter the URL directly:

<https://www.icarsoft.us/Cr/eumax>

Select Car Brand

Check Compatibility/Basic Functions

### PATH 2:

Search for "icarsoft. us"

Enter Official web

Select "Support&Update"

Select "Function List"

Enter " iCarsoft EU MAX/US V3.0/JP V3.0/FR V3.0" Page

Select Car Brand

Perform Compatibility/Basic Function Checks

select the model

GIULIA  
STELVIO  
147  
156 MY  
159  
166  
4C

ABS (Anti Lock Brakes)

ABS (Anti Lock Brakes)

ABS (Anti Lock Brakes)

ABS (Anti Lock Brakes)

ABS (Anti Lock Brakes)

ABS (Anti Lock Brakes)

ABS (Anti Lock Brakes)

ABS (Anti Lock Brakes)

< 1 2 3 ... 538 > goto 1

### WARM TIPS:

Official web only has ability to check common-used functions, the new-adding & unique special functions of ENHANCE VERSION scanners are not displayed on web. if cars meet the compatibility, it can basically enjoy new-adding & special functions.

Figure 4: Full OBD2 service functions. This image illustrates the various OBD2 functions available, including Read/Erase Codes, I/M Readiness, Freeze Frame, O2 Sensor Test, and On-Board Monitoring.

#### 4.5. Bidirectional Control / Active Tests

The tool supports bidirectional control, allowing you to send commands to vehicle systems to perform active tests. This can include testing components like fuel pumps, windows, headlights, mirrors, cooling fans, and more, to verify their functionality.



Figure 5: Examples of bidirectional control and actuation tests. This image shows various components that can be actively tested, such as Fuel Pump, Window, Headlight, and Mirrors.

Video 2: Demonstration of 8 Reset Services and Battery Test. This video highlights the ease of performing various reset functions and checking battery voltage using the iCarsoft diagnostic tool.

## 5. MAINTENANCE SERVICES

The iCarsoft EU MAX offers over 44 maintenance and reset services. These services allow you to perform



common vehicle maintenance tasks and calibrations without needing specialized dealer tools. Examples include:

- Oil Reset
- Electronic Parking Brake (EPB) Reset
- Battery Management System (BMS) Reset
- Electronic Throttle Control System (ETC) Relearns
- Steering Angle Sensor (SAS) Calibration
- ABS Bleeding Service
- Injector Coding
- TPMS (Tire Pressure Monitor System Service)
- Air Suspension Service
- Air Conditioner Service (ACS)
- Head Lamp Service (LAP)
- Body Stability Control (BSC)
- Engine Control Module (ECM)
- Transmission Control Module (TCM)
- Airbag Reset (ABR)
- Seat Service (SIT)
- Door/Window/Roof Service (DWR)
- Fuel Pump Service (FPP)
- Air Filter Control Service (AFS)
- Engine Idle Learning (IDL)
- Immobilizer Reset
- Miscellaneous Functions
- EGR (Exhaust Gas Recirculation)
- Odometer Adjustment
- Clutch Adaptation
- Water Pump Activation
- Crankshaft Learning
- Cruise Control Adaptation
- Language Setting
- NOx Sensor Reset
- Rain Sensor Calibration
- Stop&Start System Reset
- Turbocharger Calibration
- Head-Up Display Calibration
- Radar/Camera Calibration
- Vehicle Setup
- Cylinder Shutoff Test
- Speed Limit Assist
- Control Unit Reset
- Oxygen Sensor Reset
- Seat Belt Reset

## 6. VEHICLE COVERAGE

The iCarsoft EU MAX (Enhanced) 2025 is specifically designed for European car makes manufactured after 2001. It supports a wide range of brands and models, offering comprehensive diagnostics and maintenance services.

### Supported European Brands:

- BMW
- Mini
- Mercedes-Benz
- Audi
- Porsche
- Volkswagen (VW)
- Sprinter
- Seat
- Skoda
- Volvo
- SAAB
- EU Ford
- Dacia
- Renault
- Fiat
- Citroen
- Jaguar
- Peugeot
- Opel
- Land Rover
- Smart
- Vauxhall
- Alfa-Romeo
- Lancia

The tool supports OBDII compliant PETROL European vehicles from 2001 onwards and OBDII compliant DIESEL European vehicles from 2004 onwards. It supports OBDII/EOBD test modes: CAN, ISO9141, KWP2000, J1850VPW, J1850 PWM.



# 98% VEHICLE MODELS COVERED

## For European Brand Vehicles

### EUROPE

for Chrysler, for Benz, for Sprinter, for BMW, for Mini, for VW, for Seat for Skoda, for Audi, for Opel, for LandRover, for Volvo, for Porsche for SAAB, for EUFord, for Vauxhall, for Peugeot, for Citroen, for Renault for Dacia, for Alfa-Romeo, for Lancia, for Smart, for Jaguar, for Fiat



## For Most Vehicle Models

Works on **2001** and later OBDII compliant PETROL European vehicles

Works on **2004** and later OBDII compliant DIESEL European vehicles

- Support the OBDII/EOBD test modes: CAN, ISO9141, KWP2000, J1850VPW, J1850 PWM.

Figure 6: Overview of supported European vehicle brands and model year compatibility. This image lists the extensive range of European car manufacturers covered by the iCarsoft EU MAX tool.

## 7. TROUBLESHOOTING & COMPATIBILITY

Before purchasing or if you encounter issues, it is recommended to check the compatibility and available maintenance services for your specific car model on the iCarsoft official website. The website provides a function list for each scanner model.


### Checking Compatibility:

- Path 1:** Enter the URL directly: [www.icarsoft.us/Cr/eumax](http://www.icarsoft.us/Cr/eumax). Select Car Brand and check Compatibility/Basic Functions.
- Path 2:** Search for "icarsoft.us". Enter Official web. Select "Support&Update". Select "Function List". Enter "iCarsoft EU MAX/US V3.0/JP V3.0/FR V3.0" Page. Select Car Brand. Perform Compatibility/Basic Function Checks.


**Warm Tips:** Official web only has ability to check common-used functions, the new-adding & unique special functions of


ENHANCE VERSION scanners are not displayed on web. If cars meet the compatibility, it can basically enjoy new-adding & special functions.

# Expertise in Support, Service with Heart



## Generate Diagnostic Reports





## Contact iCarsoft via Email

 [support@icarsoft.us](mailto:support@icarsoft.us)

(Or contact official iCarsoft online stores via Amazon)



## 24 / 7 Professional support




Figure 7: Instructions for checking vehicle compatibility and available services on the iCarsoft website. This image provides a visual guide to navigating the website for compatibility checks.

## 8. SPECIFICATIONS

Manufacturer	iCarsoft
Brand	iCarsoft
Model	EU MAX (enhanced)
Item Weight	2 pounds
Package Dimensions	10 x 7.5 x 2.5 inches

Operating System	Windows 10 (for updates)
------------------	--------------------------

## 9. WHAT'S IN THE BOX

- 1 x iCarsoft EU MAX (enhanced) diagnostic Tool

## 10. WARRANTY AND SUPPORT

The iCarsoft EU MAX (Enhanced) 2025 comes with a comprehensive support package:

- **1-Year Risk-Free Global Warranty:** Covers manufacturing defects and ensures product reliability.
- **Lifetime Free Software Updates:** Keep your device up-to-date with the latest vehicle models and diagnostic functions without additional cost.
- **Lifetime Free Hardware Repairs:** Enjoy free repairs for hardware issues (excluding logistics costs).
- **24/7 Technical Support:** Access professional technical assistance for any operational questions or troubleshooting needs.

For technical support, please contact the iCarsoft customer service team via email at [support@icarsoft.us](mailto:support@icarsoft.us) or through the official iCarsoft online stores on Amazon.

# More Profession Diagnostics

## iCarsoft EU MAX

(2024 ENHANCED VERSION)



## OTHEERS



- ✓ More in-depth Diagnostic & Tests
- ✓ All System Diagnostic
- ✓ Fast Real-time Data Transmission & Display

- ✗ Shallow scanning
- ✗ Partial System Diagnostic
- ✗ Non real-time data

Figure 8: Overview of iCarsoft's customer support and service offerings. This image highlights features like diagnostic report generation, email support, and 24/7 professional assistance.