

Manuals+

[Q & A](#) | [Deep Search](#) | [Upload](#)

[manuals.plus](#) /

› [MEKKLEON](#) /

› [MEKKLEON Under Cabinet Lights with Remote Control \(4-Pack, 20 CM, Black\) User Manual](#)

MEKKLEON LB55

MEKKLEON Under Cabinet Lights with Remote Control

Model: LB55 (4-Pack, 20 CM, Black)

INTRODUCTION

Thank you for choosing MEKKLEON Under Cabinet Lights. This manual provides essential information for the safe and efficient use of your new lighting system. Please read these instructions carefully before installation and operation, and retain them for future reference.

These magnetic rechargeable light bars feature a 90-degree right-angle design for seamless corner fitting and fan-shaped lighting for wider coverage. They offer adjustable brightness and three color temperatures, controlled via a remote. Ideal for kitchens, wardrobes, shelves, and other indoor spaces.



Image: MEKKLEON Under Cabinet Lights installed in various home settings, showcasing their versatility in kitchens, bedrooms, and offices.

SAFETY INFORMATION

- Do not expose the lights to extreme temperatures or direct sunlight for prolonged periods.
- Keep the lights away from water and moisture. These lights are water-resistant, but not waterproof.
- Do not attempt to disassemble or modify the product. This will void the warranty.
- Use only the provided USB charging cable.
- Ensure proper ventilation during charging.

- Keep out of reach of children.

PACKAGE CONTENTS

Verify that all items are present in your package:

- 4 x Cabinet Lamps (20 CM, Black)
- 1 x Remote Control
- 2 x 2-in-1 USB Charging Cables
- 10 x Right-Angle Metal Patches with 3M Adhesive
- 1 x User Manual (this document)

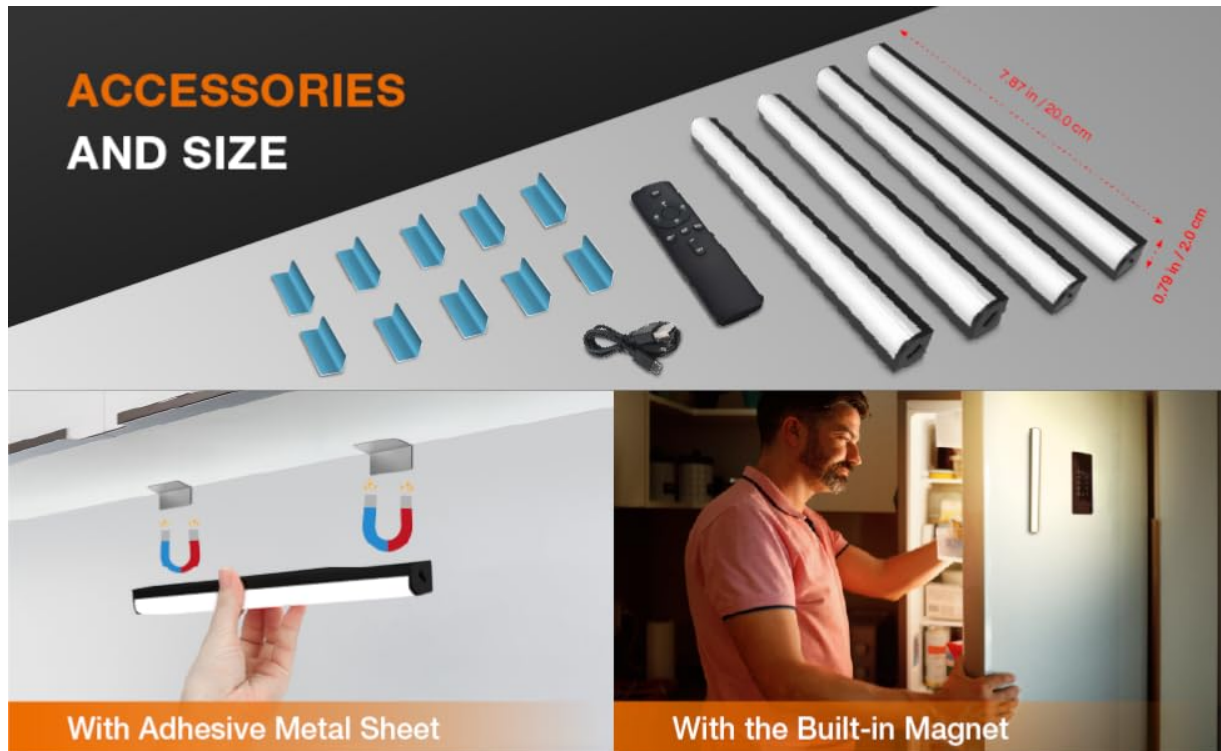


Image: All components included in the MEKKLEON Under Cabinet Lights package.

SETUP

1. Charging the Lights

1. Locate the Type-C charging port on each light bar.
2. Connect the provided USB charging cable to the light bar and a compatible USB power source (e.g., computer, USB adapter, USB socket).
3. The indicator light on the light bar will show red during charging and turn green when fully charged.
4. A full charge typically takes 3-4 hours. The lights can operate for approximately 15 hours in always-on mode at 100% brightness.



Image: Charging the MEKKLEON Under Cabinet Lights via USB-C.

2. Installation

The lights offer two installation methods:

1. **Direct Magnetic Adsorption:** The light bars have built-in magnets and can be directly attached to any iron surface.
2. **Adhesive Metal Plate Installation:** For non-ferrous surfaces, use the provided 3M adhesive right-angle metal patches.
 - a. Clean the desired installation surface thoroughly.
 - b. Peel off the protective film from one side of the 3M adhesive on a metal patch.
 - c. Adhere the metal patch to the desired location. Press firmly for 30 seconds.
 - d. Attach the light bar magnetically to the installed metal patch.

The 90-degree design allows for seamless fitting into cabinet corners.

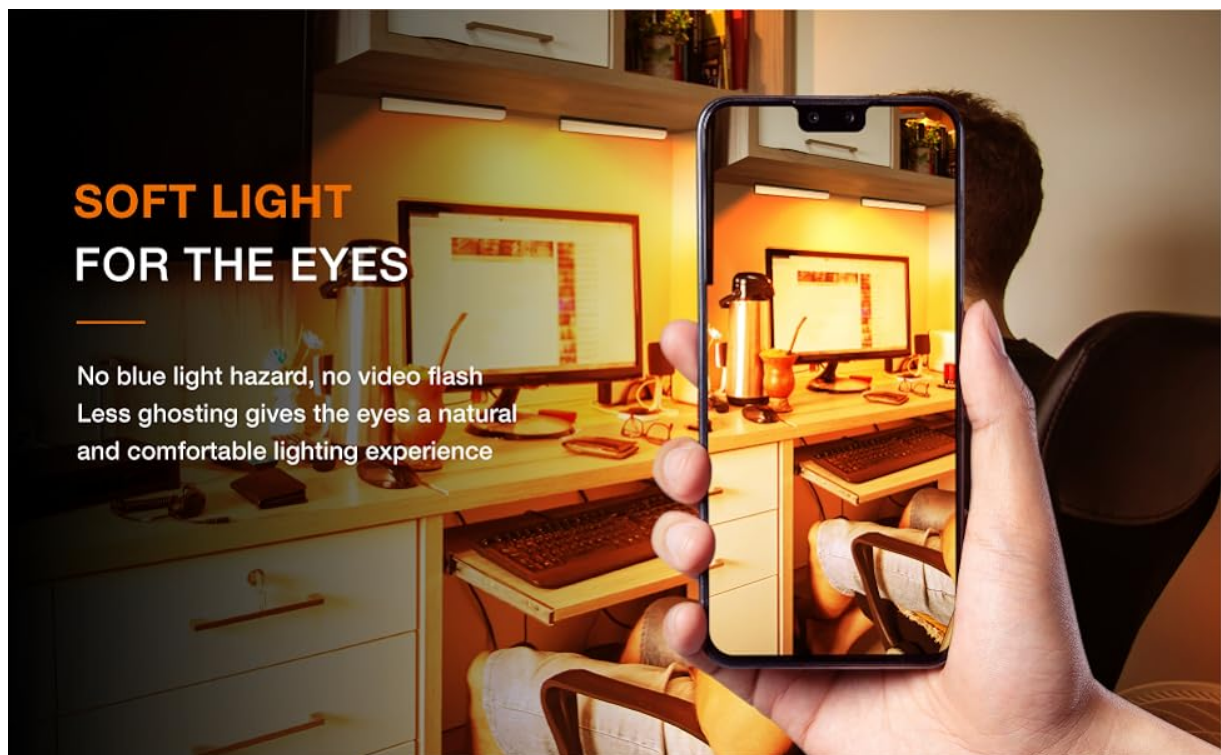


Image: Easy installation methods for the MEKKLEON Under Cabinet Lights.

3. Remote Control Pairing

The remote control is typically pre-paired with the lights. If the lights do not respond to the remote, or if you need to re-pair them (e.g., after a complete battery drain), follow these steps:

1. Ensure the light bar is charged and powered on (if it has a manual switch).
2. Point the remote control towards the light bar.
3. Press and hold the 'ON' button on the remote for a few seconds until the light bar blinks, indicating successful pairing.



Image: MEKKLEON remote control and light bars.

OPERATING INSTRUCTIONS

Use the provided remote control to operate the MEKKLEON Under Cabinet Lights.



Image: Remote control in use with an installed light bar.

1. Power On/Off

- Press the 'ON' button to turn the lights on.
- Press the 'OFF' button to turn the lights off.

2. Brightness Adjustment (Stepless Dimming)

- Use the brightness '+' and '-' buttons on the remote to increase or decrease the light intensity.
- The lights support stepless dimming, allowing for fine adjustment of brightness.

3. Color Temperature Adjustment

The lights offer three color temperature options:

- **3000K (Warm Light):** For a cozy and inviting atmosphere.
- **4500K (Natural Light):** A balanced, neutral white light.
- **6000K (White Light):** A bright, cool white light for task-oriented areas.

Press the '3000K', '4500K', or '6000K' buttons on the remote to switch between these color temperatures.

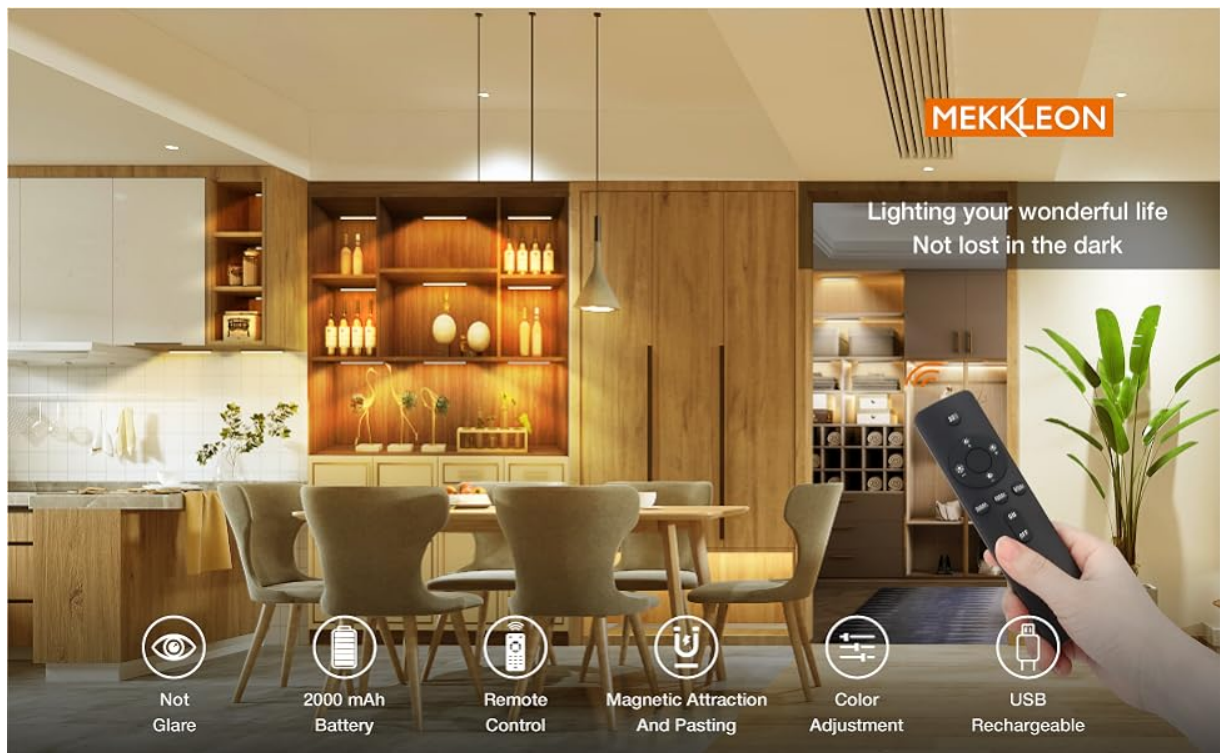


Image: Adjustable color temperatures and stepless dimming feature.

4. Timer Function

- Press the '30S' button on the remote to activate a 30-second timer. The lights will blink to confirm and then turn off after 30 seconds.
- *Note: The 30-second timer function can only be activated after the lights have been turned on. It does not function as an 'on' timer.*

MAINTENANCE

1. Cleaning

- Wipe the light bars with a soft, dry cloth.
- Do not use abrasive cleaners or solvents, as these may damage the finish.

2. Battery Care

- Recharge the lights when the brightness noticeably diminishes or they stop responding.
- Avoid completely draining the battery frequently to prolong its lifespan.
- If storing the lights for an extended period, charge them fully every 3-6 months.

TROUBLESHOOTING

- **Lights not turning on or responding to remote:**
 - Check if the lights are charged. Recharge if necessary.
 - Ensure the remote control has a working battery.
 - Re-pair the remote control with the lights (refer to 'Remote Control Pairing' in the Setup section).
- **Short battery life:**
 - Ensure the lights are fully charged (indicator turns green).

- High brightness settings consume more power. Reduce brightness for longer runtime.
- Frequent use in 'always-on' mode will deplete the battery faster than intermittent use.
- **Lights flicker or dim unexpectedly:**
 - This usually indicates a low battery. Recharge the lights.

SPECIFICATIONS

Feature	Specification
Brand	MEKKLEON
Model Name	LB55
Product Dimensions	9"L x 1.5"W x 1.5"H (20 CM length)
Color	Black
Material	Polycarbonate, Metal
Power Source	Battery Powered
Battery Type	2000mAh Lithium Ion (Rechargeable)
Light Source Type	LED
Color Temperature	3000K, 4500K, 6000K (Adjustable)
Brightness	Up to 600 Lumens (Dimmable)
Control Method	Remote Control
Installation Type	Magnetic, Adhesive Mount
Indoor/Outdoor Usage	Indoor, Outdoor (Water Resistant)
Voltage	5 Volts
Wattage	8.16 watts

WARRANTY & SUPPORT

MEKKLEON provides a **24-month warranty** for this product, covering manufacturing defects and malfunctions under normal use. Additionally, lifetime technical support is available to assist you with any questions or issues you may encounter.

If you experience any problems or have questions regarding your MEKKLEON Under Cabinet Lights, please contact our customer support team. We are committed to providing a satisfactory resolution within 24 hours.

Contact Information: Please refer to the seller's contact details on your purchase platform or the MEKKLEON official website for the most up-to-date support information.