

Vente-unique AURALI

Vente-unique AURALI 2-Door Corner Wardrobe Instruction Manual

Model: AURALI

INTRODUCTION

This manual provides detailed instructions for the assembly, operation, and maintenance of your Vente-unique AURALI 2-Door Corner Wardrobe. Please read these instructions carefully before beginning assembly and retain them for future reference. Proper assembly and care will ensure the longevity and optimal performance of your wardrobe.

Safety Warning: Fix the furniture firmly to the wall to prevent tipping.

PRODUCT OVERVIEW

The AURALI corner wardrobe is designed for space-saving storage, featuring two hinged doors. It includes a hanging rail and multiple shelves to organize personal belongings efficiently.

- **Color:** White
- **Material:** Particle board
- **Finish:** Matte, UV paint
- **Door Mechanism:** Hinged doors with integrated handles
- **Storage:** 6 shelves, 1 hanging rail
- **Maximum shelf load:** 5 kg
- **Maximum hanging rail load:** 8 kg



Image: Front view of the Vente-unique AURALI 2-Door Corner Wardrobe in white, with two closed doors and black handles, positioned in a bedroom corner.

DIMENSIONS

AURALI Corner Wardrobe Dimensions

Measurement	Value
Overall Length	101.5 cm
Overall Height	182 cm
Overall Depth	101.5 cm

Measurement	Value
Hanging Rail Area (L x H)	98 cm x 128.2 cm
Shelf Height	26 cm

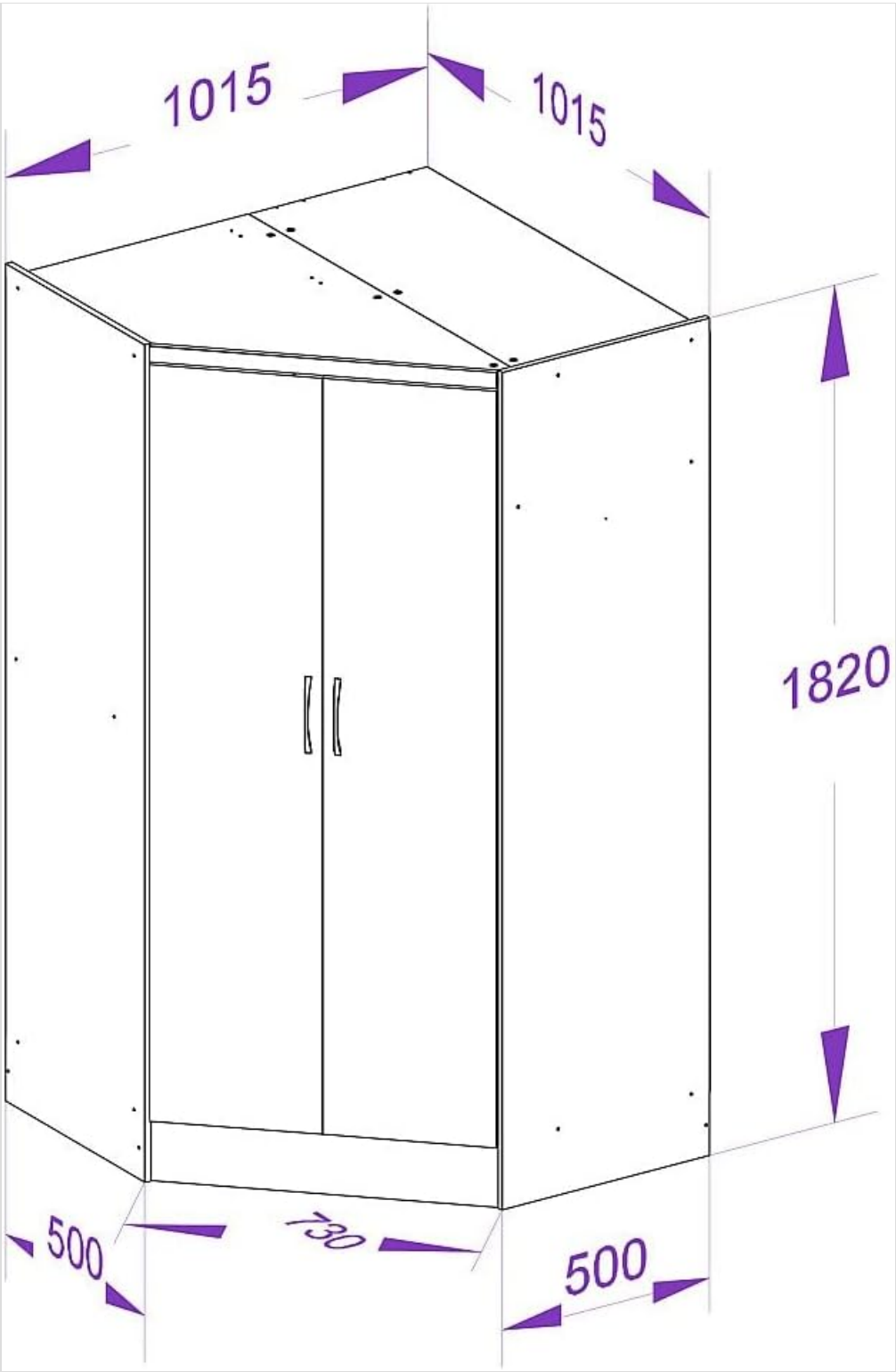


Image: Technical drawing illustrating the dimensions of the AURALI corner wardrobe, showing length, depth, and height measurements in millimeters.

SETUP AND ASSEMBLY

The AURALI corner wardrobe requires self-assembly. Follow the instructions provided in the packaging carefully. Ensure all components are present before starting assembly.

Unpacking and Inspection

Upon delivery, verify that the correct number of packages has been received. Inspect all parts for any damage before beginning assembly. If any parts are missing or damaged, contact customer support immediately.

- **Package 1:** Length 195 cm, Width 56 cm, Height 7 cm, Weight 30 kg
- **Package 2:** Length 114 cm, Width 63 cm, Height 11 cm, Weight 27 kg
- **Package 3:** Length 177 cm, Width 50 cm, Height 9 cm, Weight 26 kg

Assembly Steps

1. Identify all components and hardware. Lay them out on a clean, soft surface to prevent scratches.
2. Follow the step-by-step diagrams in the included assembly guide.
3. Ensure all screws and fasteners are tightened securely, but do not overtighten.
4. Once assembled, position the wardrobe in its desired corner.
5. **Important Safety Step:** Securely fix the wardrobe to the wall using the provided anti-tip hardware. This prevents accidental tipping and potential injury. Refer to the wall-mounting instructions in the assembly guide for details.




Image: The AURALI corner wardrobe with both doors open, revealing the internal configuration of shelves on the left and a hanging rail on the right.

OPERATING INSTRUCTIONS

The AURALI corner wardrobe is designed for storing clothing and personal items. Its two hinged doors open to reveal a combination of shelves and a hanging rail.

Using the Doors

Gently pull the integrated handles to open the doors. Push the doors closed until they are flush with the wardrobe frame.

Utilizing Storage Space

- **Shelves:** Use the six shelves for folded clothes, accessories, or other items. Do not exceed the maximum load of 5 kg per shelf.
- **Hanging Rail:** The hanging rail is suitable for garments on hangers. Do not exceed the maximum load of 8 kg for the hanging rail.




Image: Interior view of the AURALI corner wardrobe, showcasing folded clothes on shelves, garments on the hanging rail, and storage boxes at the bottom.

MAINTENANCE

Regular maintenance will help preserve the appearance and functionality of your wardrobe.

- **Cleaning:** Wipe surfaces with a soft, damp cloth. Avoid abrasive cleaners or harsh chemicals, as these can damage

the finish.

- **Hardware:** Periodically check all screws and fasteners to ensure they remain tight. Retighten if necessary.
- **Door Hinges:** If doors become misaligned or squeaky, adjust the hinges as per the assembly guide or apply a small amount of lubricant.
- **Weight Distribution:** Distribute weight evenly across shelves and the hanging rail to prevent warping or damage.

TROUBLESHOOTING

Common Issues and Solutions

Problem	Possible Cause	Solution
Doors do not close properly or are misaligned.	Loose hinge screws or uneven assembly.	Check and tighten hinge screws. Adjust hinges as per assembly instructions. Ensure the wardrobe is on a level surface.
Wardrobe feels unstable or wobbly.	Loose assembly fasteners or not properly secured to the wall.	Retighten all assembly screws. Ensure the anti-tip hardware is correctly installed and secured to a wall stud.
Shelves sag or warp.	Exceeded maximum weight capacity.	Reduce the weight on the affected shelf. Ensure weight is distributed evenly.

SPECIFICATIONS

- **Brand:** Vente-unique
- **Model:** AURALI
- **Type:** 2-Door Corner Wardrobe
- **Color:** White
- **Material:** Particle board (Bois)
- **Finish:** Matte, UV paint
- **Overall Dimensions (L x W x H):** 101.5 cm x 101.5 cm x 182 cm
- **Item Weight:** 83.9 kg
- **Maximum Shelf Capacity:** 5 kg per shelf
- **Maximum Hanging Rail Capacity:** 8 kg
- **Assembly Required:** Yes
- **Wall Mounting:** Recommended for stability and safety (anti-tip hardware included)

WARRANTY AND SUPPORT

Information regarding specific warranty terms is not provided in the product description. For warranty details, spare parts availability, or customer support, please contact Vente-unique directly or refer to the documentation included with your purchase.

You can visit the Vente-unique store on Amazon for more information:[Vente-unique Amazon Store](#)

