

[Manuals.plus](#) /

> [Shark](#) /

> Shark POWERDETECT Upright Vacuum Cleaner with HEPA Filter, Heavy Duty Vacuum with Powerful Suction for Pet Hair Pickup, DuoClean Technology, Powered Lift-Away, Ideal for Carpets & Hardfloors, AZ4002 PowerDetect w/ Odor Neutralizer

Shark AZ4002

Shark POWERDETECT Upright Vacuum Cleaner User Manual

Model: AZ4002



The Shark POWERDETECT Upright Vacuum Cleaner, Model AZ4002, featuring HEPA filter and Odor Neutralizer Technology.

1. INTRODUCTION

Thank you for choosing the Shark POWERDETECT Upright Vacuum Cleaner. This manual provides essential information for the safe and efficient operation, maintenance, and troubleshooting of your new vacuum cleaner. Please read it thoroughly before first use and keep it for future reference.

2. WHAT'S IN THE BOX

Your Shark POWERDETECT Upright Vacuum Cleaner package includes the following components:

- POWERDETECT Upright Vacuum Unit
- Duster Crevice Tool
- HairPro Self Cleaning Pet Power Brush
- Odor Neutralizer Technology Cartridge
- Pet-Multi Tool



An illustration showing all the components included in the vacuum cleaner's packaging.

3. SETUP AND ASSEMBLY

Follow these steps to assemble your Shark POWERDETECT vacuum cleaner:

1. Carefully remove all components from the packaging.
2. Insert the wand into the floor nozzle until it clicks securely into place.
3. Attach the handle to the top of the wand, ensuring it locks.
4. Connect the hose to the vacuum pod's hose connector.
5. Install the Odor Neutralizer Technology Cartridge into its designated slot.
6. Ensure all filters are correctly seated before first use.

Two-brushroll system

Two brushrolls. A network of sensors.
Designed to grip and capture more dirt, debris & hair.*

PowerFins Detect™

Nonstop contact
on carpets & floors.

Soft Roller

Pulls in small particles & gives
a polished look to floors.



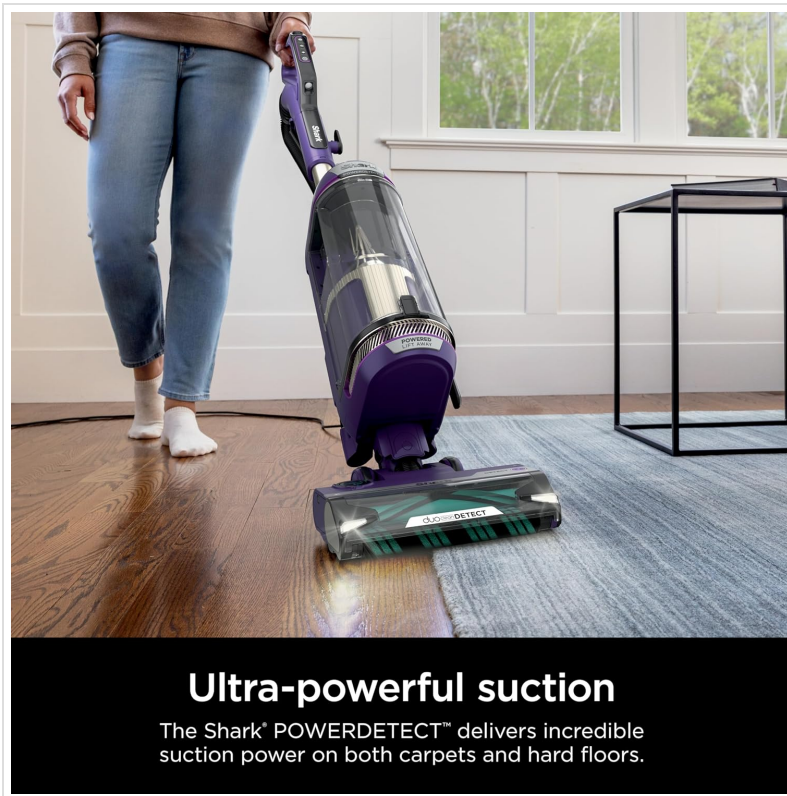
A detailed diagram highlighting key features and components of the Shark POWERDETECT vacuum, including fingertip controls, Anti-Allergen Complete Seal, LED headlights, self-cleaning brushroll, DuoClean Detect, and various detect technologies.

4. OPERATING INSTRUCTIONS

The Shark POWERDETECT vacuum is designed for powerful and intelligent cleaning across various surfaces.

4.1 Power and Suction

Experience ultra-powerful suction for effective cleaning on both carpets and hard floors.



The vacuum effectively cleans both hard floors and carpets, showcasing its strong suction capabilities.


4.2 DuoClean Detect Technology

This two-brushroll system with four Intelli-Sense sensors automatically senses and reacts to hidden dirt, debris, and pet hair, boosting suction and brushroll speed for optimal performance.



An overview of the DuoClean Detect system, illustrating its Dirt, Edge, Floor, and Direction Detect capabilities.

- **Dirt Detect:** Senses embedded dirt and boosts cleaning power automatically.



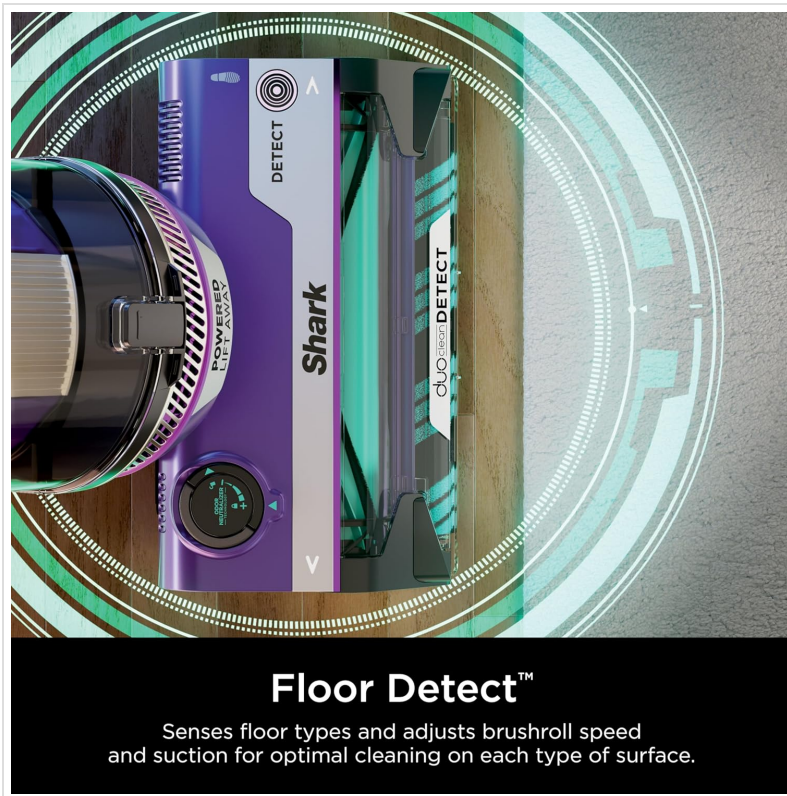
The vacuum's Dirt Detect feature identifies hidden debris and automatically increases power for thorough cleaning.

- **Edge Detect:** Increases suction power near edges and walls for maximum cleaning in corners and under baseboards.



The Edge Detect feature ensures comprehensive cleaning along walls and in tight corners.

- **Floor Detect:** Automatically adapts suction and brushroll speed based on floor type (hardfloor or carpet) for optimal performance.



The Floor Detect feature intelligently adjusts vacuum settings for optimal cleaning on various floor surfaces.

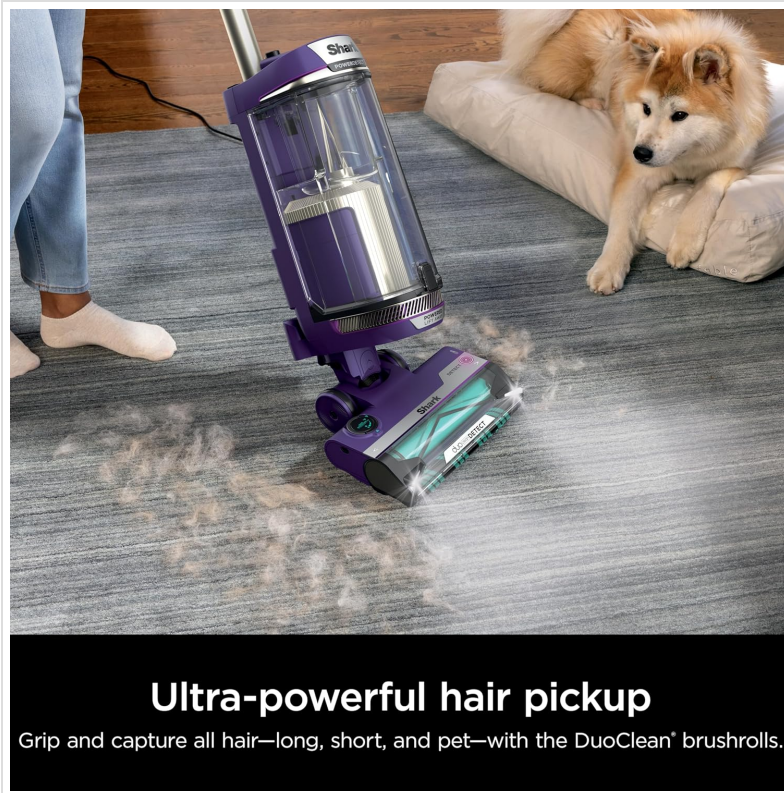
- **Direction Detect:** Recognizes vacuuming direction and directs powerful suction for maximum cleaning in both forward and reverse.



The Direction Detect feature optimizes suction for both forward and reverse movements, enhancing cleaning efficiency.

4.3 Hair Pickup and Odor Neutralization

The self-cleaning brushroll effectively picks up all types of hair without tangling. The Odor Neutralizer Technology guards against unpleasant odors, leaving your home fresh.



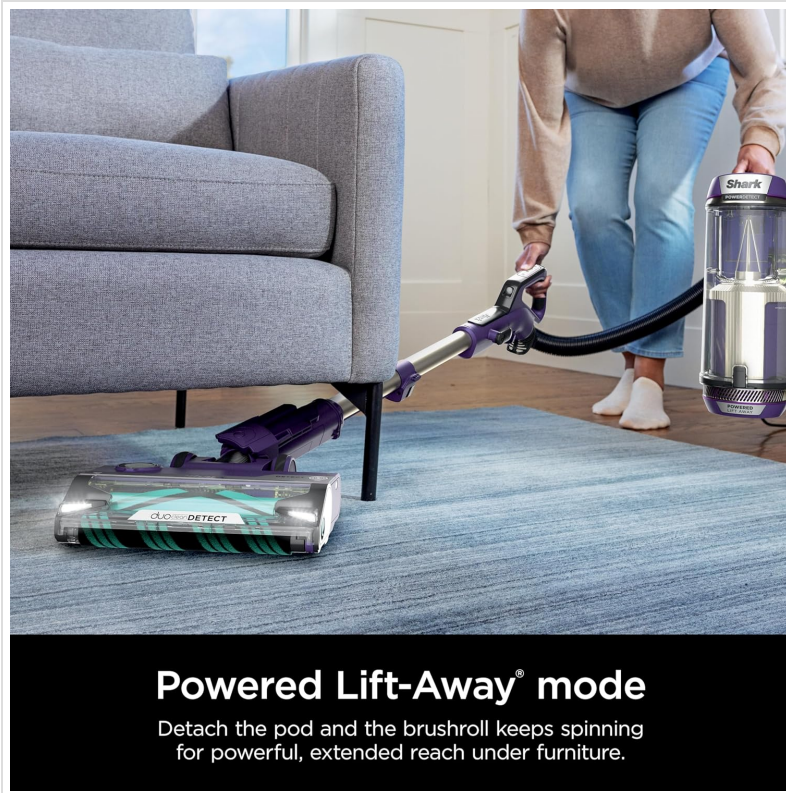
The vacuum demonstrates its ability to pick up pet hair effectively from carpeted surfaces.



A close-up of the Odor Neutralizer Technology dial, which helps keep your home smelling fresh.


4.4 Powered Lift-Away Mode

Detach the pod for portable cleaning while the brushroll continues to spin, providing powerful, extended reach under furniture and for above-floor cleaning.



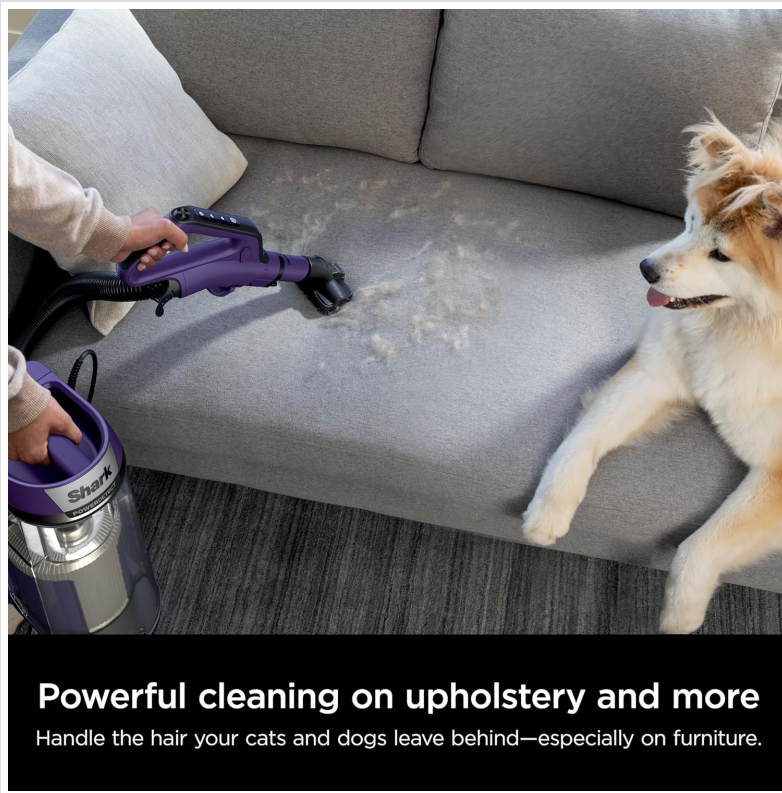
The Powered Lift-Away mode allows for easy cleaning under furniture while maintaining brushroll power.

- **Extended Reach:** Use the detachable pod and extra-long hose to clean high areas like shades, ceilings, and fans.




The vacuum's extended reach allows for cleaning high and hard-to-access areas.

- **Upholstery and Stairs:** Easily pick up pet hair and debris from upholstery and clean stairs with the detached pod and accessories.



The vacuum effectively removes pet hair and debris from upholstered furniture.



Cleaning stairs is made easy with the vacuum's Lift-Away mode and specialized attachments.

4.5 Anti-Allergen Complete Seal

This system, combined with a HEPA filter, traps 99.99% of dust and allergens inside the vacuum, preventing them from re-entering the air you breathe.



The Anti-Allergen Complete Seal system captures and traps dust and allergens within the vacuum.

4.6 Official Product Video

Official overview video for the Shark POWERDETECT Upright Vacuum Cleaner with HEPA Filter, demonstrating its features and operation.

5. MAINTENANCE

Regular maintenance ensures optimal performance and extends the life of your vacuum cleaner.

5.1 Emptying the Dust Cup

Empty the extra-large dust cup regularly to maintain strong suction. It empties debris in seconds.



Extra-large easy-empty dust cup

Removable dust cup empties debris in seconds.

A user demonstrating how to easily empty the vacuum's extra-large dust cup.

5.2 Filter Cleaning

Periodically clean the HEPA filter and other foam/felt filters as per the instructions in the full manual to maintain filtration efficiency.

5.3 Self-Cleaning Brushroll

The self-cleaning brushroll is designed to prevent hair wrap. Inspect it periodically for any debris that may need to be removed.



A visual comparison highlighting the effectiveness of the self-cleaning brushroll in preventing hair wrap.

6. TROUBLESHOOTING

If you encounter issues with your vacuum, refer to the following common troubleshooting tips:

- **No Power:** Ensure the power cord is securely plugged into a working outlet. Check the circuit breaker.
- **Reduced Suction:** Empty the dust cup. Check and clean all filters. Inspect the hose and nozzles for blockages.
- **Brushroll Not Spinning:** Ensure the vacuum is upright and not in Lift-Away mode if you expect the main brushroll to spin. Check for obstructions in the brushroll area.
- **Odor:** Replace the Odor Neutralizer Technology Cartridge if the scent has faded. Ensure the dust cup is empty and clean.

For more detailed troubleshooting, please consult the full product manual or contact Shark customer support.

7. SPECIFICATIONS

Feature	Detail
Brand	Shark
Model Name	POWERDETECT Upright Vacuum
Model Number	AZ4002
Special Feature	HEPA
Filter Type	HEPA Filter
Capacity	2.02 Quarts
Wattage	1416 watts
Hose Length	1.89 Feet
Product Dimensions	12.01"L x 15.12"W x 46.18"H
Item Weight	17.57 pounds
Noise Level	80 dB
Amperage	11.8 Amps
UPC	622356619233

8. WARRANTY AND SUPPORT

For warranty information and customer support, please refer to the warranty card included with your product or visit the official Shark website. Keep your purchase receipt for warranty claims.

For additional assistance, you may contact Shark customer service directly.

