

## ARCTIC WIND 4AW10000A

# Arctic Wind 10,000 BTU Window Air Conditioner and Dehumidifier

MODEL: 4AW10000A - USER MANUAL

[Overview](#)

[Safety Information](#)

[Package Contents](#)

[Product Features](#)

[Setup & Installation](#)

[Operating Instructions](#)

[Maintenance](#)

[Troubleshooting](#)

[Specifications](#)

[Warranty & Support](#)

### 1. Product Overview

The Arctic Wind 10,000 BTU Window Air Conditioner and Dehumidifier is designed to provide efficient cooling and moisture removal for medium-sized rooms up to 450 square feet. This unit operates on 115V and includes a remote control for convenient operation. Its 3-in-1 functionality offers cooling, dehumidification, and fan-only modes to maintain a comfortable indoor environment.

Key features include precise digital controls, an auto mode for consistent climate, a 24-hour timer for scheduled operation, and an auto-restart function that restores previous settings after a power interruption. The unit also features an easy tilt-out removable and washable filter for simplified maintenance and a 'Follow Me' remote control that places the thermostat at your location for accurate temperature sensing.



Figure 1: Front view of the Arctic Wind 10,000 BTU Window Air Conditioner.

## 2. Important Safety Information

---

Read all instructions before using this appliance. Failure to follow these instructions may result in electric shock, fire, or property damage. Keep this manual for future reference.

- **Electrical Safety:** Ensure the unit is plugged into a properly grounded 115V, 3-prong outlet. Do not use extension cords or adapter plugs. Do not operate the unit with a damaged power cord or plug.
- **Installation:** Install the unit securely in a window according to the installation instructions. Ensure the window is structurally sound to support the unit's weight.
- **Clearance:** Maintain adequate clearance around the unit for proper airflow. Do not block air vents.
- **Water Drainage:** Ensure proper drainage of condensed water. Do not obstruct the drain outlet.
- **Cleaning:** Always unplug the unit before cleaning or performing any maintenance.
- **Children and Pets:** Keep children and pets away from the unit during operation.
- **Service:** Do not attempt to repair or modify the unit yourself. Refer all servicing to qualified personnel.

## 3. Package Contents

---

Verify that all items listed below are included in your package. If any items are missing or damaged, contact customer support.

- Arctic Wind Window Air Conditioner Unit

- Remote Control
- Batteries for Remote Control
- User Manual (this document)
- Warranty Information
- Window Mounting Kit

## 4. Product Features

---

The Arctic Wind 10,000 BTU Window Air Conditioner is equipped with several features designed for optimal comfort and convenience:

- **3-in-1 Functionality:** Offers powerful cooling, dehumidification for excess moisture removal, and a fan-only mode.
- **Cooling Capacity:** 10,000 BTUs suitable for rooms up to 450 square feet.
- **Fan Speeds:** Three adjustable fan speeds to customize airflow and comfort.
- **Window Mounting Kit:** Included for straightforward and secure installation.
- **24-Hour Timer:** Program the unit to turn on or off at specific times.
- **Energy Saver Function:** Reduces energy consumption by cycling the compressor and fan.
- **Auto-Restart Function:** Automatically resumes operation with previous settings after a power outage.
- **Washable Filter:** Easy-to-remove and clean filter for improved air quality and unit efficiency.
- **Remote Control:** Includes a 'Follow Me' remote that senses the temperature at its location for precise comfort.
- **4-Way Adjustable Air Vents:** Direct airflow where it's needed most.

# WINDOW AIR CONDITIONER

10,000 BTU 4AW10000A



UNIT DIMENSIONS: 21.5" W × 14.75" H × 19" D



3 COOLING &  
3 FAN SPEEDS



QUICK & EASY  
INSTALLATION



4-WAY ADJUSTABLE  
AIR VENTS



FOLLOW ME  
REMOTE CONTROL

Figure 2: Overview of key product features.

## 5. Setup and Installation

Proper installation is crucial for the efficient and safe operation of your air conditioner. The unit is designed for standard double-hung windows. Refer to the detailed instructions provided in the included window mounting kit for specific steps.

### 5.1 Pre-Installation Checklist

- Ensure the window opening meets the required dimensions (Product Dimensions: 19"D x 21.5"W x 14.75"H).
- Verify that the electrical outlet is a grounded 115V, 3-prong receptacle.
- Gather necessary tools (e.g., screwdriver, measuring tape).

### 5.2 Window Installation Steps (General)

1. Prepare the window by cleaning the sill and frame.

2. Attach the top mounting rail to the unit (if not pre-attached).
3. Carefully place the unit into the window opening, ensuring it is centered and level or slightly tilted outwards for proper condensation drainage.
4. Extend the side panels to fill the window gap and secure them with screws.
5. Install the window sash seal and any additional weather stripping to prevent air leaks.
6. Secure the window sash to prevent it from being opened from the outside.
7. Plug the unit into the dedicated electrical outlet.



Figure 3: The air conditioner unit properly installed in a window.

## 6. Operating Instructions

---

Your Arctic Wind air conditioner can be operated using the control panel on the unit or the included remote control.

### 6.1 Control Panel and Remote Control

The control panel features a digital display and various buttons for mode selection, temperature

adjustment, fan speed, and timer settings. The remote control duplicates most of these functions and includes the 'Follow Me' feature.

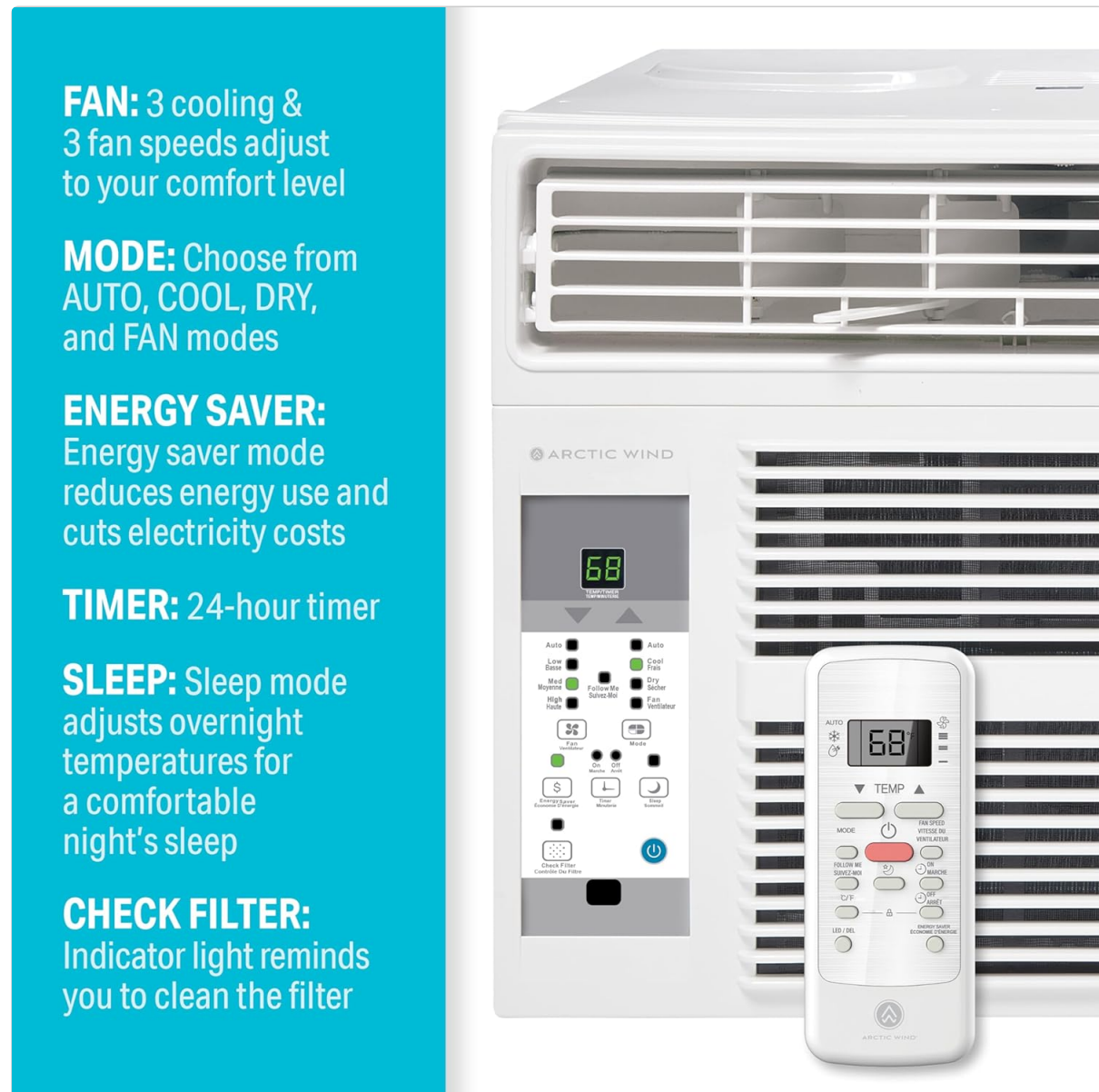


Figure 4: Unit control panel and remote control with function labels.

## 6.2 Basic Operation

- **Power On/Off:** Press the Power button to turn the unit on or off.
- **Mode Selection:** Press the 'Mode' button to cycle through available modes: Cool, Dry, Fan, and Auto.
- **Temperature Adjustment:** Use the Up/Down arrows to set your desired temperature. The temperature range is typically 62°F to 86°F (17°C to 30°C).
- **Fan Speed:** In Cool or Fan mode, press the 'Fan Speed' button to select Low, Medium, or High.

## 6.3 Advanced Functions

- **Timer Function:** Press the 'Timer' button to set a delay for the unit to turn on or off (up to 24 hours). Use the Up/Down arrows to adjust the time.
- **Sleep Mode:** Activates a quiet operation mode and gradually adjusts the temperature overnight for comfortable sleep.
- **Energy Saver Mode:** The fan will continue to run for a few minutes after the compressor turns off.

The fan will cycle on periodically to sample the room air. If the room temperature is above the set temperature, the compressor will turn back on.

- **Auto-Restart:** In the event of a power interruption, the unit will automatically restart with the last settings once power is restored.
- **Follow Me (Remote Control):** When activated, the remote control acts as the thermostat, sensing the temperature at its location and adjusting the unit's operation accordingly.

## 7. Maintenance

Regular maintenance ensures optimal performance and extends the lifespan of your air conditioner.

### 7.1 Cleaning the Air Filter

The unit features a 'Check Filter' indicator light that reminds you to clean the filter. A dirty filter can reduce cooling efficiency and airflow.

1. **Unplug the Unit:** Always disconnect power before cleaning.
2. **Remove Filter:** Open the front panel and gently slide out the washable air filter.
3. **Clean Filter:** Wash the filter with warm, soapy water. Rinse thoroughly and allow it to air dry completely before reinstallation. Do not use hot water or harsh detergents.
4. **Reinstall Filter:** Slide the dry filter back into its slot and close the front panel.
5. **Reset Filter Light:** After cleaning and reinstalling, press the 'Filter' button on the control panel to reset the indicator light.

### 7.2 Cleaning the Unit Casing

- Wipe the exterior casing with a soft, damp cloth.
- Do not use abrasive cleaners, waxes, or polishes.

### 7.3 End of Season Storage

- Clean the air filter and the unit's exterior.
- Run the unit in Fan mode for a few hours to dry out any internal moisture.
- Unplug the unit and store it in a dry, cool place, preferably in its original packaging.

## 8. Troubleshooting

Before contacting customer service, review the following common issues and solutions:

Problem	Possible Cause	Solution
Unit does not turn on	No power; tripped circuit breaker; unit unplugged	Check power cord connection; reset circuit breaker; ensure outlet is functional.

Problem	Possible Cause	Solution
Unit not cooling effectively	Dirty air filter; blocked air vents; room too large; open windows/doors	Clean air filter; ensure vents are clear; close windows/doors; check room size against BTU rating.
Water dripping outside	Normal condensation	This is normal during high humidity. Ensure unit is slightly tilted outwards.
Water dripping inside	Unit not level or tilted incorrectly; clogged drain pan	Adjust unit to be slightly tilted outwards; check and clear drain pan/hose.
Unusual noise	Loose parts; unit not securely installed; fan obstruction	Check for loose screws; ensure secure installation; inspect fan for obstructions (unplug first).
Remote control not working	Dead batteries; obstruction between remote and unit	Replace batteries; remove any obstructions.

## 9. Product Specifications

Feature	Detail
Brand	ARCTIC WIND
Model Number	4AW10000A
Cooling Power	10,000 BTU
Coverage Area	Up to 450 Square Feet
Product Dimensions (D x W x H)	19" x 21.5" x 14.75"
Item Weight	58 pounds
Voltage	115 Volts
Refrigerant	R-32
Seasonal Energy Efficiency Ratio (SEER)	10.9
Filter Type	Mesh (Washable)
Power Source	Corded Electric
Special Features	Dehumidifier, Filter Light Reminder, Remote Controlled

# CHOOSING THE RIGHT AIR CONDITIONER

SQ. FT.	ROOM SIZE	BTU
150	10' × 15'	5,000
250	10' × 25'	6,000
350	17' × 20'	8,000
450	15' × 30'	10,000
550	20' × 27'	12,000
700	20' × 35'	15,000
1,000	25' × 40'	18,000
1,500	30' × 50'	25,000

*General BTU range for guidance only; actual product BTU may vary slightly.*

Figure 5: BTU and room size guidance chart.

## 10. Warranty and Customer Support

### 10.1 Warranty Information






This Arctic Wind air conditioner comes with a **1 Year Limited Warranty**. This warranty covers defects in materials and workmanship under normal use. Please refer to the warranty card included in your package for full terms, conditions, and exclusions.


### 10.2 Customer Support

If you experience any issues with your unit that cannot be resolved using the troubleshooting guide, or if you require warranty service, please contact Arctic Wind customer support. Have your model number (4AW10000A) and purchase date ready when you call.

For the most current contact information, please visit the official Arctic Wind website or refer to the contact details provided in your warranty documentation.

## Related Documents - 4AW10000A

 <p>ARCTIC WIND® OWNER'S MANUAL PORTABLE AIR CONDITIONER MODEL 2AP7500A</p>	<p><a href="#">Arctic Wind 2AP7500A Portable Air Conditioner Owner's Manual</a></p> <p>Comprehensive owner's manual for the Arctic Wind 2AP7500A portable air conditioner, covering safety information, installation, operation, troubleshooting, and maintenance.</p>
 <p>ARCTIC WIND® OWNER'S MANUAL REMOTE CONTROL WINDOW AND THRU-THE-WALL AIR-CONDITIONERS</p>	<p><a href="#">Arctic Wind Remote Control Owner's Manual</a></p> <p>Owner's manual for Arctic Wind remote controls used with window and thru-the-wall air conditioners. Covers remote specifications, handling, functions, display icons, and operating instructions.</p>
 <p>Register Now</p>	<p><a href="#">DeLonghi EX CST Series Portable Air Conditioner User Manual</a></p> <p>Comprehensive user manual for the DeLonghi EX CST Series portable air conditioner, covering setup, operation, safety, troubleshooting, and maintenance. Includes details on Cool Surround Technology and ECO Real Feel.</p>
 <p>Johnny's CoolBot® Air Conditioner Recommendations</p>	<p><a href="#">CoolBot® Air Conditioner Recommendations and Compatibility Guide</a></p> <p>A comprehensive guide from Johnny's Selected Seeds on selecting the right air conditioner for your CoolBot® setup, covering sizing, types, and brand compatibility for building walk-in coolers.</p>
 <p>Mobile Klimaanlage 3 in 1   R-8816 Arctic Breeze   DE Rohinson Bedienungshandbuch MOBILE KLIMAAANLAGE 3 IN 1 R-8816 Arctic Breeze</p>	<p><a href="#">Rohinson R-8816 Arctic Breeze 3-in-1 Mobile Air Conditioner User Manual</a></p> <p>Comprehensive user manual for the Rohinson R-8816 Arctic Breeze 3-in-1 mobile air conditioner. Learn about setup, operation, safety, maintenance, and troubleshooting for this cooling, dehumidifying, and fan appliance.</p>



### Arctic King

WINDOW TYPE ROOM AIR CONDITIONER

User's Manual

MODELS 3AW8000A, 4AW10000A, 4AW12000A

IMPORTANT NOTE: Please read this manual carefully and keep it for future reference.

### Arctic King Window Type Room Air Conditioner User Manual

Comprehensive user manual for Arctic King window type room air conditioners, covering safety instructions, installation, operation, maintenance, and troubleshooting for models KAW05M1AWT, KAW05R1AWT, KAW06R1AWT, KAW08R1AWT, KAW10R1AWT, KAW12R1AWT, and KAW15R1AWT.

Documents - ARCTIC WIND – 4AW10000A



[\[pdf\]](#)

23 M083 AW 2024 WAC packaging 4AW10000A Arctic Wind 10 000 BTU Window Air Conditioner with Remote Control at Tractor Supply Co2434824 Man1media tractorsupply is content TractorSupplyCompany tsc product 2 43 48 24 2434824 Man1 4aw10000a energy 10000 for 450 Square Feet Included awid1165 4AW10000AArctic Cosecure img1 ag wfcdn dm document de1538c7 4e97 4563 908c 4f343311968c energymedia ||| ||| ARCTIC WIND Model 4AW10000A Capacity: 10,000 BTUs ARCTIC WIND Model **4AW10000A** Capacity: 10,000 BTUs ... lang: **score:35** filesize: 775.53 K page\_count: 1 document date: 2024-03-13

[\[pdf\]](#) Dimension Guide

23 M083 AW 2024 WAC packaging 4AW10000A 10 000 BTU 115V Window Air Conditioner with Electronic Controls and Follow Me Remote Control Arctic Wind Technical Resources4AW10000A EGimages salsify image upload q 100 fl attachment q9pylbyi4hvpohksacwd ||| ARCTIC WIND Model **4AW10000A** Capacity: 10,000 BTUs CLIMATISEUR DE FENTRE POUR LES PICES DE TAILLE MOYENNE JUSQU 42 M2 POUR LES TAILLES DE FENTRES CM. : 58.4-91.4 L 39.4 H KIT DE MONTAGE DE FENTRE INCLUS QU EST-CE QUI EST INCLUS 1 - Manuel d Installation / Opration 1 - Rail de Montage Suprieu... lang:fr **score:34** filesize: 1.08 M page\_count: 2 document date: 2024-03-08

[\[pdf\]](#) User Manual Owner's Manual Instructions

WINDOW AIR CONDITIONEREach time you press the button a mode is selected in sequence that goes from AUTO COOL DRY HEAT and FAN The indicator light beside will be illuminated 67512810lowes productdocuments 11967184 cc3f 4f6d 96ce 70bec71f28d6 67512810 4aw12000a manual 12 000 BTU Window Air Conditioner with Remote Control Arctic Wind awid1173 4AW12000AWINDOW CONDITIONERArctic 4AW12000AEach illuminated secure img1 ag wfcdn dm document a59edab9 8bb8 43ad 9543 9fbe62db108d manuallowes ||| ||| OWNER S MANUAL WINDOW AIR CONDITIONER MODELS 3AW8000A, 4AW10000A, 4AW12000A TABLE OF CONTENTS IMPORTANT SAFETY INSTRUCTION 4 INSTALLATION INSTRUCTIONS .13 WHAT IS IN THE PACKAGE .13 WINDOW REQUIREMENTS .14 INSTALLATION OVERVIEW 14 IF AC IS OWNER S MANUAL WINDOW AIR CONDITIONER MODELS 3AW8000A, **4AW10000A**, 4AW12000A TABLE OF CONTENTS IMPORTANT SAFETY INSTRUCTION..... 4 INSTALLATION INSTRUCTIONS..... lang:i-klngon **score:34** filesize: 3.14 M page\_count: 28 document date: 2024-02-27



### ARCTIC WIND®

OWNER'S MANUAL

WINDOW AIR CONDITIONER

MODELS 3AW8000A, 4AW10000A, 4AW12000A

[pdf] User Manual Owner's Manual Specifications Declaration of Conformity

REMOTE CONTROL eFireplaceStore In Heat mode the unit will decrease temperature 2°F 2°C every 30 minutes for first hour and maintain same temp 6 hours Only COOL ttw window remote 1739561580 0761 efireplacestore files Manuals srsItid AfmBOor 8eL MLDzBeaNr W2

wnaShjg6ORHaKnxCwJ6S6z6oJ3WNMCbM AUTO automatically select between FAN DRY HEAT based on room set 1 Press MODE button to select AfmBOoqlD5he

c0kV0xECS7GTrx1RL1qKmHyWNDkYZADGI3InX4IFOVy eFireplaceStoreREMOTE eFireplaceStoreIn In select Only NOTE Model RG51G CEFU1 does not have a feature ttw 0761ttw 0761efireplacestore wnaShjg6ORHaKnxCwJ6S6z6oJ3WNMCbMefireplacestore

c0kV0xECS7GTrx1RL1qKmHyWNDkYZADGI3InX4IFOVyefireplacestore

AfmBOorT78i7YngGirJenyWQO4t3zW68PzV10WDcSmwB4lfyFqS4 rSv 5 000 BTU 115V Mechanical Window Air Conditioner Arctic Wind Technical Resourcesttw 076124 M086 RG51 WAC TTW Remote Manual EN LRefireplacestore rSvimages salsify image upload q 100 fl attachment eyypqyl8ajcvkt1jbiod rSvefireplacestore AfmBOooiS7vH8tTZ5mx9PnzYVfDZK6bao6k2PfSjqfQfj5pktfF7XxqLimages ||| |||

OWNER S MANUAL REMOTE CONTROL WINDOW AND THRU-THE-WALL AIR CONDITIONERS Model RG51G 1 /CEFU1 Model RG51G 1 /EFU1 WINDOW AC MODELS 3AW5000MSA, 3AW8000A, 4AW10000A, 4AW12000A, 3AW18000A, 3AW25000A, 3AWH8000A, 3AWH12000A, 3AWH18000A, 3AWH25000 ||| OWNER S MANUAL REMOTE CONTROL WINDOW AND THRU-THE-WALL AIR CONDITIONERS Model RG51G 1 /CEFU1 Model RG51G 1 /EFU1 WINDOW AC MODELS 3AW5000MSA, 3AW8000A, 4AW10000A, 4AW12000A, 3AW18000A, 3AW25000A, 3AWH8000A, 3AWH12000A, 3AWH18000A, 3AWH25000 ||| OWNER S MANUAL REMOTE CONTROL WINDOW AND THRU-THE-WALL AIR CONDITIONERS Model RG51G 1 /CEFU1 Model RG51G 1 /EFU1 WINDOW AC MODELS 3AW5000MSA, 3AW8000A, 4AW10000A, 4AW12000A, 3AW18000A, 3AW25000A, 3AWH8000A, 3AWH12000A, 3AWH18000A, 3AWH25000 ||| OWNER S MANUAL REMOTE CONTROL WINDOW AND THRU-THE-WALL AIR CONDITIONERS Model RG51G 1 /CEFU1 Model RG51G 1 /EFU1 WINDOW AC MODELS 3AW5000MSA, 3AW8000A, 4AW10000A, 4AW12000A, 3AW18000A, 3AW25000A, 3AWH8000A, 3AWH12000A, 3AWH18000A, 3AWH25000 ||| OWNER S MANUAL REMOTE CONTROL WINDOW AND THRU-THE-WALL AIR CONDITIONERS Model RG51G 1 /CEFU1 Model RG51G 1 /EFU1 WINDOW AC MODELS 3AW5000MSA, 3AW8000A, 4AW10000A, 4AW12000A, 3AW18000A, 3AW25000A, 3AWH8000A, 3AWH12000A, 3AWH18000A, 3AWH25000


OWNER S MANUAL REMOTE CONTROL WINDOW AND THRU-THE-WALL AIR CONDITIONERS Model RG51G 1 /CEFU1 Model RG51G 1 /EFU1 WINDOW AC MODELS 3AW5000MSA, 3AW8000A, **4AW10000A**, 4AW12000A, 3AW18000A, 3AW25000A, 3AWH8000A, 3AWH12000A, 3AWH18000A, 3AWH25000A THRU-THE-WALL MODELS 3AWTW8000A, 3AWTW10000A, 3AWTW1000...

lang:en score:29 filesize: 1.37 M page\_count: 16 document date: 2024-02-28

[pdf] Dimension Guide

Arctic Wind 10 000 BTU Window Air Conditioner with Remote Control at Tractor Supply Co2434824 Bro1media tractorsupply is content TractorSupplyCompany tsc product 2 43 48 24 2434824 Bro1 4aw10000a spec 10000 for 450 Square Feet Included awid1165 4AW10000AArctic Cosecure img1 ag wfcdn dm document 576f6c30 016c 4d61 b99b 52be0b941531 specmedia ||| ||| WINDOW AIR CONDITIONER 10,000 BTU ELECTRONIC 4AW10000A UPC CODE COOLING CAPACITY BTU ENERGY STAR COVERAGE AREA sq. ft. CEER VOLTAGE AMPS WATTS WINDOW WIDTH min/max in. WINDOW HEIGHT min in. FAN SPEEDS cool/fan UNIT DIMENSIONS WHD in. PKG. D WINDOW AIR CONDITIONER 10,000 BTU ELECTRONIC **4AW10000A** UPC CODE COOLING CAPACITY BTU ENERGY STAR COVERAGE AREA sq. ft. CEER VOLTAGE AMPS WATTS WINDOW WIDTH min/max in. WINDOW HEIGHT min in. FAN SPEEDS cool/fan UNIT DIMENSIONS WHD in. PKG. DIMENSIONS WHD in. WEIGHT Net/Gros...

lang:en score:28 filesize: 380.21 K page\_count: 1 document date: 2024-03-06





[Arctic Wind Remote Control Owner's Manual](#)

Owner's manual for Arctic Wind remote controls used with window and thru-the-wall air conditioners. Covers remote specifications, handling, functions, display icons, and operating instructions.

lang:en **score:25** filesize: 1.37 M page\_count: 16 document date: 2024-02-28



[\[pdf\] User Manual Owner's Manual Instructions](#)

10 000 BTU 115V Window Air Conditioner with Electronic Controls and Follow Me Remote Control Arctic Wind Technical Resources23 M084 AW 2024 3AW8000A 4AW10000A 4AW12000A EN LRimages salsify image upload q 100 fl attachment hmszs9aenifnrgslfzvr |||

OWNER S MANUAL WINDOW AIR CONDITIONER MODELS 3AW8000A, **4AW10000A**, 4AW12000A TABLE OF CONTENTS IMPORTANT SAFETY INSTRUCTION..... 4  
INSTALLATION INSTRUCTIONS.....

lang:i-klnglon **score:23** filesize: 2.47 M page\_count: 28 document date: 2024-02-27

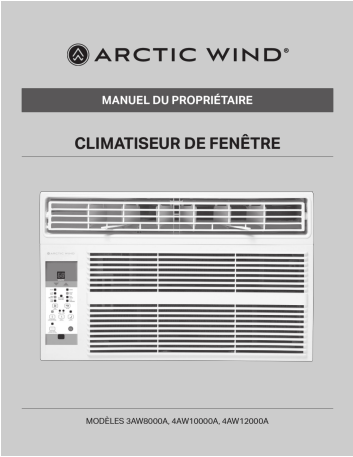


[\[pdf\] User Manual Guide](#)

5 000 BTU 115V Mechanical Window Air Conditioner Arctic Wind Technical Resources24 M086 RG51 WAC TTW Remote Manual FR LRimages salsify image upload q 100 fl attachment ytiqdx53q6ox1jkqdao8 |||

GUIDE D UTILISATION TLCOMMANDE CLIMATISEURS DE FENTRE ET MURAUX Modle RG51G 1 /CEFU1 Modle RG51G 1 /EFU1 MODLES DE FENTRE AC 3AW5000MSA, 3AW8000A, **4AW10000A**, 4AW12000A, 3AW18000A, 3AW25000A, 3AWH8000A, 3AWH12000A, 3AWH18000A, 3AWH25000A MODLES TRAVERS LE MUR 3AWTW8000A, 3AWTW10000A, 3AWTW10002A,...

lang:fr **score:23** filesize: 1.66 M page\_count: 16 document date: 2024-02-28




[pdf] Instructions

10 000 BTU 115V Window Air Conditioner with Electronic Controls and Follow Me Remote Control Arctic Wind Technical Resources23 M084 AW 2024 3AW8000A 4AW10000A 4AW12000A EN PLG FR rimages salsify image upload q 100 fl attachment an3kodqfowedufbxxhxl |||

MANUEL DU PROPRIETAIRE CLIMATISEUR DE FENTRE MODLES 3AW8000A, **4AW10000A**, 4AW12000A TABLE DES MATIRES CONSIGNES IMPORTANTES DE SCURIT..... 4

INSTRUCTIONS D INSTALLATION.....

lang:i-klngon **score:20** filesize: 3.25 M page\_count: 28 document date: 2024-03-05



[pdf] Dimension Guide

WINDOW AIR CONDITIONER 66880887 lowes productdocuments b137304c 5391 47c4 aa3c 5a6950c08e3e |||

WINDOW AIR CONDITIONER 10,000 BTU ELECTRONIC **4AW10000A** UPC CODE COOLING CAPACITY BTU ENERGY STAR COVERAGE AREA sq. ft. CEER VOLTAGE AMPS WATTS WINDOW WIDTH min/max in. WINDOW HEIGHT min in. FAN SPEEDS cool/fan UNIT DIMENSIONS WHD in. PKG. DIMENSIONS WHD in. WEIGHT Net/Gros...

lang:en **score:18** filesize: 380.21 K page\_count: 1 document date: 2024-03-06