

ANCOBER ACB-001

ANCOBER Portable Wireless Bluetooth Speaker User Manual

Model: ACB-001

1. INTRODUCTION

Thank you for choosing the ANCOBER Portable Wireless Bluetooth Speaker. This speaker is designed to deliver immersive, high-fidelity sound with dynamic LED lighting, making it ideal for various indoor and outdoor activities. Its lightweight, portable design, coupled with IPX4 water resistance and advanced Bluetooth 5.3 technology, ensures a versatile and enjoyable audio experience. Please read this manual carefully before using the product to ensure proper operation and to maximize its lifespan.

2. SAFETY INFORMATION

- Do not expose the speaker to extreme temperatures, direct sunlight, or high humidity.
- Avoid dropping or subjecting the speaker to strong impacts.
- Do not disassemble, repair, or modify the speaker yourself. Refer all servicing to qualified personnel.
- Keep the speaker away from medical devices, as its magnetic components may interfere with their operation.
- The speaker has an IPX4 waterproof rating, protecting against water splashes and spills. Do not partially or fully submerge the speaker in water.



The speaker is designed to withstand splashes, making it suitable for outdoor use.

3. PACKAGE CONTENTS

Please check the package for the following items:

- 1 x ANCOBER Portable Bluetooth Speaker
- 1 x USB Type-C Charging Cable
- 1 x Auxiliary-in (AUX) Cable
- 1 x User Manual

4. PRODUCT OVERVIEW

Familiarize yourself with the speaker's components and controls.



Front view of the ANCOBER Portable Wireless Bluetooth Speaker.



The speaker showcasing its vibrant LED lighting effects.



Detail of the speaker's input ports: AUX and Type-C charging.

Control Buttons:

- **Power Button:** Press and hold to power on/off.
- **Play/Pause Button:** Press to play or pause music. Press to answer/end calls.
- **Volume Up (+):** Press to increase volume. Long press for next track.
- **Volume Down (-):** Press to decrease volume. Long press for previous track.
- **Light Mode Button:** Press to cycle through LED light modes.
- **TWS Button:** Press to initiate True Wireless Stereo pairing.

5. SETUP

5.1. Bluetooth Pairing

1. Ensure the speaker is fully charged before first use.
2. Press and hold the Power Button to turn on the speaker. A voice prompt will indicate it's in Bluetooth pairing mode.
3. On your device (smartphone, tablet, computer), enable Bluetooth and search for available devices.
4. Select "ANCOBER Speaker" from the list.
5. Once connected, a voice prompt will confirm successful pairing.

5.2. True Wireless Stereo (TWS) Pairing

TWS allows you to connect two ANCOBER speakers for a stereo sound experience.

1. Ensure both speakers are powered on and not connected to any other Bluetooth device.
2. On one of the speakers, press the **TWS Button**. It will enter TWS pairing mode.
3. The two speakers will automatically connect to each other. A voice prompt will confirm successful TWS pairing.
4. Once TWS paired, connect your device to one of the speakers via Bluetooth as described in Section 5.1. The audio will now play through both speakers in stereo.



Enjoy immersive stereo sound by pairing two speakers with TWS.

6. OPERATING INSTRUCTIONS

6.1. Power On/Off

- To power on, press and hold the Power Button for 2-3 seconds.
- To power off, press and hold the Power Button for 2-3 seconds.

6.2. Music Playback

- **Play/Pause:** Press the Play/Pause Button.
- **Volume Up:** Press the '+' button.
- **Volume Down:** Press the '-' button.
- **Next Track:** Long press the '+' button.
- **Previous Track:** Long press the '-' button.

6.3. LED Light Modes

The speaker features multiple RGB lighting dynamic modes.

- Press the **Light Mode Button** to cycle through different lighting effects.
- The last two modes are designed to beat with the music, with the effect becoming more pronounced at higher volumes.

6.4. Hands-Free Calling

With the built-in microphone, you can answer calls directly through the speaker.

- **Answer Call:** Press the Play/Pause Button once when a call comes in.
- **End Call:** Press the Play/Pause Button once during a call.
- **Reject Call:** Press and hold the Play/Pause Button for 2 seconds.

6.5. AUX Mode

Connect non-Bluetooth devices using the included AUX cable.

- Insert one end of the 3.5mm AUX cable into the speaker's "Line In" port.

- Insert the other end into the audio output jack of your device.
- The speaker will automatically switch to AUX mode.

7. CHARGING

The speaker is powered by a rechargeable Lithium Ion battery.

- Connect the included USB Type-C cable to the speaker's DC 5V port.
- Connect the other end of the cable to a USB power adapter (5V/1A recommended) or a computer's USB port.
- The LED indicator will show charging status (specific indicator behavior may vary, refer to quick start guide if available).
- A full charge typically takes a few hours. Avoid overcharging to prolong battery life.
- When the battery is low, the speaker will provide a "low battery" voice prompt.



Connect the speaker to a power source using the Type-C cable for charging.

8. TROUBLESHOOTING

Problem	Possible Cause	Solution
Speaker does not turn on.	Battery is depleted.	Charge the speaker for at least 30 minutes.
Cannot pair with Bluetooth device.	Speaker is not in pairing mode or already connected. Device Bluetooth is off.	Ensure speaker is in pairing mode. Turn off and on device Bluetooth. Move speaker closer to device.
No sound or low volume.	Volume too low on speaker or device. Speaker not connected.	Increase volume on both speaker and device. Re-establish Bluetooth connection.
TWS pairing fails.	Speakers are too far apart or already connected to other devices.	Ensure both speakers are disconnected from other devices. Place them close together and try TWS pairing again.

Problem	Possible Cause	Solution
LED lights not working.	Light mode is off or speaker is off.	Press the Light Mode Button to activate lights. Ensure speaker is powered on.

9. SPECIFICATIONS

Feature	Detail
Model Number	ACB-001
Speaker Output Power	15 Watts
Connectivity Technology	Bluetooth 5.3 / Aux-input
Wireless Range	Up to 33 feet (10 meters)
Water Resistance Level	IPX4 (Splashproof)
Battery Capacity	2000 mAh Lithium Ion
Charging Port	USB Type-C (DC 5V)
Product Dimensions	2.53"D x 2.25"W x 6.8"H (6.4cm D x 5.7cm W x 17.3cm H)
Item Weight	0.79 lbs (12.64 oz / 358g)
Material	Plastic
Special Features	TWS Pairing, Multiple LED Light Modes, Built-in Microphone

10. MAINTENANCE



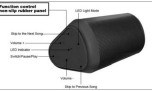
- Clean the speaker with a soft, dry cloth. Do not use abrasive cleaners or solvents.
- Store the speaker in a cool, dry place when not in use.
- If the speaker will not be used for an extended period, charge it at least once every three months to maintain battery health.

11. WARRANTY AND SUPPORT

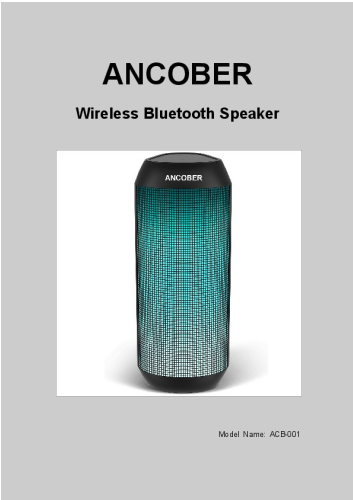
The ANCOBER Portable Wireless Bluetooth Speaker comes with a Full Warranty. For warranty claims, technical support, or any questions regarding your product, please contact ANCOBER customer service through the retailer's platform or the official ANCOBER website. Please have your purchase receipt and model number (ACB-001) ready when contacting support.

For the latest information and support, please visit the ANCOBER store:[ANCOBER Store on Amazon](#)

Related Documents

<div><div>ANCOBER</div><div>Wireless Bluetooth Speaker</div><div></div><div>Model Name: ACB001</div></div>	<p>ANCOver ACB-001 Wireless Bluetooth Speaker: User Manual & Features</p> <p>Comprehensive guide for the ANCOBER ACB-001 portable wireless Bluetooth speaker. Learn about its features, specifications, packing contents, button controls, LED indicators, and TWS dual pairing.</p>
<div><div></div></div>	<p>Ancober ACB-001 Portable Bluetooth Speaker User Manual</p> <p>User manual for the Ancober ACB-001 portable Bluetooth speaker, detailing setup, features, safety information, and FCC compliance.</p>
<div><div><div>OPERATION STEPS</div><div></div><div><div>How does the button work?</div><div>1. Power button: Press to turn on/off the speaker. Long press to enter/exit pairing mode. 2. Play/Pause button: Press to play/pause music. 3. Volume Up/Down buttons: Press to increase/decrease volume. 4. LED indicator: Shows battery level and connection status. 5. TWS button: Press to connect two speakers for TWS stereo sound. 6. Microphone button: Press to activate the microphone for calls. 7. LED indicator: Shows battery level and connection status. 8. How to Pair 2 speakers? Press and hold the TWS button on both speakers for 5 seconds. The LED indicator will flash red and blue, indicating pairing mode. Press the Play/Pause button on one speaker to start playback.</div></div></div></div>	<p>Ancober ACB001 Bluetooth Speaker: Operation Steps and Pairing Guide</p> <p>Detailed instructions for operating the Ancober ACB001 portable Bluetooth speaker, covering button functions, LED indicator meanings, and how to pair two speakers for TWS stereo sound.</p>

Documents - ANCOBER – ACB-001



[\[pdf\]](#) User Manual Quick Start Guide Parts List Specifications Warranty

WPS 280521671 User Manual ANCOBER Wireless Bluetooth Portable Speaker 15W stereo sound
hometechnsupply 2024 05 |||

ANCOBER Wireless Bluetooth Speaker Model Name: **ACB-001** 1. Packing content **ACB-001** Bluetooth Speaker X 1 USB Type C Charge Cable x 1 AUX-in Cable x 1 User Manual x 1 2. Specifications Model name: **ACB-001** Bluetooth version: 5.3 Waterproof: IPX4 certified waterproof Range: 10m/33ft Input: DC 5V O...

lang:en score:38 filesize: 623.27 K page_count: 7 document date: 2023-11-10

ANCOBER

Wireless Bluetooth Speaker



Model Name: ACB001

[ANCOBER ACB-001 Wireless Bluetooth Speaker: User Manual & Features](#)

Comprehensive guide for the ANCOBER ACB-001 portable wireless Bluetooth speaker. Learn about its features, specifications, packing contents, button controls, LED indicators, and TWS dual pairing.

lang:en score:32 filesize: 451.7 K page_count: 7 document date: 2023-11-10



Shenzhen HTT Technology Co., Ltd.

Report No.: HTT202308551F01

TEST Report

Applicant: Shenzhen Hongzhan Import and Export Trading Co., Ltd.
Address of Applicant: Runtshiyuan 1201, No. 72 Chengliang Pu Road, He'ao Community, Yueshan Street, Longgang District, Shenzhen
Manufacturer : Shenzhen Jiaqihui Electronics Co., Ltd.
Address of Manufacturer : 201, No. 18 Aubei Industrial Zone, Be'an Community, Yueshan Street, Longgang District, Shenzhen
Equipment Under Test (EUT)
Product Name: Portable bluetooth speaker
Model No.: ACB-001
Series model: N/A
Trade Mark: ANCOBER
FCC ID: 2BCQ6-ACB-001
Applicable standards: FCC CFR Title 47 Part 15 Subpart C Section 15.247
Date of sample receipt: Aug.29.2023
Date of Test: Aug.29.2023~Sep.04.2023
Date of report issued: Sep.04.2023
Test Result : PASS *

* In the configuration tested, the EUT complied with the standards specified above.

This result shown in this test report refers only to the sample(s) tested. This test report cannot be reproduced, except in full, without prior written permission of the company. The report must be issued without specific stamp of test institute and the signatures of competent and approved.

Page 1 of 41

[\[pdf\]](#) Test Report

Test Report Shenzhen Hongzhan Import and Export Trading Co Ltd ACB 001 Protatable bluetooth speaker 2BCQ6 2BCQ6ACB001 acb

Shenzhen HTT Technology Co., Ltd. Report No.: HTT202308551F01 TEST Report

Applicant: Shenzhen Hon ... trict, Shenzhen Equipment Under Test EUT Product

Name: Protatable bluetooth speaker Model No.: **ACB-001** Series model: N/A Trade

Mark: FCC ID: ANCOBER 2BCQ6-**ACB-001** Applicable standards: Date ...

lang:en score:18 filesize: 2.63 M page_count: 41 document date: 2023-09-13