

[manuals.plus](#) /

› [Blackview](#) /

› [Blackview 2025 Android 15 Tablet 11 inch, Tab 90WiFi Instruction Manual](#)

## Blackview Tab 90WiFi

# Blackview Tab 90WiFi Android 15 Tablet Instruction Manual

Model: Tab 90WiFi

## PRODUCT OVERVIEW

The Blackview Tab 90WiFi is an 11-inch Android 15 tablet designed for versatile use, from entertainment to productivity. It features a Unisoc T606 Octa-core CPU, 12GB RAM (4GB physical + 8GB virtual) and 128GB internal storage, expandable up to 2TB via TF card. The tablet boasts an 8200mAh battery for extended use, 5G WiFi, Bluetooth 5.0, and Widevine L1 support for high-definition streaming. It includes a 13MP rear camera and an 8MP front camera, along with Face ID for secure access.



Image: Front and back view of the Blackview Tab 90WiFi Tablet in blue, highlighting its 11-inch display, 5G WiFi, 8200mAh battery, Android 15 OS, and 12GB+128GB storage.

## WHAT'S IN THE BOX

---

- Blackview Tab 90WiFi Tablet (128GB SSD)
- USB-A to USB-C Cable (for charging and data transfer)
- SIM Removal Tool (for TF card expansion)
- Basic User Manual

## SETUP

---

### 1. Initial Charge

Before first use, ensure the tablet is fully charged. Connect the provided USB-C cable to the tablet's charging port and the other end to a compatible USB power adapter (not included). Charge for at least 30 minutes before powering on, especially if the battery is completely depleted.

### 2. Power On/Off

To power on, press and hold the Power Button (located on the left side when in landscape orientation) for 3-5 seconds until the Blackview logo appears. To power off, press and hold the Power Button, then select "Power off" from the on-screen options.

### 3. Initial Setup Wizard


Upon first power-on, the Android 15 setup wizard will guide you through essential configurations:

1. **Language Selection:** Choose your preferred language (e.g., English (United States)).
2. **Wi-Fi Connection:** Select your Wi-Fi network from the list and enter the password. The tablet supports 5G Wi-Fi for faster speeds.
3. **Google Account Setup:** Sign in with your existing Google account or create a new one. This is essential for accessing the Google Play Store and other Google services.
4. **System Navigation:** Choose between "Gestural navigation" (swipe-based) or "3-buttons navigation" (traditional home, back, and recent apps buttons).
5. **Face ID Setup:** Follow the on-screen prompts to set up Face ID for quick and secure unlocking.
6. **Date & Time:** Confirm or adjust date and time settings.
7. **Privacy Settings:** Review and adjust privacy permissions for applications.

### 4. Expanding Storage (Optional)

The tablet supports up to 2TB TF (microSD) card expansion. To install a TF card:






1. Locate the TF card slot on the right side of the tablet.
2. Use the provided SIM removal tool to gently eject the card tray.
3. Place the TF card into the designated slot on the tray, ensuring correct orientation.
4. Carefully reinsert the tray into the tablet until it clicks into place.



## Android 15

# Experience the Future

## Android 15 Elevates Possibilities!

-  Performance Improvement
-  Enhanced Privacy Protection
-  Feature Enhancements
-  Increased Security
-  Continuous Update Support

## Widevine L1

Experience Ultimate Clarity: Widevine L1 Certified, Unlocking a New HD Streaming Dimension!

  
Netflix

  
Disney+

  
prime video

  
youtube

  
HBO GO



Image: Blackview Tab 90WiFi Tablet shown with its charging cable and SIM removal tool, illustrating the contents of the box.

## OPERATING THE TABLET

### User Interface and Navigation

The Blackview Tab 90WiFi runs on Android 15, offering an intuitive and customizable user experience. The home screen provides quick access to frequently used apps and widgets. Swipe left or right to navigate between home screens. Swipe down from the top of the screen to access the notification shade and quick settings panel.

### Basic Functions

- **Volume Control:** Use the Volume Up/Down buttons on the left side of the tablet to adjust media, alarm, and ringtone volumes.
- **Screen Rotation:** The tablet supports automatic screen rotation. You can enable/disable this feature in the quick settings panel or Display settings.
- **App Management:** Access the System Manager app to optimize performance, free up storage space, manage



apps, and enable smart power saving.

- **Google Play Store:** Download and install a wide variety of apps, games, movies, and books.
- **Web Browsing:** Use the pre-installed Chrome browser or download another browser from the Play Store for internet access.



Image: An infographic detailing key features of the Blackview Tab 90WiFi, including Android 15, 11-inch HD display, Unisoc T606 Octa-core CPU, 8200mAh battery, 5G WiFi & BT 5.0, 12GB+128GB memory, Widevine L1, and dual cameras.

## Multimedia

- **Video Playback:** The 11-inch IPS display with Widevine L1 support provides an immersive viewing experience for streaming services like Netflix, Disney+, and Hulu.
- **Audio:** Enjoy stereo sound through the dual speakers located on the sides of the tablet. A 3.5mm headphone jack is also available for private listening.
- **Camera:** The 13MP rear camera and 8MP front camera are suitable for casual photography, video calls, and scanning documents.



Image: A person using the Blackview Tab 90WiFi Tablet to stream content, emphasizing its Widevine L1 support for platforms like Netflix, Disney+, Prime Video, YouTube, and HBO Go.

## Productivity Features

- **WPS Office:** The tablet comes with WPS Office pre-installed, allowing you to create and edit documents, presentations, and spreadsheets.
- **Split Screen:** Utilize the split-screen feature for multitasking, running two apps side-by-side.
- **PC Mode:** Transform your tablet into a more desktop-like experience for enhanced productivity.



Image: The Blackview Tab 90WiFi Tablet set up in PC Mode with an external keyboard, demonstrating its capability for productivity tasks like document editing.

## MAINTENANCE

- **Software Updates:** Regularly check for and install system updates to ensure optimal performance, security, and access to new features. Go to Settings > System > System update.
- **Cleaning:** Use a soft, lint-free cloth to clean the screen and body of the tablet. Avoid using harsh chemicals or abrasive materials.
- **Storage Management:** Periodically clear unnecessary files, cache data, and uninstall unused apps to free up storage space and maintain performance. The System Manager app can assist with this.
- **Battery Care:** To prolong battery life, avoid extreme temperatures. For long-term storage, charge the battery to around 50-60%.

## TROUBLESHOOTING

- **Tablet Not Powering On:** Ensure the battery is sufficiently charged. Connect to a power source and try again after 30 minutes. If still unresponsive, perform a forced restart by holding the Power Button for 10-15 seconds.
- **Apps Crashing/Freezing:** Close the problematic app and reopen it. If the issue persists, clear the app's cache (Settings > Apps & notifications > [App Name] > Storage & cache > Clear cache). As a last resort, uninstall and reinstall the app.
- **Wi-Fi Connectivity Issues:** Ensure Wi-Fi is enabled in settings. Restart your Wi-Fi router. Forget the network and reconnect.
- **Slow Performance:** Close background apps. Clear cache and temporary files using the System Manager. Restart the tablet. Consider a factory reset if issues persist (backup data first).
- **Face ID Not Working:** Ensure your face is well-lit and unobstructed. Re-register your Face ID in Settings > Security.

## SPECIFICATIONS

Feature	Detail
Model	Tab 90WiFi
Operating System	Android 15
Display Size	11 Inches
Screen Resolution	1280 x 800 pixels
Processor	Unisoc T606 Octa-core
RAM	12GB (4GB physical + 8GB virtual)
Internal Storage	128GB
Expandable Storage	Up to 2TB (TF Card)
Rear Camera	13 MP
Front Camera	8 MP
Battery Capacity	8200mAh
Connectivity	5G WiFi, Bluetooth 5.0
Dimensions	10.5 x 7.2 x 0.29 inches
Weight	1.19 pounds

## OFFICIAL PRODUCT VIDEOS

### Blackview Tablet 11 inch Android 14 Tablets Tab 90WiFi

Your browser does not support the video tag.

Description: An official product video from the seller, CHI & LIE LLC, showcasing the Blackview Tab 90WiFi tablet's features and design. This video provides a quick overview of the tablet's capabilities and appearance.



## WARRANTY AND SUPPORT

---

Every Blackview Tab 90WiFi user enjoys a 720-day worry-free warranty and 24-hour customer service. If you encounter any issues or have questions, please contact Blackview support through the Amazon order page for free replacement or assistance.



Image: An icon representing Blackview's two-year warranty support, emphasizing strict quality control and lifetime technician support.