

Manuals+

[Q & A](#) | [Deep Search](#) | [Upload](#)

manuals.plus /

› [POWZAN](#) /

› [POWZAN Bluetooth Slim Keyboard User Manual](#)

POWZAN KB-K2-GRAY-US

POWZAN Bluetooth Slim Keyboard User Manual

Model: KB-K2-GRAY-US

Brand: POWZAN

1. INTRODUCTION

This manual provides comprehensive instructions for the setup, operation, and maintenance of your POWZAN Bluetooth Slim Keyboard. Designed for seamless compatibility with Apple Mac and iOS devices, this keyboard offers a full-size layout, quiet typing experience, and multi-device connectivity to enhance your productivity.

The keyboard features a durable aluminum top case and low-profile scissor-switch keys, ensuring comfortable and efficient typing. Its slim design makes it an elegant addition to any workspace.

2. PACKAGE CONTENTS

Please verify that all items are present in your package:

- POWZAN Bluetooth Slim Keyboard
- USB Charging Cable
- User Manual (this document)

3. PRODUCT OVERVIEW

The POWZAN Bluetooth Slim Keyboard is engineered for comfort and efficiency, featuring a sleek design and robust construction.



Figure 3.1: Top-down view of the POWZAN Bluetooth Slim Keyboard in Space Gray.

3.1 Design and Dimensions

The keyboard boasts an ultra-slim profile with a high-quality aluminum top case, providing both durability and a premium aesthetic. Its dimensions are approximately 16.9 inches (L) x 4.6 inches (W) x 0.5 inches (H), and it weighs about 1.52 pounds.

Elegant Aluminum

Ultra Slim



Figure 3.2: Side profile illustrating the keyboard's ultra-slim design, measuring 0.27 inches at its thinnest point.

3.2 Key Features

- **Scissor-Switch Keys:** Provides a comfortable, responsive, and quiet typing experience.
- **Full-Size Layout:** Includes a numeric keypad for efficient data entry and navigation.
- **Mac-Specific Keys:** Designed with a standard Apple keyboard layout, including Command, Option, and Control keys.
- **Multi-Device Connectivity:** Connects to up to three Bluetooth devices simultaneously, allowing for quick switching.
- **Rechargeable Battery:** Built-in long-lasting battery for extended use.

Scissor Switch

Low noise

Smooth typing



Figure 3.3: Detail of the low-noise, smooth-typing scissor-switch mechanism.



Power switch

Charging Port

Figure 3.4: Location of the power switch and USB-C charging port on the side of the keyboard.

4. SETUP

4.1 Charging the Keyboard

Before first use, fully charge the keyboard. Connect the supplied USB charging cable to the keyboard's charging port and to a USB power source (e.g., computer USB port, USB wall adapter). A full charge typically takes 2-3 hours. The charging indicator light will provide status feedback.



Figure 4.1: The keyboard's USB-C port for easy charging. The charging cable is included.

4.2 Bluetooth Pairing

The keyboard can be paired with up to three Bluetooth-enabled devices. Follow these steps to pair your keyboard:

1. Ensure the keyboard is turned **ON** using the power switch located on the side.
2. On the keyboard, press and hold the **Fn** key and then press the **1** key (for Bluetooth device 1). The Bluetooth indicator for device 1 will light up.
3. Continue to hold **Fn** and long press the **1** key until the Bluetooth indicator starts flashing, indicating it's in pairing

mode.

4. On your Mac or iOS device, go to *System Settings* (or *System Preferences*) > *Bluetooth*.
5. Look for "[K2 Bluetooth Keyboard]" in the list of available devices and click "Connect" or "Pair".
6. Once connected, the indicator light will stop flashing and remain solid.

To pair with a second or third device, repeat steps 2-6, using the **2** or **3** key instead of **1**.





Figure 4.2: The keyboard supports pairing with up to three Bluetooth devices, allowing for easy switching.

How to Pair





1. Turn on the keyboard.



2. Hold  and press , and the Bluetooth#1 indicators will be on.



3. Next, hold  and long press  until Bluetooth#1 indicators starts flashing.



4. On the host device, look for [K2 Bluetooth Keyboard] then connect to pair.

* The method of connecting Bluetooth #2 and #3 is the same as above.

* Hold FN keys and press Bluetooth 1, 2, 3 key to switch device.

Figure 4.3: Visual guide for the Bluetooth pairing process, including turning on the keyboard and selecting pairing channels.

Your browser does not support the video tag.

Video 4.1: Demonstration of the Bluetooth Slim Keyboard for Mac, highlighting its features and connectivity.

5. OPERATING INSTRUCTIONS

5.1 Switching Between Devices

To switch between your paired devices, simply press the **Fn** key along with the corresponding Bluetooth channel key (1, 2, or 3). The keyboard will quickly connect to the selected device.

5.2 Multimedia Hotkeys

The keyboard includes dedicated multimedia hotkeys for convenient control over your Mac OS functions. These keys are located in the function row (F1-F12).

Multimedia Keys for Mac OS

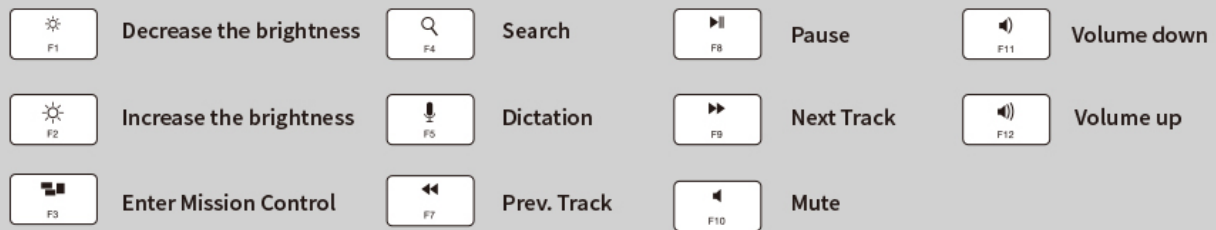


Figure 5.1: Overview of multimedia keys and their corresponding functions on Mac OS, such as brightness control, search, and media playback.

- **F1/F2:** Decrease/Increase brightness
- **F3:** Enter Mission Control
- **F4:** Search
- **F5:** Dictation
- **F7/F8/F9:** Previous Track / Pause / Next Track
- **F10/F11/F12:** Mute / Volume Down / Volume Up

6. MAINTENANCE

To ensure the longevity and optimal performance of your keyboard, follow these maintenance guidelines:

- **Cleaning:** Use a soft, lint-free cloth slightly dampened with water or a mild cleaning solution to wipe the surface of the keyboard. Avoid excessive moisture. Do not spray cleaners directly onto the keyboard.
- **Dust Removal:** Use compressed air to remove dust and debris from between the keys.
- **Storage:** When not in use for extended periods, store the keyboard in a dry, cool place away from direct sunlight and extreme temperatures.
- **Avoid Spills:** Keep liquids away from the keyboard to prevent damage to internal components.

7. TROUBLESHOOTING

If you encounter issues with your POWZAN Bluetooth Slim Keyboard, please refer to the following common problems and solutions:

7.1 Connection Issues

- **Keyboard not connecting or reconnecting slowly:**

- Ensure the keyboard is fully charged.
- Verify Bluetooth is enabled on your device (Mac/iOS).
- Try turning the keyboard off and on again.
- Remove the keyboard from your device's Bluetooth list and re-pair it.
- Ensure no other strong wireless signals are interfering.

- **Device shows "attempting to connect" but doesn't fully connect:**

- This can sometimes be a display anomaly on the host device. If the keyboard is functional, it is likely connected.
- Try restarting both the keyboard and the host device.

7.2 Typing and Key Issues

- **Keys not responding or typing incorrectly:**

- Check if the keyboard is fully charged.
- Ensure the keyboard is properly paired to the correct device channel (1, 2, or 3).
- Clean any debris from around and under the affected keys using compressed air.

- **Squeaky keys:**

- This can sometimes occur due to manufacturing variations or minor debris. Gently press the key multiple times to see if it resolves.
- If persistent, contact customer support.

7.3 Power Issues

- **Keyboard not turning on or holding a charge:**

- Ensure the charging cable is securely connected to both the keyboard and the power source.
- Try using a different USB port or power adapter.
- If the issue persists after a full charge, the battery may be faulty. Contact customer support.

8. SPECIFICATIONS

Feature	Detail
Brand	POWZAN
Model Number	KB-K2-GRAY-US
Product Dimensions	16.9"L x 4.6"W x 0.5"H
Item Weight	1.52 pounds
Connectivity Technology	Bluetooth
Compatible Devices	Laptop, PC, Tablet, Smartphone (Mac and iOS optimized)
Keyboard Description	Multimedia, Full-Size with Numeric Keypad
Special Features	Ergonomic, Hotkeys and Media Keys, Rechargeable, Ultra-slim, Quiet Scissor Switch
Color	Space Gray

Number of Keys	109
Batteries	1 Lithium Ion battery (included)
Country of Origin	China
Date First Available	April 30, 2024

9. WARRANTY AND SUPPORT

POWZAN products are designed for reliability and performance. This product comes with a 360-day warranty from the date of purchase, covering manufacturing defects.

For technical support, warranty claims, or any inquiries regarding your POWZAN Bluetooth Slim Keyboard, please contact POWZAN customer service through the retailer's platform or the official POWZAN website. Please have your model number and purchase details ready when contacting support.

POWZAN is committed to providing professional after-sales service and aims to reply to inquiries within 24 hours.