

## Manuals+

[Q & A](#) | [Deep Search](#) | [Upload](#)

manuals.plus /

› [VIZIO](#) /

› [VIZIO 43-inch Quantum 4K QLED HDR Smart TV User Manual](#)

VIZIO VQD43M-08

# VIZIO 43-inch Quantum 4K QLED HDR Smart TV

Model: VQD43M-08

User Instruction Manual

## INTRODUCTION

The VIZIO 43-inch Quantum 4K QLED HDR Smart TV offers a spectacular viewing experience with Quantum Color and enhanced Dolby Vision HDR. Designed for the modern entertainment enthusiast, it features WiFi 6 for faster streaming and gaming, Bluetooth headphone capability, and built-in smart functionalities like Apple AirPlay and Google Cast. This manual will guide you through the setup, operation, and maintenance of your new television.



Front view of the VIZIO 43-inch Quantum 4K QLED HDR Smart TV.



Angled view showcasing the sleek design of the VIZIO Smart TV.

Official VIZIO Quantum 4K QLED Smart TV Overview video. This video highlights the key features and benefits of the Quantum QLED series.

## WHAT'S IN THE BOX

---

Your VIZIO 43-inch Quantum 4K QLED HDR Smart TV package includes the following components:

- VIZIO 43-inch Quantum 4K QLED HDR Smart TV
- Voice Remote
- Power Cable
- Stand (2 pieces)

# 43" 4K QLED Smart TV

## What's included



### VIZIO Voice Remote



Hundreds of free streaming channels



Batteries included.  
App partner buttons are subject to change.

**VIZIO ACCOUNT**

Unlock a world of entertainment

With VIZIO Account, access VIZIO Home with your favorite apps built right in, manage your app subscriptions, watch free channels, and much more. **VIZIO Account required for Smart TV functionality and product updates.**

An illustration showing the VIZIO 43-inch TV, its dimensions, and the included Voice Remote.

## SETUP

### Physical Setup

Before powering on your TV, ensure it is placed on a stable surface or securely mounted to a wall. The included stand provides stable desktop placement.



The VIZIO 43-inch TV placed on a media console, demonstrating typical setup.

## Connectivity

Connect your devices using the available ports on the back and side of the TV. This model features multiple HDMI ports, USB, and other essential connections.



Close-up view of the side-mounted HDMI and other input ports on the VIZIO TV.



Rear view of the VIZIO TV, showing the VESA mounting points and additional ports.

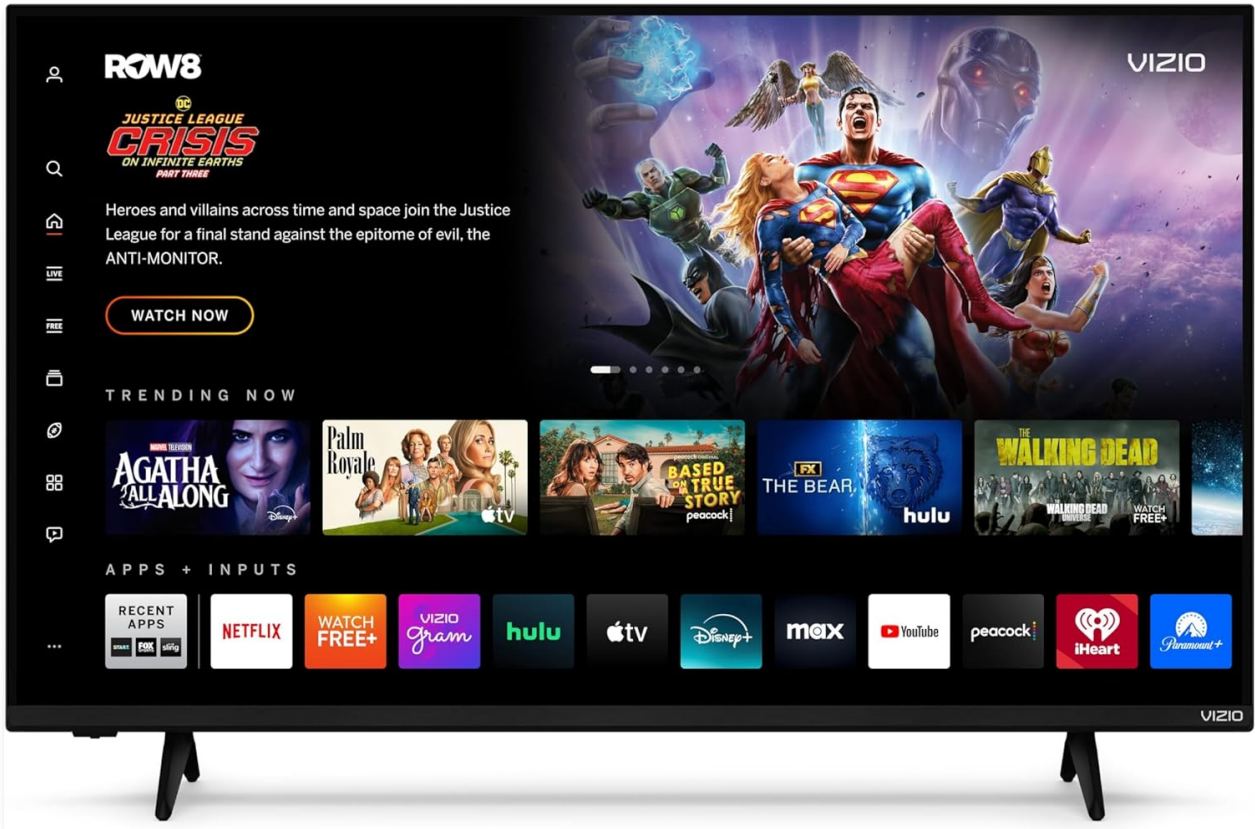
## Initial Power-On

Once connected, plug in the power cable and press the power button on the remote or TV. Follow the on-screen instructions for initial setup, including connecting to your Wi-Fi network and setting up your VIZIO Account for full Smart TV functionality and updates.

## OPERATING YOUR VIZIO SMART TV

### VIZIO OS and Apps

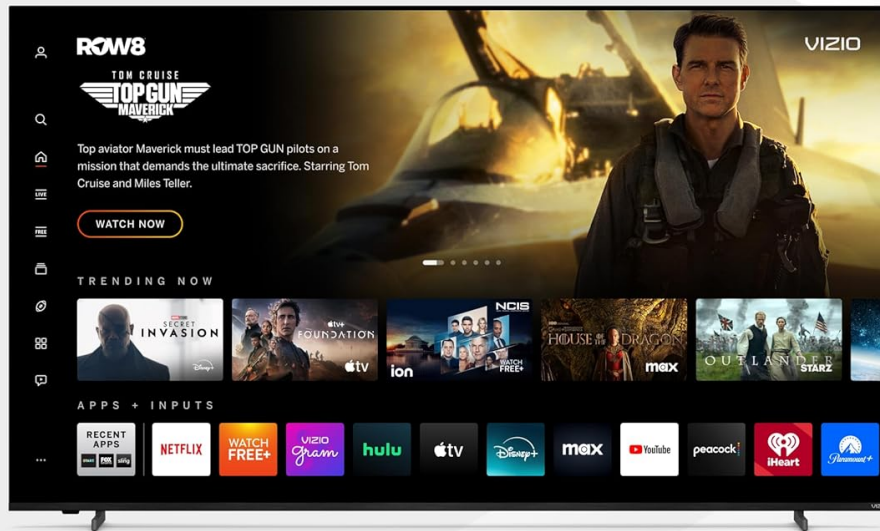
The built-in VIZIO OS provides instant access to your favorite apps, hundreds of free channels, and thousands of free On Demand titles. A VIZIO Account is required for Smart TV functionality and product updates.



The VIZIO Smart TV home screen, showcasing various streaming apps and trending content.

# VIZIO OS

## Entertainment made easy



Stream for free.  
Hundreds of free channels and thousands of On Demand titles.



Share life's adventures.  
Instant photo and video sharing straight to your VIZIO Smart TV.



Use your phone.  
Control your TV directly from your VIZIO app.



Get the latest.  
Receive the newest features & enhancements.

We work with everyone.



All screen images simulated. Subscriptions may be required. To use AirPlay and HomeKit with this VIZIO Smart TV, the latest version of iOS, iPadOS, or macOS is recommended. Apple, AirPlay, and Apple Home are trademarks of Apple Inc., registered in the U.S. and other countries and regions. Amazon, Alexa and all related logos are trademarks of Amazon.com, Inc. or its affiliates. Please visit [www.vizio.com/en/alexa](http://www.vizio.com/en/alexa) to learn more about Alexa compatibility. Google, YouTube, Google Home, Google Cast, and other marks are trademarks of Google LLC.

VIZIO OS interface with various content categories and apps for easy navigation.

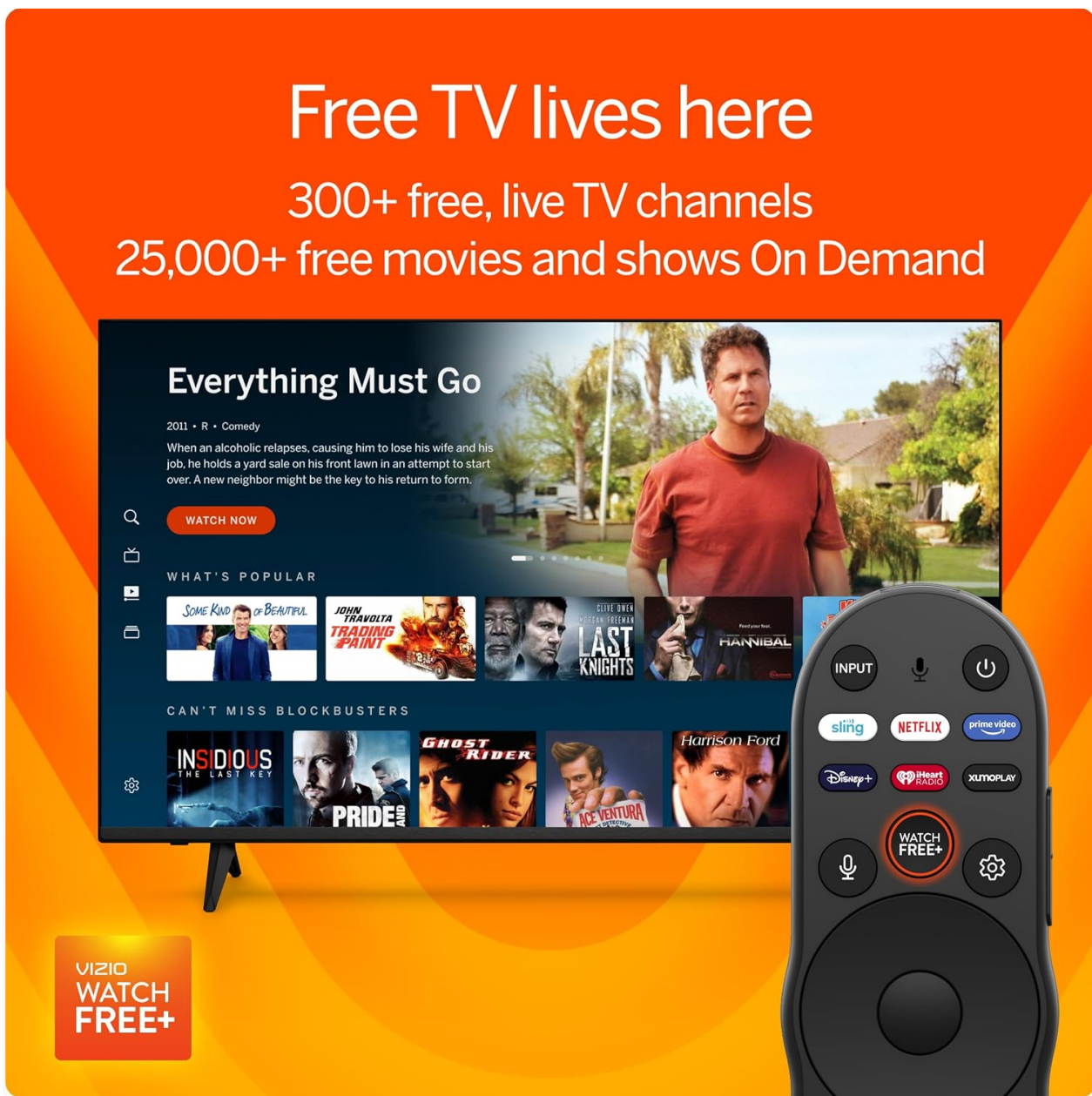
Official VIZIO Home Overview video. This video demonstrates the user-friendly interface and features of the VIZIO Home screen.

### WatchFree+

Enjoy hundreds of free channels and thousands of free On Demand titles with the built-in WatchFree+ app. No subscriptions or fees required.

# Free TV lives here

300+ free, live TV channels  
25,000+ free movies and shows On Demand



The VIZIO TV displaying the WatchFree+ interface, highlighting the availability of free content.

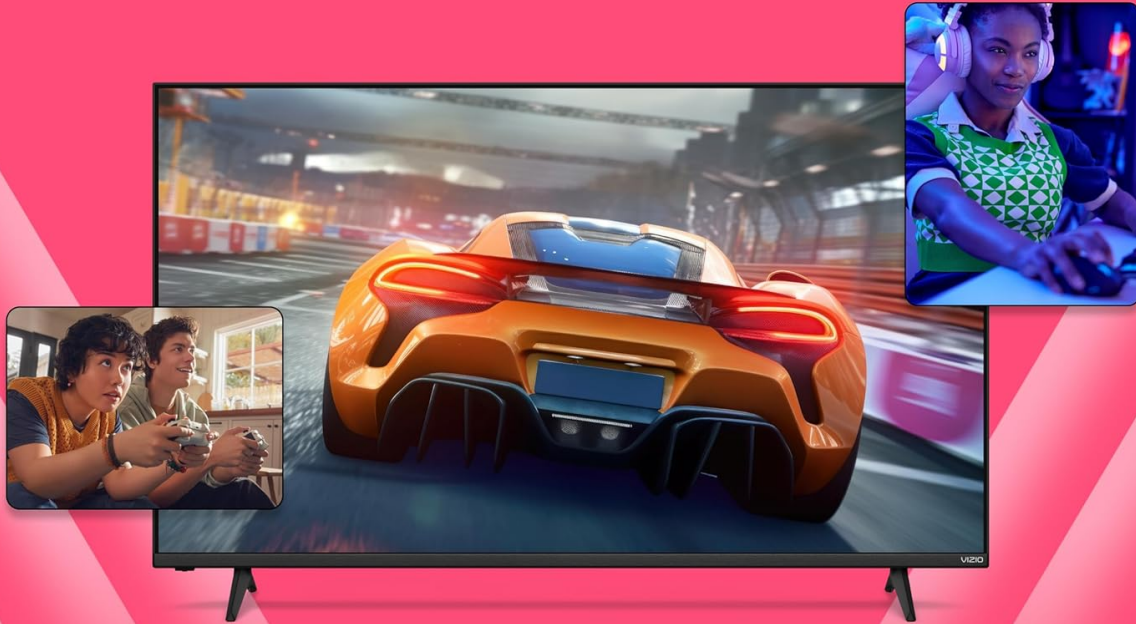
Official VIZIO WatchFree+ Overview video. This video explains how to access and enjoy free content through WatchFree+.

## Gaming Features

Connect to your console or PC and unleash the power of up to 120fps at 1080p. The integrated gaming menu instantly powers on, providing a seamless gaming experience with low input latency.

# The gamer's ideal setup

Play the game as developers intended.



**120FPS** 1080P  
GAMING\*

**<10MS** INPUT  
LATENCY

\*Must be connected to a PC or console.

Visual representation of the VIZIO TV's gaming capabilities, including 120fps at 1080p and low input latency.


## Audio Features

Experience cinema-inspired audio with DTS Virtual:X setting, creating an illusion of sound all around you. Additionally, the TV is Bluetooth Headphone Capable, allowing you to pair your wireless headphones for uninterrupted listening.



# Cinema-inspired audio

Experience the illusion of sound all around  
with the DTS Virtual:X setting.



An image illustrating the immersive audio experience provided by DTS Virtual:X on the VIZIO TV.



Pair your wireless headphones.  
Hear every word. Uninterrupted.

The Bluetooth® word mark and logos are registered trademarks owned by Bluetooth SIG, Inc. and any use of such marks by VIZIO, Inc. is under license.

A user enjoying audio through Bluetooth headphones connected to the VIZIO TV.

### **Voice Remote & Mobile App**

Control your TV with ease using the included Voice Remote. You can also launch shows, movies, and more directly from your VIZIO Mobile app.

# Voice Remote & Mobile App



Just say the words

“Show me comedy movies.”



or use your phone.

Launch shows, movies, and more on your VIZIO TV directly from VIZIO Mobile.



The VIZIO Voice Remote and screenshots of the VIZIO Mobile App, demonstrating voice control and mobile functionality.

## Smart Home Integration

The VIZIO Smart TV supports Apple AirPlay and Google Cast, allowing seamless integration with your smart home ecosystem for content sharing and control.

## MAINTENANCE

To ensure the longevity and optimal performance of your VIZIO Smart TV, follow these general maintenance guidelines:

- **Cleaning:** Gently wipe the screen with a soft, lint-free cloth. For stubborn marks, use a screen-specific cleaning solution applied to the cloth, not directly to the screen.
- **Ventilation:** Ensure adequate airflow around the TV. Do not block ventilation openings.
- **Power:** Unplug the TV during lightning storms or when unused for long periods.

## TROUBLESHOOTING

If you encounter issues with your VIZIO Smart TV, try the following basic troubleshooting steps:

- **No Power:** Check if the power cable is securely connected to both the TV and the outlet. Try a different outlet.
- **No Picture/Sound:** Verify that the correct input source is selected. Check all cable connections (HDMI, audio).
- **Network Issues:** Restart your Wi-Fi router. Go to the TV's network settings to reconnect to your Wi-Fi network.
- **Remote Not Working:** Replace the batteries in the remote. Ensure there are no obstructions between the remote and the TV's IR sensor.
- **Software Update:** Ensure your TV's firmware is up to date. This can often resolve performance issues.

For more detailed troubleshooting or persistent issues, please refer to the comprehensive support resources available on the official VIZIO website.

## SPECIFICATIONS

Feature	Detail
Brand	VIZIO
Model Number	VQD43M-08
Screen Size	43 Inches (110 cm diagonal)
Display Technology	QLED
Resolution	4K
Refresh Rate	60 Hz, 120fps @ 1080p PC Gaming
Connectivity Technology	Wi-Fi 6, Bluetooth
Special Features	Apple AirPlay, Dolby Vision HDR, Voice Assistance Integration, ThinFrame Design, Built-in apps with VIZIO OS, Hundreds of free channels, Google Chromecast, Bluetooth Headphone compatibility, Voice Remote
Product Dimensions	8.53"D x 37.74"W x 24.44"H
Item Weight	25.4 Pounds

## WARRANTY AND SUPPORT

For detailed warranty information and customer support, please visit the official VIZIO website or contact VIZIO customer service. Keep your purchase receipt for warranty claims.

You can also find additional resources and FAQs on the VIZIO support page: [VIZIO Store](#)

