

manuals.plus /

- › [Logitech](#) /
- › [Logitech MK270 Wireless Keyboard and Mouse Combo User Manual](#)

## Logitech 920-013270

# Logitech MK270 Wireless Keyboard and Mouse Combo User Manual

Model: 920-013270

## INTRODUCTION

This manual provides comprehensive instructions for the setup, operation, maintenance, and troubleshooting of your Logitech MK270 Wireless Keyboard and Mouse Combo. Please read this manual thoroughly before using your device to ensure optimal performance and longevity.



Image: The Logitech MK270 Wireless Keyboard and Mouse Combo in Rose color, featuring the full-size keyboard, compact mouse, and the small USB receiver.

## SETUP GUIDE

Follow these steps to set up your new Logitech MK270 Wireless Keyboard and Mouse Combo.

### 1. Unpacking and Components

Carefully remove all components from the packaging. Ensure you have the following items:

- Logitech MK270 Wireless Keyboard
- Logitech Wireless Mouse
- USB Receiver

- AA Batteries (1 for mouse, 2 for keyboard)

# In the box



*Image: All components included in the box: the wireless keyboard, wireless mouse, two AAA batteries, one AA battery, and the USB receiver.*

## 2. Battery Installation

Install the included batteries into the keyboard and mouse.

1. **For the Keyboard:** Open the battery compartment on the underside of the keyboard. Insert two AAA batteries, ensuring correct polarity (+/-). Close the compartment.
2. **For the Mouse:** Open the battery compartment on the underside of the mouse. Insert one AA battery, ensuring correct polarity (+/-). Close the compartment.

## 3. Connecting the USB Receiver

The USB receiver provides the wireless connection for both your keyboard and mouse.

1. Locate the USB receiver. It is typically stored inside the mouse's battery compartment or in a dedicated slot within the packaging.
2. Plug the USB receiver into an available USB port on your computer (PC or Laptop).

# USB receiver included in box top flap



*Image: The USB receiver, a small black dongle, is securely stored within the top flap of the product packaging for easy retrieval.*

Your computer should automatically detect and install the necessary drivers. No additional software installation is typically required for basic functionality.

## OPERATING INSTRUCTIONS

### Keyboard Usage

The MK270 keyboard features a standard layout with a full numeric keypad and function keys.

- **Typing:** The low-profile, quiet keys provide a comfortable typing experience.
- **Multimedia Hotkeys:** The keyboard includes 8 programmable hotkeys for instant access to functions like Internet, email, play/pause, and volume control. These are located above the function keys (F1-F12).
- **On/Off Switch:** A power switch is located on the top right of the keyboard to conserve battery life when not in use.

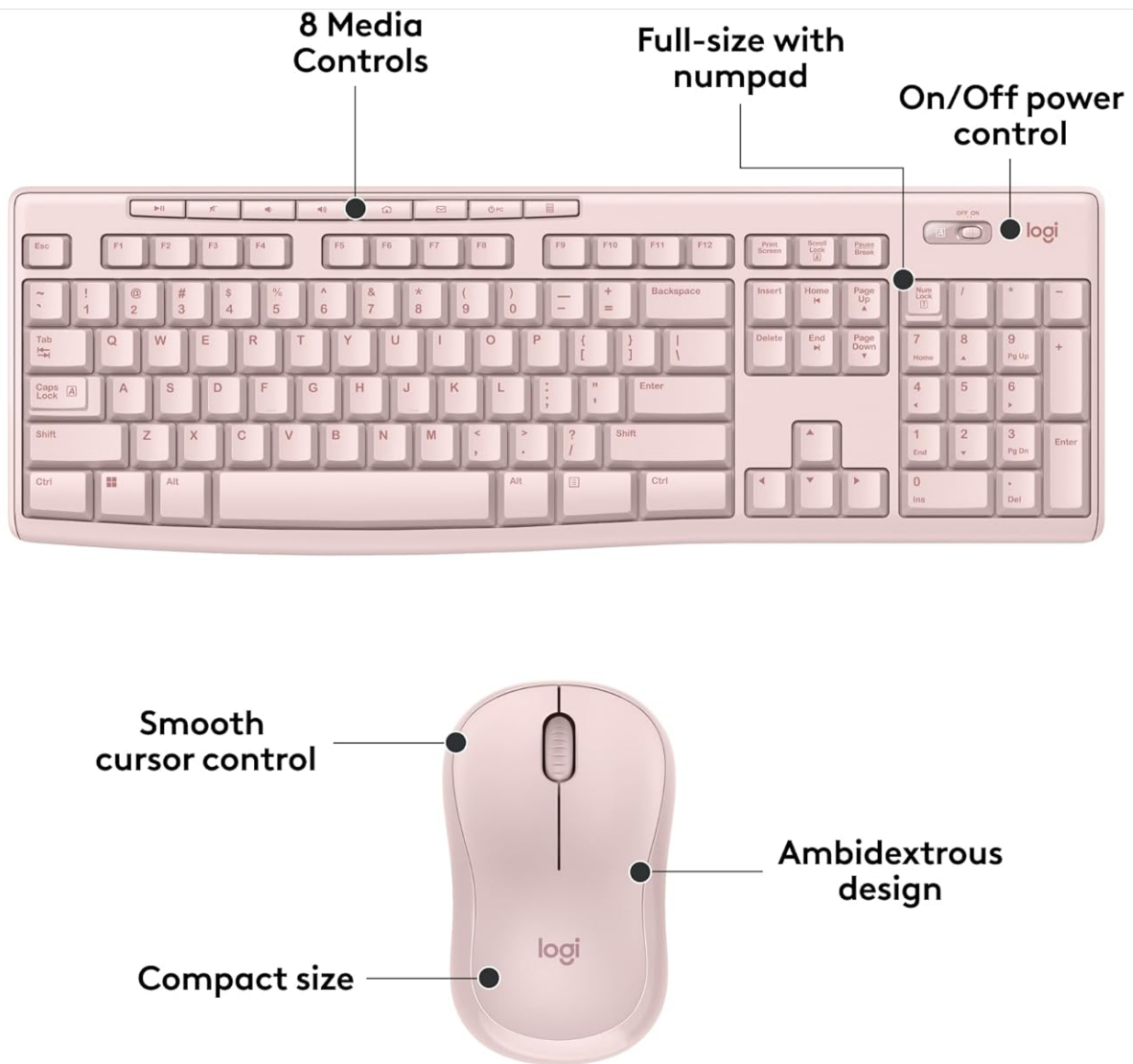



Image: A detailed view of the Logitech MK270 keyboard, pointing out the 8 multimedia control keys, the full-size layout with numpad, and the convenient on/off power control switch.



# Wireless freedom, feel-good typing



*Image: The Logitech MK270 keyboard and mouse are shown on a clean desk setup with a monitor, emphasizing the wireless freedom and comfortable typing experience they offer.*

## Mouse Usage

The compact mouse is designed for comfortable, ambidextrous use.

- **Cursor Control:** Enjoy smooth and precise cursor control for everyday tasks.
- **Compact Size:** The mouse's compact design makes it portable and comfortable for various hand sizes.
- **Ambidextrous Design:** Suitable for both left and right-handed users.

# Compact ambidextrous comfort



*Image: A hand gently rests on the Logitech MK270 mouse, illustrating its compact size and comfortable, ambidextrous design suitable for various users.*

# Dimensions

**5.87 in  
(149 mm)**



**17.36 in (441 mm)**

**0.71 in  
(18 mm)**



**Weight (with batteries): 17.57 oz (498 g)**

*Image: A diagram of the Logitech MK270 mouse, highlighting its key features: smooth cursor control, compact size, and ambidextrous design for versatile use.*

## Wireless Connectivity

The combo uses 2.4 GHz wireless connectivity, providing a reliable connection up to 10 meters (33 feet) without significant lag or drop-outs.

## Compatibility

The Logitech MK270 Wireless Keyboard and Mouse Combo is fully compatible with:

- Windows: 10 or later
- macOS: 10.15 or later
- Chrome OS
- Linux kernel 2.6+ (with USB port)



## Fully compatible with Windows 11

*Image: The Logitech MK270 keyboard and mouse (shown in black) are displayed against a blurred Windows 11 desktop background, signifying full compatibility with the operating system.*

## MAINTENANCE

### Cleaning

To maintain the appearance and functionality of your combo:

- Wipe surfaces with a soft, damp cloth. Avoid harsh chemicals or abrasive cleaners.
- The keyboard features a spill-resistant design, meaning it can withstand minor liquid spills (up to 60 ml). However, it is not waterproof; do not immerse the keyboard in liquid.



# Spill-resistant keyboard<sup>(2)</sup>



**<sup>(2)</sup> Tested under limited conditions (maximum of 60 ml liquid spillage). Do not immerse keyboard in liquid.**

*Image: The Logitech MK270 keyboard is shown with an overlay indicating its spill-resistant design, capable of handling up to 60 ml of liquid spillage.*

## Battery Life and Replacement

The MK270 combo offers extended battery life:

- Keyboard battery life: Up to 36 months (2x AAA batteries)
- Mouse battery life: Up to 12 months (1x AA battery)

Battery life may vary based on usage. Replace batteries when performance degrades. Always use fresh, high-quality batteries.

## TROUBLESHOOTING

### No Connection / Lagging Performance

- **Check Batteries:** Ensure batteries are correctly installed and not depleted. Replace if necessary.
- **Check USB Receiver:** Make sure the USB receiver is securely plugged into a working USB port on your computer. Try a different USB port.

- **Proximity:** Ensure the keyboard and mouse are within the 10-meter wireless range of the receiver.
- **Interference:** Move the combo away from other wireless devices or large metal objects that might cause interference.
- **Re-establish Connection:** For some systems, unplugging and replugging the USB receiver can re-establish the connection.

Keys or Mouse Buttons Not Responding

- **Clean:** Check for any debris under the keys or around the mouse buttons that might be obstructing movement.
- **Battery Check:** Ensure batteries are not low.
- **Power Cycle:** Turn the keyboard/mouse off and then on again using their respective power switches.

Mouse Cursor Jumps or is Erratic

- **Surface:** Use the mouse on a clean, non-reflective, and uniform surface. Avoid glass or highly reflective surfaces.
- **Sensor:** Check the optical sensor on the underside of the mouse for any dust or debris.

SPECIFICATIONS

Feature	Detail
Brand	Logitech
Model Number	920-013270
Connectivity Technology	RF, USB (2.4 GHz Wireless)
Wireless Range	Up to 10 meters (33 feet)
Keyboard Description	Membrane, Full-size with Numpad
Keyboard Special Features	8 Multimedia Hotkeys, Spill-resistant, Durable keys, Sturdy tilt legs
Mouse Type	Compact, Ambidextrous
Operating System Compatibility	Windows 10 or later, macOS 10.15 or later, Chrome OS, Linux kernel 2.6+
Keyboard Battery Life	Up to 36 months (2x AAA batteries)
Mouse Battery Life	Up to 12 months (1x AA battery)
Color	Rose
Material	Plastic
Item Weight	0.713 ounces (Keyboard and Mouse combined, without batteries)
Included Components	Keyboard, Mouse, USB Receiver, Batteries

# Dimensions

**5.87 in  
(149 mm)**



**17.36 in (441 mm)**

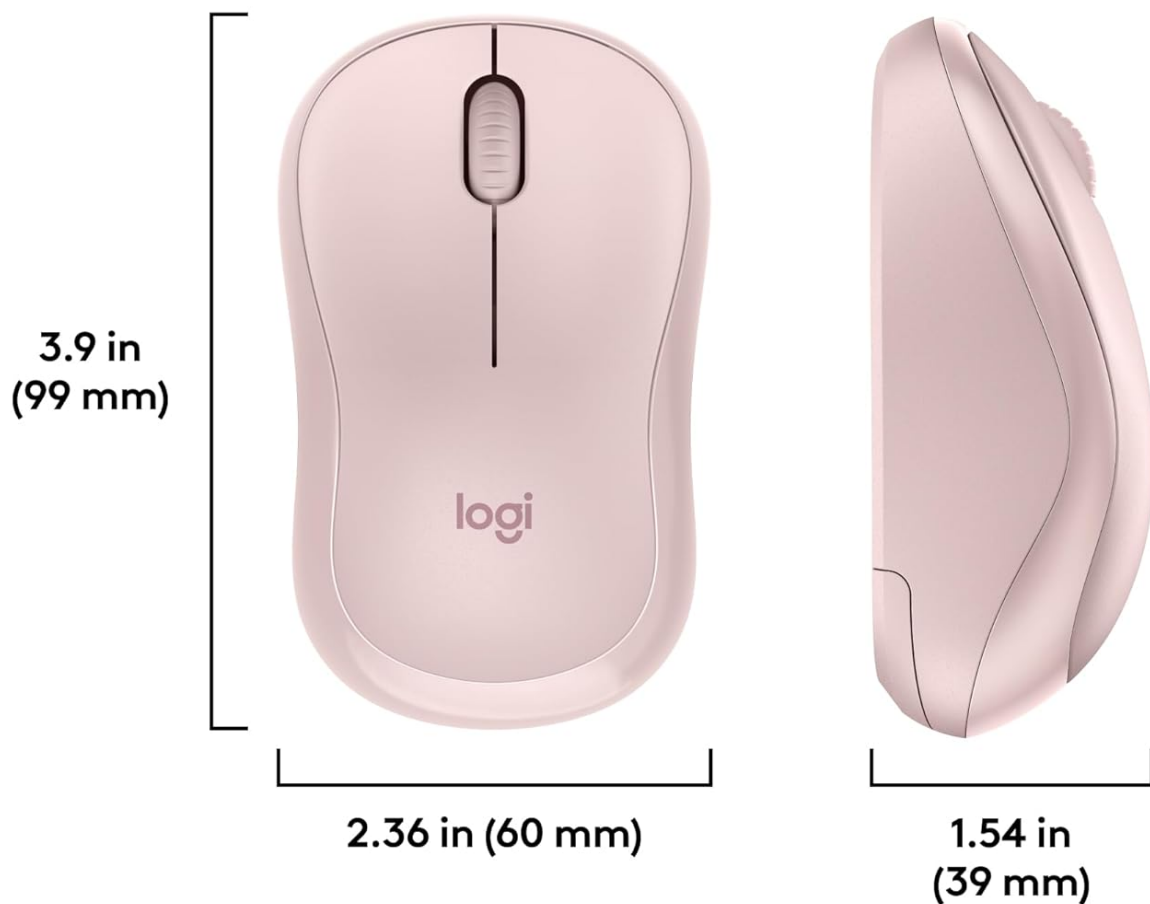
**0.71 in  
(18 mm)**



**Weight (with batteries): 17.57 oz (498 g)**

*Image: Technical drawing showing the dimensions of the Logitech MK270 keyboard: 17.36 inches (441 mm) wide, 5.87 inches (149 mm) deep, and 0.71 inches (18 mm) high, with a weight of 17.57 oz (498 g) with batteries.*

# Dimensions



**Weight (with batteries): 2.65oz (75.2 g)**

*Image: Technical drawing showing the dimensions of the Logitech MK270 mouse: 3.9 inches (99 mm) long, 2.36 inches (60 mm) wide, and 1.54 inches (39 mm) high, with a weight of 2.65 oz (75.2 g) with battery.*

## WARRANTY AND SUPPORT



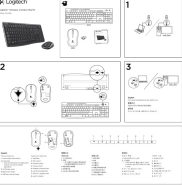



Logitech products are manufactured to high quality standards and are designed to provide reliable performance. For detailed warranty information, please refer to the warranty card included with your product or visit the official Logitech support website.

For technical support, FAQs, and driver downloads, please visit the Logitech Support website:

[support.logi.com](https://support.logi.com)

© 2024 Logitech. All rights reserved. Logitech, Logi, and their respective logos are trademarks or registered trademarks of Logitech Europe S.A. and/or its affiliates in the U.S. and other countries.



	<p><a href="#">Logitech Lift Vertical Ergonomic Mouse User Manual</a></p> <p>User manual for the Logitech Lift Vertical Ergonomic Mouse, covering setup, connectivity (Bluetooth, Logi Bolt), features like SmartWheel, ergonomic design, and Logitech Options+ software.</p>
	<p><a href="#">Logitech Wireless Combo MK270 Setup Guide - Quick Start</a></p> <p>Official setup guide for the Logitech Wireless Combo MK270, providing instructions on connecting, using, and troubleshooting the wireless keyboard and mouse.</p>
	<p><a href="#">Logitech Wireless Combo MK270 Setup Guide</a></p> <p>Setup guide for the Logitech Wireless Combo MK270, including features of the mouse and keyboard, and troubleshooting tips for setup.</p>
	<p><a href="#">Logitech MK270 Wireless Keyboard and Mouse Combo FAQs</a></p> <p>Comprehensive FAQs and troubleshooting guide for the Logitech MK270 Wireless Keyboard and Mouse Combo, covering setup, specifications, connectivity, and common issues.</p>
	<p><a href="#">Logitech Wireless Combo MK270 Setup Guide - Quick Start and Troubleshooting</a></p> <p>Official setup guide for the Logitech Wireless Combo MK270, featuring the K270 keyboard and M185 mouse. Learn how to connect, use the Unifying receiver, and troubleshoot common setup issues.</p>
	<p><a href="#">Logitech Wireless Combo MK270 Setup Guide</a></p> <p>Get started with your Logitech Wireless Combo MK270. This setup guide provides essential information for connecting and using your keyboard and mouse.</p>