

EUHOMY CFQ-35

EUHOMY 39QT Dual Zone Portable Refrigerator User Manual

Model: CFQ-35 | Brand: EUHOMY

INTRODUCTION

Thank you for choosing the EUHOMY 39QT Dual Zone Portable Refrigerator. This electric cooler is designed for versatile use, whether at home, in your car, or during outdoor activities like camping and travel. It features dual temperature control, rapid cooling, and multiple power supply options to keep your food and beverages perfectly chilled or frozen. Please read this manual thoroughly before operating the appliance to ensure safe and efficient use. Keep this manual for future reference.

SAFETY INFORMATION

To reduce the risk of fire, electric shock, or injury when using your refrigerator, follow these basic precautions:

- Do not operate the refrigerator with a damaged cord or plug.
- Ensure proper ventilation around the unit. Do not block any ventilation openings.
- Do not use electrical appliances inside the food storage compartments of the appliance, unless they are of the type recommended by the manufacturer.
- Keep the appliance away from direct heat sources and sunlight.
- Always disconnect the power supply before cleaning or performing maintenance.
- This appliance is designed for use with 12/24V DC and 110-240V AC power sources.
- The unit is designed with shock-resistant technology, ensuring stable operation on slopes up to 40 degrees.

PACKAGE CONTENTS

Verify that all items are included in your package:

- EUHOMY Car Refrigerator x 1
- AC Power Cord x 1
- DC Power Cord x 1
- Adapter x 1
- Storage Basket x 1
- User Manual x 1



Image: The EUHOMY 39QT Dual Zone Portable Refrigerator, showing its compact design with wheels and handles.

SETUP

1. Placement

Place the portable refrigerator on a stable, flat surface. Ensure there is adequate ventilation around the unit. The shock-resistant design allows it to function properly even on rough slopes up to 40 degrees, making it suitable for various outdoor environments.



Image: A person pulling the portable refrigerator with its reinforced handles and off-road wheels, demonstrating its portability and stability on uneven terrain.

2. Power Connection

The refrigerator can be powered by multiple sources:

- **AC Power (110-240V):** Use the provided AC power cord and adapter for household outlets.
- **DC Power (12/24V):** Use the provided DC power cord for car or truck outlets.
- **Battery:** Can also be powered via an external battery (not included) for extended off-grid use.

The unit features three levels of battery protection (L/M/H modes, adjustable from 9.6V to 12.4V) to prevent vehicle battery drain. Select the appropriate level based on your vehicle's battery condition.

The logo for EÜHOMY, featuring the brand name in a bold, sans-serif font.

Live the *cool life*

Truck

Image: Visual representation of different power supply options including power station, indoor AC, and car/RV DC connections.

OPERATING INSTRUCTIONS

1. Power On/Off and Temperature Adjustment

Use the user-friendly LCD panel to control the unit. Press the power button to turn the refrigerator on or off. Use the temperature up/down buttons to set your desired temperature for each zone.

The logo for EÜHOMY, featuring the brand name in a bold, sans-serif font.

Live the *cool life*

Fishing

Image: Close-up of the smart control panel with buttons for power, temperature adjustment, ECO/MAX mode, battery protection, and display.


2. Dual Zone & Dual Temperature Control

This car fridge features two separate compartments, allowing you to use one as a refrigerator and the other as a freezer simultaneously. Each zone has independent temperature settings.

- **Freezing Zone:** Ideal for items requiring rapid cooling, such as meat (-4°F to 0°F) or ice cream.
- **Fridge Zone:** Perfect for keeping items fresh, such as fruits (39°F to 43°F) or drinks (40°F to 50°F).

DUAL ZONE & DUAL ENJOYMENT

THE REFRIGERATOR AND FREEZER FUNCTION AT THE SAME TIME TO MEET FLEXIBLE STORAGE AND TEMPERATURE CONTROL



BEEF
-4°F~0°F



ICE-CREAM
-4°F~0°F



FRUIT
39°F~43°F



DRINK
40°F~50°F

Image: Diagram illustrating the dual zone functionality, showing a freezing zone for items like meat and ice cream, and a fridge zone for fruits and drinks, with their respective temperature ranges.

3. Cooling Modes (ECO/MAX)

The high-efficiency compressor allows rapid cooling from 50°F to 32°F in just 15 minutes. You can select between two modes:

- **ECO Mode:** For energy savings, ideal for maintaining temperature over longer periods.
- **MAX Mode:** For rapid cooling, quickly reaching desired low temperatures.

DUAL ADJUSTABLE MODE

UP TO 48 HOURS TO STAY COOL AND FRESH,
LONG-LASTING IN LOW TEMPERATURE



ECO MODE
ENERGY SAVING



MAX MODE
FAST COOLING

Image: A visual showing the refrigerator filled with cans, highlighting the ECO mode for energy saving and MAX mode for fast cooling, with a 48-hour cooling retention indicator.

MAINTENANCE

1. Cleaning

Regularly clean the interior and exterior of the refrigerator with a damp cloth and mild detergent. Do not use abrasive cleaners or solvents. Ensure the unit is unplugged before cleaning.

2. Detachable Design

The portable refrigerator features removable baskets and dual reversible doors, making it easy to access and organize your items. The removable cover can be opened from either side to meet diverse requirements, simplifying cleaning and loading.

DETACHABLE DESIGN

DETACHABLE REMOVABLE DOOR CAN BE OPENED FROM EITHER SIDE TO MEET YOUR DIVERSE REQUIREMENTS.



Image: Illustration showing the detachable basket and removable cover, emphasizing the ease of access and cleaning.

3. Storage

When not in use for an extended period, ensure the refrigerator is clean and dry. Store it in a cool, dry place with the lid slightly ajar to prevent odors and mold growth.

TROUBLESHOOTING

If you encounter issues with your EUHOMY portable refrigerator, refer to the following common problems and solutions:

Problem	Possible Cause	Solution
Unit not turning on	No power supply; loose connection; battery protection activated.	Check power cord connection; ensure power source is active; adjust battery protection level (L/M/H).

Problem	Possible Cause	Solution
Insufficient cooling	Ventilation blocked; temperature setting too high; too much content.	Clear ventilation; lower temperature setting; do not overfill.
Unusual noise	Unit not level; fan obstruction.	Ensure unit is on a flat surface; check for obstructions around the fan.

If the problem persists, please contact EUHOMY customer support.

SPECIFICATIONS

Feature	Detail
Brand	EUHOMY
Model Info	CFQ-35
Item Weight	37.3 pounds (approx. 16.9 kg)
Product Dimensions	26.38 x 15.98 x 18.46 inches (approx. 67 x 40.6 x 46.9 cm)
Capacity	35 Liters (39 QT)
Annual Energy Consumption	45 Kilowatt Hours
Installation Type	Freestanding
Special Features	Energy Efficient, Removable Cover, Reversible Door, Swing-Up Handle, Wheeled
Color	Black
Voltage	110 Volts AC, 12/24 Volts DC
Defrost System	Frost Free
Number Of Doors	1 (Dual reversible)



Scratch-Resistant



Thermal Insulation

INSULATIONAL SHELL



Image: Cross-section view of the refrigerator's insulational shell, showing layers like blister liner, extra thick foam padding, and high-density polyurethane shell for thermal insulation.

LARGE STORAGE CAPACITY








Image: Comparison of different capacities (39QT, 48QT, 58QT) with their respective dimensions and internal zone volumes (Right Zone, Left Zone).

WARRANTY AND SUPPORT

EUHOMY offers a **2-year technical support** for this electric cooler. If you have any questions, require assistance, or encounter any issues with your car refrigerator, please reach out to EUHOMY customer service. Our team is dedicated to providing prompt and helpful support.

For contact information, please refer to the EUHOMY official website or the contact details provided on your purchase receipt.

Related Documents - CFQ-35

<div><div>Car Refrigerator</div><div>Instruction Manual</div><div>SKU: CFQ-18/CFQ-25</div><div></div></div>	<div><div>Euhomy Car Refrigerator Instruction Manual (CFQ-18/CFQ-25)</div><div>Comprehensive instruction manual for the Euhomy Car Refrigerator models CFQ-18 and CFQ-25, covering operation, maintenance, troubleshooting, and warranty information.</div></div>
<div><div>EUHOMY</div><div>Car Refrigerator</div><div>Instruction Manual</div><div>SKU: CF-35/45/55</div><div></div></div>	<div><div>Euhomy Car Refrigerator Instruction Manual CF-35/45/55</div><div>Comprehensive instruction manual for Euhomy Car Refrigerators, models CF-35, CF-45, and CF-55. This guide covers safety precautions, installation, operation, temperature control, maintenance, troubleshooting, specifications, and warranty information.</div></div>
<div><div>EUHOMY</div><div>Car Refrigerator</div><div>Instruction Manual</div><div>SKU: CFJ-30</div><div></div></div>	<div><div>Euhomy Car Refrigerator Instruction Manual</div><div>Instruction manual for the Euhomy Car Refrigerator, model CFJ-30. Covers product functions, operation, troubleshooting, technical parameters, and safety notices.</div></div>
<div><div>EUHOMY</div><div>Car Refrigerator</div><div>Instruction Manual</div><div>SKU: CF-35/45/55</div><div></div></div>	<div><div>Euhomy Car Refrigerator Instruction Manual: CF-35, CF-45, CF-55 User Guide</div><div>Comprehensive instruction manual for Euhomy Car Refrigerators (models CF-35, CF-45, CF-55). Covers safety, installation, operation, temperature control, maintenance, troubleshooting, specifications, warranty, and app connectivity for optimal use in vehicles, camping, and home environments.</div></div>
<div><div>EUHOMY</div><div>CAR REFRIGERATOR</div><div>Instruction Manual</div><div>SKU: TWW-35/45/55</div><div></div></div>	<div><div>Euhomy Car Refrigerator Instruction Manual</div><div>Comprehensive instruction manual for Euhomy Car Refrigerators, covering safety, features, operation, maintenance, troubleshooting, and technical specifications for models TWW-35/45/55.</div></div>



[Dometic CFX3 Mobile Cooling: Operating Manual and Features](#)

Comprehensive operating manual for Dometic CFX3 portable compressor coolers, covering models CFX3 25, 35, 45, 55, 55IM, 75DZ, and 95DZ. Learn about features, setup, app control, safety, and troubleshooting.