

[Manuals.plus](#) /

> [GEODMAER](#) /

> GEODMAER GM104 RGB Backlit Wired Gaming Keyboard User Manual

GEODMAER GM104

GEODMAER GM104 RGB Backlit Wired Gaming Keyboard User Manual

Model: GM104

INTRODUCTION

This manual provides detailed instructions for the GEODMAER GM104 RGB Backlit Wired Gaming Keyboard. It covers setup, operation, maintenance, and troubleshooting to ensure optimal performance and longevity of your device. Please read this manual thoroughly before using the keyboard.



Image: The GEODMAER GM104 RGB Backlit Wired Gaming Keyboard, showcasing its full layout and RGB lighting.

SETUP

- Unpacking:** Carefully remove the keyboard and any accessories from the packaging. Ensure all components are present: the GEODMAER GM104 keyboard and the USB cable.
- Connection:** Connect the USB cable from the keyboard to an available USB port on your computer (PC, Laptop, Mac) or gaming console.

3. **Driver Installation:** The keyboard is plug-and-play for basic functionality. For advanced features like customizable RGB lighting and macro programming, download the GEODMAER software from the official GEODMAER website. Follow the on-screen instructions for installation.

OPERATING INSTRUCTIONS

1. RGB Illumination Control

The GEODMAER GM104 features 8-zone RGB illumination with 16.8 million colors, offering various lighting effects.

- **Switching Backlight Modes:** Press **FN + ScrLk** to cycle through 10 preset backlight modes.
- **Switching Backlight Colors (Single Color Mode):** When in a single-color backlight mode, press **FN + Insert** to change the color.
- **Adjusting Backlight Brightness:**
 - Increase Brightness: Press **FN + Page Up**
 - Decrease Brightness: Press **FN + Page Down**
- **Software Customization:** For advanced customization of colors and effects, use the GEODMAER software.

8-Zone RGB Illumination

16.8 million colors RGB backlit,
More backlit modes can be switched via the software.











-  +  - Switch Backlit Modes
-  +  - Switch Backlit Colors
(When Single Color Mode)
-  +  - Backlight Brightness +
-  +  - Backlight Brightness -

Image: Visual guide to RGB illumination controls, showing FN key combinations for mode and brightness adjustments.

CUSTOMIZABLE RGB BACKLIT & MACRO

The GEODMAER software allows you to customize the colors, and record custom macros for each keystroke.



Image: Screenshot of the GEODMAER software interface, demonstrating options for customizing RGB backlight settings.

2. Macro Programming

The GEODMAER software allows you to record and assign custom macros to keys, enabling complex actions with a single keystroke.

1. **Launch Software:** Open the GEODMAER software on your computer.
2. **Access Macro Section:** Navigate to the "Macro" tab within the software.
3. **Create New Macro:** Follow the software's prompts to add a new macro group and then a new macro.
4. **Record Keystrokes:** Begin recording your desired sequence of keystrokes.
5. **Assign Macro:** Once recorded, assign the macro to a specific key or key combination on your keyboard.

SWITCH LIFE OF MORE THAN
30 MILLION KEYSTROKES

30000000+



Image: Screenshot of the GEODMAER software's macro recording interface, showing options to add new macros and record key sequences.

3. Key Features

- **Quiet Gaming Switches:** Designed for responsive and quiet keystrokes, with a lifespan exceeding 30 million presses. Features anti-ghosting for accurate input during intense gaming.

QUIET GAMING SWITCHES

Breaks The Mold Quiet & Fast Using Feel



Image: Close-up view of the keyboard's quiet gaming switches, highlighting their design.

- **Metal Panel Design:** The sturdy aluminum alloy top cover enhances durability and provides a premium feel, resisting deformation and improving desktop aesthetics.
- **Spill-Resistant Design:** Engineered to prevent damage from accidental liquid spills, ensuring the internal components are protected.



Image: The keyboard surface with water droplets, illustrating its spill-resistant keycaps and design.

- **Ergonomic Design:** Features comfort-designed keycap height and adjustable rear feet for an optimized typing and gaming experience.

ERGONOMIC DESIGN

Comfort-designed keycap height and Adjustable Rear Feet



Image: Diagram showing the keyboard's ergonomic design, including foldable kickstands and a stepped key-layout for comfortable use.

4. Official Product Video

Your browser does not support the video tag.

Video: An official product video demonstrating the GEODMAER 104 Keys RGB Gaming Keyboard's features, including RGB lighting effects, typing responsiveness, and macro programming capabilities.

MAINTENANCE

- **Cleaning:** Use a soft, dry cloth to wipe the keyboard surface. For deeper cleaning, use compressed air to remove dust and debris from between the keys. Avoid using harsh chemicals or abrasive materials.
- **Spill Care:** In case of a liquid spill, immediately disconnect the keyboard from your computer. Gently blot away excess liquid with a clean cloth. Allow the keyboard to air dry completely before reconnecting.
- **Storage:** Store the keyboard in a cool, dry place away from direct sunlight and extreme temperatures when not in use for extended periods.

TROUBLESHOOTING

Problem	Possible Cause	Solution
Keyboard not responding	Loose USB connection, faulty USB port, driver issue.	<ul style="list-style-type: none">• Ensure the USB cable is securely connected.• Try a different USB port on your computer.• Restart your computer.• Reinstall the keyboard drivers or GEODMAER software.
RGB lighting not working or incorrect	Incorrect settings, software glitch.	<ul style="list-style-type: none">• Check RGB settings in the GEODMAER software.• Ensure brightness is not set to minimum (FN + Page Up).• Try cycling through preset modes (FN + ScrLk).• Update GEODMAER software to the latest version.
Macro not executing	Macro not correctly recorded or assigned.	<ul style="list-style-type: none">• Verify macro recording and assignment in the GEODMAER software.• Ensure the software is running in the background if required for macros.

SPECIFICATIONS

Feature	Detail
Brand	GEODMAER
Model Number	GM104
Connectivity Technology	Wired
Keyboard Description	Gaming
Number of Keys	104
Backlighting	8-Zone RGB Illumination (16.8 million colors)
Switch Type	Quiet Gaming Switches (30 million+ keystroke life)
Material	Metal (Top Cover)
Special Features	Backlit, Programmable Macros, Spill-Resistant Design, Ergonomic
Compatible Devices	PC, Laptop, Mac, Gaming Console
Item Weight	1.65 pounds
Package Dimensions	17.48 x 6.02 x 1.97 inches

WARRANTY AND SUPPORT

For warranty information, technical support, or further assistance, please visit the official GEODMAER website or contact

their customer service. Keep your purchase receipt for warranty claims.

Official GEODMAER Store: [GEODMAER Amazon Store](#)

© 2024 GEODMAER. All rights reserved.