

## Manuals+

[Q & A](#) | [Deep Search](#) | [Upload](#)

[manuals.plus](#) /

› [Desky](#) /

› [Desky 72 Inch L-Shaped Electric Standing Desk User Manual](#)

**Desky 8893131096386**

# Desky 72 Inch L-Shaped Electric Standing Desk User Manual

## INTRODUCTION

This manual provides essential information for the assembly, operation, and maintenance of your Desky 72 Inch L-Shaped Electric Standing Desk. Please read these instructions carefully before use to ensure safe and efficient operation. This desk is designed to offer an adjustable height workspace, promoting ergonomic sit-stand transitions.



Image: Desky 72 Inch L-Shaped Electric Standing Desk with White Oak top and Matte Black frame.

## SAFETY INFORMATION

- Ensure all connections are secure before operating the desk.
- Keep hands and objects clear of moving parts during height adjustments.
- Do not exceed the maximum weight capacity of 440.9 lbs (200 kg).
- Only use the provided power supply and components.
- Supervise children and pets around the desk, especially during movement.

- Avoid placing liquids directly on the control panel or near electrical components.

## PACKAGE CONTENTS

---

Verify that all components are present before beginning assembly:

- Desk Top (L-shaped hardwood)
- Desk Frame (Motorised Electric Desk Legs)
- Desk Hand Controller
- Power Box
- Connecting Cords
- GPO Wall Plug
- Hardware (Screws, etc.)
- Sticky Cable Ties

## SETUP AND ASSEMBLY

---

The Desky L-Shaped Electric Standing Desk is designed for straightforward assembly. Refer to the included assembly guide for detailed, step-by-step instructions and diagrams. General steps include:

1. Unpack all components and verify against the package contents list.
2. Assemble the desk frame according to the provided instructions.
3. Attach the L-shaped hardwood desktop to the assembled frame.
4. Connect the power box, motors, and hand controller using the connecting cords.
5. Secure cables using the sticky cable ties for organized cable management.
6. Plug the GPO wall plug into a suitable power outlet.



Image: An L-shaped electric standing desk configured with dual monitors and office accessories, demonstrating the expansive workspace.

## OPERATING INSTRUCTIONS

### Height Adjustment

The desk features a triple electric motor lifting system for smooth and quiet height adjustments. The height range is from 23.6 inches (seated position) to 49.2 inches (standing position), accommodating a wide range of user heights. The travel speed is approximately 1.4 inches per second.

### Control Panel

The digital keypad allows for precise control and includes the following features:

- **4 Memory Presets:** Program and save your preferred sitting and standing heights for quick transitions.
- **Anti-Collision System:** Detects obstacles during movement and stops to prevent damage.
- **Child Lock:** Engages to prevent accidental height adjustments.

- **Upper & Lower Limits:** User-programmable limits for height range customization.

## MAINTENANCE

To ensure the longevity and optimal performance of your Desky L-Shaped Electric Standing Desk, follow these maintenance guidelines:

- **Cleaning:** Wipe the hardwood desktop with a soft, damp cloth. For the metal frame, use a mild cleaner if necessary. Avoid abrasive cleaners or solvents.
- **Inspections:** Periodically check all screws and connections to ensure they are tight.
- **Cable Management:** Ensure cables are neatly organized and not pinched or strained.
- **Weight Distribution:** Distribute weight evenly across the desktop to prevent undue stress on the lifting mechanism.

## TROUBLESHOOTING

If you encounter issues with your desk, consider the following common solutions:

- **Desk Not Moving:** Check if the power cord is securely plugged into both the desk and the wall outlet. Ensure the child lock is not activated.
- **Uneven Movement:** Verify that the desk is not overloaded beyond its weight capacity. Ensure all frame components are correctly assembled and tightened.
- **Error Codes:** Refer to the specific error code displayed on the hand controller and consult the detailed troubleshooting section in the full product manual (if provided separately) or contact customer support.
- **Noise During Operation:** A low noise level (40 dB) is normal. If unusual or excessive noise occurs, ensure no objects are obstructing the lifting columns.

## SPECIFICATIONS

Feature	Detail
Brand	Desky
Model Number	8893131096386
Model Name	Desky Hardwood L-Shape Sit Stand Desk
Product Dimensions	30"D x 55"W x 37"H (Overall, specific L-shape dimensions: 72 x 30 x 70 x 24 in)
Height Range (without desktop)	23.6" - 49.2"
Weight Capacity	440.9 lbs (200 kg)
Lifting System	Triple Motor
Travel Speed	1.4" per second
Noise Level	40 dB in motion

Feature	Detail
Desktop Material	Hardwood (White Oak, Pheasantwood, Red Oak, White Ash, Walnut, Teak, Saman, Natural Walnut options)
Desktop Thickness	1 inch
Desktop Finish	Clear Polyurethane Hard Wearing Finish
Base Material	Alloy Steel
Base Color	Matte Black (other options available)
Control Panel	4 Memory Presets, Anti-Collision System, Child Lock, Programmable Upper & Lower Limits
Power Specifications	Input Power: 240v, Transformer Power: 200W (0.1W on standby)
Certifications	BIFMA Compliant

**Desktop Finish Examples:**





**White Ash**

White Oak Finish



**Saman**

Walnut Finish





## Hardwood Walnut

Pheasantwood Finish





Saman Finish

## WARRANTY INFORMATION






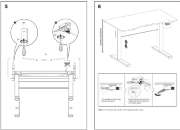

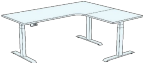







The Deskly L-Shaped Electric Standing Desk comes with a **10-year supplier warranty**. This warranty covers manufacturing defects and ensures the product meets its specified performance standards. For detailed terms and conditions, please refer to the warranty documentation included with your purchase or contact Deskly customer support.

## CUSTOMER SUPPORT

For any questions, technical assistance, or warranty claims, please contact Deskly customer support. You can typically find contact information on the Deskly official website or through the retailer where the product was purchased.

You may also visit the [Deskly Store on Amazon](#) for additional resources and support.

Related Documents - 8893131096386

<div>   <small>©2025 DESKY. All Rights Reserved</small></div>	<p><a href="#">DESKY Dual Mini Sit Stand Desk: Assembly, Operation &amp; Programming Manual</a></p> <p>This is the official instruction manual for the DESKY Dual Mini Sit Stand Desk. It provides detailed guidance on assembly, operation, programming features like memory presets and height limits, safety precautions, troubleshooting common errors, and warranty information. Learn how to optimize your workspace with this electric height-adjustable desk.</p>
<div>   <small>©2025 DESKY. All Rights Reserved</small></div>	<p><a href="#">Desky Air Lift Zero Sit Stand Desk: Assembly and Instruction Manual</a></p> <p>Comprehensive instruction manual for the Desky Air Lift Zero Sit Stand Desk, covering assembly, safety guidelines, maintenance, and usage. Learn how to set up and operate your adjustable height desk.</p>
<div>   <small>©2025 DESKY. All Rights Reserved</small></div>	<p><a href="#">DESKY L-Shape Sit Stand Desk: Assembly, Operation &amp; Programming Guide</a></p> <p>Comprehensive instruction manual for the DESKY L-Shape Sit Stand Desk, covering safety, assembly, controller operation, programming features, troubleshooting, and warranty information.</p>
<div>   <small>©2025 DESKY. All Rights Reserved</small></div>	<p><a href="#">DESKY L-SHAPE Sit Stand Desk Instruction Manual</a></p> <p>Comprehensive instruction manual for the DESKY L-SHAPE Sit Stand Desk, covering safety, unpacking, assembly, operation, programming, troubleshooting, and warranty information.</p>
<div>   <small>©2025 DESKY. All Rights Reserved</small></div>	<p><a href="#">DESKY Zero Manual Sit Stand Desk Specification Sheet</a></p> <p>Comprehensive specification sheet for the DESKY Zero Manual Sit Stand Desk, detailing dimensions, weight capacity, materials, features, and warranty information. Includes a textual description of the product diagram.</p>

## DESKY



DESKY L-SHAPE SIT STAND DESK  
INSTRUCTION MANUAL

©2020 DESKY All Rights Reserved

### [DESKY L-Shape Sit-Stand Desk: Assembly, Operation & Troubleshooting Manual](#)

Comprehensive instruction manual for the DESKY L-Shape Sit-Stand Desk. Learn how to assemble, operate, program, and troubleshoot your height-adjustable desk.