

## Manuals+

[Q & A](#) | [Deep Search](#) | [Upload](#)

manuals.plus /

- › [EMEET](#) /
- › [EMEET SmartCam S800-4K Webcam User Manual](#)

## EMEET S800-4K

# EMEET SmartCam S800-4K Webcam User Manual

Model: S800-4K | Brand: EMEET

## 1. INTRODUCTION

This manual provides detailed instructions for the setup, operation, and maintenance of your EMEET SmartCam S800-4K Webcam. Please read this guide thoroughly to ensure optimal performance and longevity of your device.

## 2. WHAT'S IN THE BOX

- EMEET SmartCam S800-4K Webcam
- Flexible Stand
- Standard 1/4 inch nut for tripod
- USB Cable
- User Manual

## 3. SETUP

### 3.1 Physical Setup

The EMEET SmartCam S800-4K Webcam features a flexible stand for easy mounting on your monitor or laptop. It also includes a standard 1/4 inch nut for tripod compatibility.



Image: EMEET SmartCam S800-4K Webcam mounted on a laptop screen, showcasing its compact design and stable placement. Connect the webcam to your computer using the provided USB cable. The webcam features a USB-C port on the back for connection.

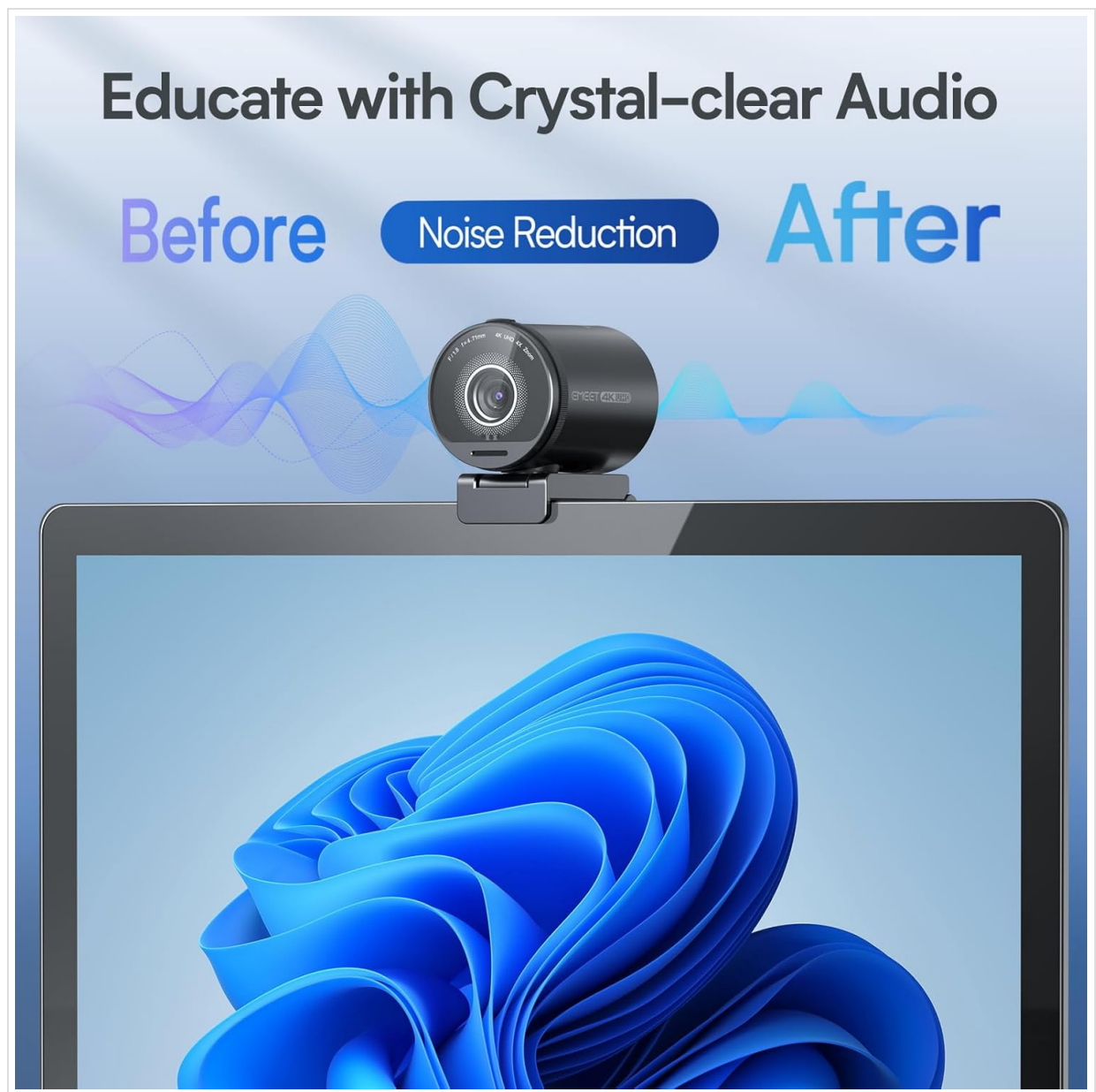


Image: A close-up view of the EMEET SmartCam S800-4K Webcam's rear, highlighting the USB-C port for cable connection.

### 3.2 Software Installation (EMEETLINK)

For advanced settings and firmware updates, download the EMEETLINK software from the official EMEET website. The software is compatible with Windows (Win7, 10, 11) and macOS (10.14 and above).

Video: A user demonstrating the EMEETLINK software interface, showing various camera settings and customization options.

Video: Demonstration of EMEETLINK software for webcam settings adjustment.  
The webcam is plug-and-play, automatically recognized by your system without complex driver installations.

## 4. OPERATING INSTRUCTIONS

### 4.1 Basic Operation

Once connected, the EMEET SmartCam S800-4K is ready for use with major platforms like Zoom, Skype, Microsoft Teams, and Google Meet. It operates in USB Video Device Class (UVC) mode for seamless compatibility.

### 4.2 Camera Settings (EMEETLINK Software)

Utilize the EMEETLINK software to fine-tune your webcam's performance:

- **Image Flip:** Flip the camera horizontally or vertically.
- **HDR:** Manually enable High Dynamic Range for improved detail in bright and dark areas.
- **Focus:** Choose between Face Focus or Central Area Focus. The PDAF (Phase Detection Autofocus) and TOF (Time of Flight) dual autofocus system provides fast and precise focusing.
- **Zoom:** Adjust the field of view (FOV) from 40° to 73° to frame your subject perfectly.
- **Video Customization:** Adjust brightness, contrast, sharpness, saturation, tone, and white balance.

Video: A user demonstrating the EMEETLINK software interface, showing various camera settings and customization options.

Video: Demonstration of EMEETLINK software for webcam settings adjustment.

### 4.3 Privacy Cover

The webcam features a built-in rotatable privacy cover. Simply rotate the ring around the lens to physically block the camera when not in use, ensuring your privacy.



Image: The EMEET SmartCam S800-4K Webcam showing its integrated privacy cover in the closed position.

### 4.4 Adjustable Field of View (FOV)

The software allows you to adjust the field of view from 40° to 73°, providing flexibility for individual use or group settings.



Image: The EMEET SmartCam S800-4K Webcam illustrating the range of its adjustable field of view, from a narrow 40 degrees to a wide 73 degrees.

#### 4.5 Audio Features

Equipped with dual noise-cancelling microphones, the webcam uses advanced noise suppression to ensure clear audio capture within a 10-foot range, minimizing background noise.



Image: The EMEET SmartCam S800-4K Webcam highlighting its dual noise-cancelling microphones for clear audio.

#### 4.6 4K Usage and Requirements

The S800-4K supports 4K resolution at 30 frames per second (FPS) and 1080P at 60 FPS. To experience 4K at its best, ensure you use a USB 3.0 port and a 4K display.

Video: A user demonstrating the EMEETLINK software interface, showing various camera settings and customization options.

Video: Demonstration of EMEETLINK software for webcam settings adjustment.

For 4K live streaming, professional encoder software like OBS or YouTube Studio is recommended to set up 4K resolution and encoding.

## 5. SPECIFICATIONS

Feature	Value
Product Dimensions	2.05 x 2.83 x 2.8 inches
Item Weight	3.88 ounces
Item Model Number	E3120
Photo Sensor Technology	SONY
Video Capture Resolution	4K
Maximum Focal Length	3000 Millimeters
Maximum Aperture	1.8 Millimeters
Connectivity Technology	USB

## 6. TROUBLESHOOTING

### 6.1 Camera Not Recognized

- Ensure the USB cable is securely connected to both the webcam and a USB 3.0 port on your computer.
- Try connecting to a different USB port.
- Restart your computer.
- Check your operating system's privacy settings to ensure camera access is granted to applications.

### 6.2 Poor Image Quality

- Ensure adequate lighting in your environment.
- Clean the webcam lens with a soft, dry cloth.
- Adjust settings in EMEETLINK (brightness, contrast, sharpness, HDR) to optimize image.
- Verify your streaming/meeting platform settings are configured for the highest available resolution (e.g., 1080P or 4K if supported).



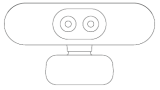



### 6.3 Audio Issues

- Ensure the EMEET SmartCam S800-4K is selected as the default microphone in your computer's sound settings and your application settings.
- Check the Microphone Noise Reduction setting in EMEETLINK.
- Ensure you are within the 10-foot optimal range for the microphones.

## 7. WARRANTY AND SUPPORT

EMEET provides a 2-year warranty for the SmartCam S800-4K Webcam. Lifetime professional technical support is also available. For assistance, please visit the official EMEET support website or contact their customer service.



<div><p>EMEET SmartCam S800</p><p>English   日本語   Deutsch   Italia   España   Français   Português   繁體中文   簡體中文</p></div>	<p><a href="#">EMEET SmartCam S800 User Manual and Setup Guide</a></p> <p>Comprehensive guide for the EMEET SmartCam S800, covering installation, connection, software usage, privacy features, safety precautions, and warranty information.</p>
<div><p>EMEET SmartCam S800</p><p>English   日本語   Deutsch   Italia   España   Français   Português   繁體中文   簡體中文</p><p>Download from <a href="#">EMEET.com</a></p></div>	<p><a href="#">EMEET SmartCam S800 User Manual</a></p> <p>User manual for the EMEET SmartCam S800 webcam, providing instructions on installation, connection, software usage, privacy cover operation, warranty details, safety guidelines, and compliance information.</p>
<div><p>EMEET</p><p>Quick Start Guide</p><p>EMEET SmartCam</p></div>	<p><a href="#">EMEET SmartCam C60E 4K Dual Quick Start Guide</a></p> <p>Quick start guide for the EMEET SmartCam C60E 4K Dual webcam, covering setup, connection, privacy cover installation, remote control, and software personalization.</p>
<div></div>	<p><a href="#">EMEET C970L HD Webcam Quick Start Guide and User Information</a></p> <p>Concise guide for the EMEET C970L HD Webcam, covering setup, privacy features, software, warranty, and safety. Includes multilingual instructions and compliance details.</p>
<div><p>EMEET SmartCam S600</p><p>Quick Start Guide / Schnellstartanleitung / Guide de démarrage rapide / Guida all'installazione / Guia de instalação / 快速操作指南 / 快速操作指南</p></div>	<p><a href="#">EMEET SmartCam S600 4K Webcam Quick Start Guide</a></p> <p>Concise HTML guide for the EMEET SmartCam S600 4K webcam, covering setup, connection, software, safety, and warranty information.</p>
<div><p>EMEET SmartCam S600</p><p>Quick Start Guide / クイックスタートガイド 快速操作指南 / 快速操作指南</p></div>	<p><a href="#">EMEET SmartCam S600 Quick Start Guide</a></p> <p>A concise guide to setting up and using the EMEET SmartCam S600, a 4K Ultra HD webcam, including installation, privacy cover usage, connection, and software features.</p>

