

Manuals+

[Q & A](#) | [Deep Search](#) | [Upload](#)

[manuals.plus](#) /

› [Teufel](#) /

› [Fender x Teufel ROCKSTER CROSS Portable Wireless Bluetooth Speaker User Manual](#)

Teufel 107001536

Fender x Teufel ROCKSTER CROSS Portable Wireless Bluetooth Speaker User Manual

Model: 107001536

INTRODUCTION

The Fender x Teufel ROCKSTER CROSS is a robust and portable wireless Bluetooth speaker designed for powerful stereo sound. This manual provides essential information for setting up, operating, maintaining, and troubleshooting your device to ensure optimal performance and longevity.



Figure 1: Front view of the Fender x Teufel ROCKSTER CROSS speaker with its attached guitar strap.

WHAT'S IN THE BOX

Verify that all items are present in the packaging:

- Fender x Teufel ROCKSTER CROSS Speaker
- Fender Guitar Strap
- External Power Supply with NEMA-1 plug
- 1 × Fender Guitar Pick



Figure 2: All included components of the ROCKSTER CROSS package.

SETUP

1. Initial Charging

Before first use, fully charge the speaker using the provided external power supply. The charging port is located on the rear panel, protected by a rubber flap.



Figure 3: Rear panel ports including power input and USB-A output.

2. Bluetooth Pairing

1. Power on the ROCKSTER CROSS speaker by pressing the power button.
2. The Bluetooth indicator light will flash, indicating it's in pairing mode.
3. On your device (smartphone, tablet, etc.), enable Bluetooth and search for "ROCKSTER CROSS" in the list of available devices.
4. Select "ROCKSTER CROSS" to connect. The indicator light will turn solid blue once connected.

3. Stereo Pairing (Two Units)

For an enhanced audio experience, two ROCKSTER CROSS speakers can be paired together for true wireless stereo sound.

1. Ensure both ROCKSTER CROSS speakers are powered on and not connected to any other Bluetooth devices.
2. On one speaker, press and hold the Bluetooth button until you hear a confirmation tone.
3. Repeat the process on the second speaker.
4. The speakers will automatically connect to each other. Once paired, connect your device to one of the speakers

via Bluetooth as described above.



Figure 4: Two ROCKSTER CROSS speakers ready for stereo pairing.

OPERATING INSTRUCTIONS

Controls

The top panel of the speaker features intuitive control buttons for various functions:

- **Power Button:** Press to turn on/off.
- **Bluetooth Button:** Press to enter pairing mode; long press for stereo pairing.
- **Volume Up/Down:** Adjust audio volume.
- **Play/Pause:** Control media playback.
- **Microphone Button:** Activate voice assistant or answer/end calls.

Power Bank Functionality

The ROCKSTER CROSS features a built-in power bank. Connect your mobile device to the USB-A port on the rear panel (under the rubber flap) to charge it. This feature is useful for charging devices on the go.

Microphone and Call Functionality

The integrated microphone allows for hands-free calling. When a call comes in, press the microphone button to answer. Press again to end the call. Long press to activate your device's voice assistant.

Indoor/Outdoor Modes

The speaker may feature a mode button (often on the rear) to optimize sound for indoor or outdoor environments. Refer to the specific button layout on your device for activation.

Your browser does not support the video tag.

Video 1: Official product video showcasing features and usage of the Fender x Teufel ROCKSTER CROSS Bluetooth Speaker.

MAINTENANCE

Cleaning

To clean the speaker, use a soft, damp cloth. Avoid using abrasive cleaners or solvents, as these can damage the surface. Ensure all port covers are securely closed before cleaning if water is involved.

Water Resistance (IPX5)

The ROCKSTER CROSS is IPX5 water-resistant, meaning it can withstand splashes and light rain. It is not designed to be submerged in water. Always ensure the rubber flap covering the ports is securely closed to maintain water resistance.



Figure 5: Water resistance of the speaker.

Storage

Store the speaker in a cool, dry place away from direct sunlight and extreme temperatures. If storing for an extended period, charge the battery to approximately 50% to preserve battery health.

TROUBLESHOOTING

Problem	Possible Cause	Solution
Speaker does not power on.	Battery is depleted.	Connect the speaker to the power supply and charge it.
No sound from the speaker.	Volume is too low; device not paired; incorrect input source.	Increase volume on both speaker and device. Re-pair Bluetooth. Ensure correct input (Bluetooth/AUX) is selected.
Bluetooth connection is unstable.	Device is too far from speaker; interference.	Move device closer to the speaker. Avoid obstacles or other wireless devices.

Problem	Possible Cause	Solution
Cannot charge external device via USB.	Speaker battery is too low; cable issue.	Ensure speaker has sufficient charge. Try a different USB cable.

SPECIFICATIONS

Feature	Detail
Model Name	Fender x Teufel ROCKSTER CROSS
Model Number	107001536
Dimensions (D x W x H)	5.1" x 15" x 6.3"
Weight	8.83 pounds
Battery Life	Up to 16 hours
Water Resistance	IPX5
Connectivity	Bluetooth 5.0 aptX, Auxiliary (3.5mm Jack)
Speaker Type	Portable Bluetooth Speaker with Subwoofer
Material	Matte, rubber, Plastic
Special Features	Built-in Microphone, Stereo Pairing, Built-in Powerbank, Shockproof

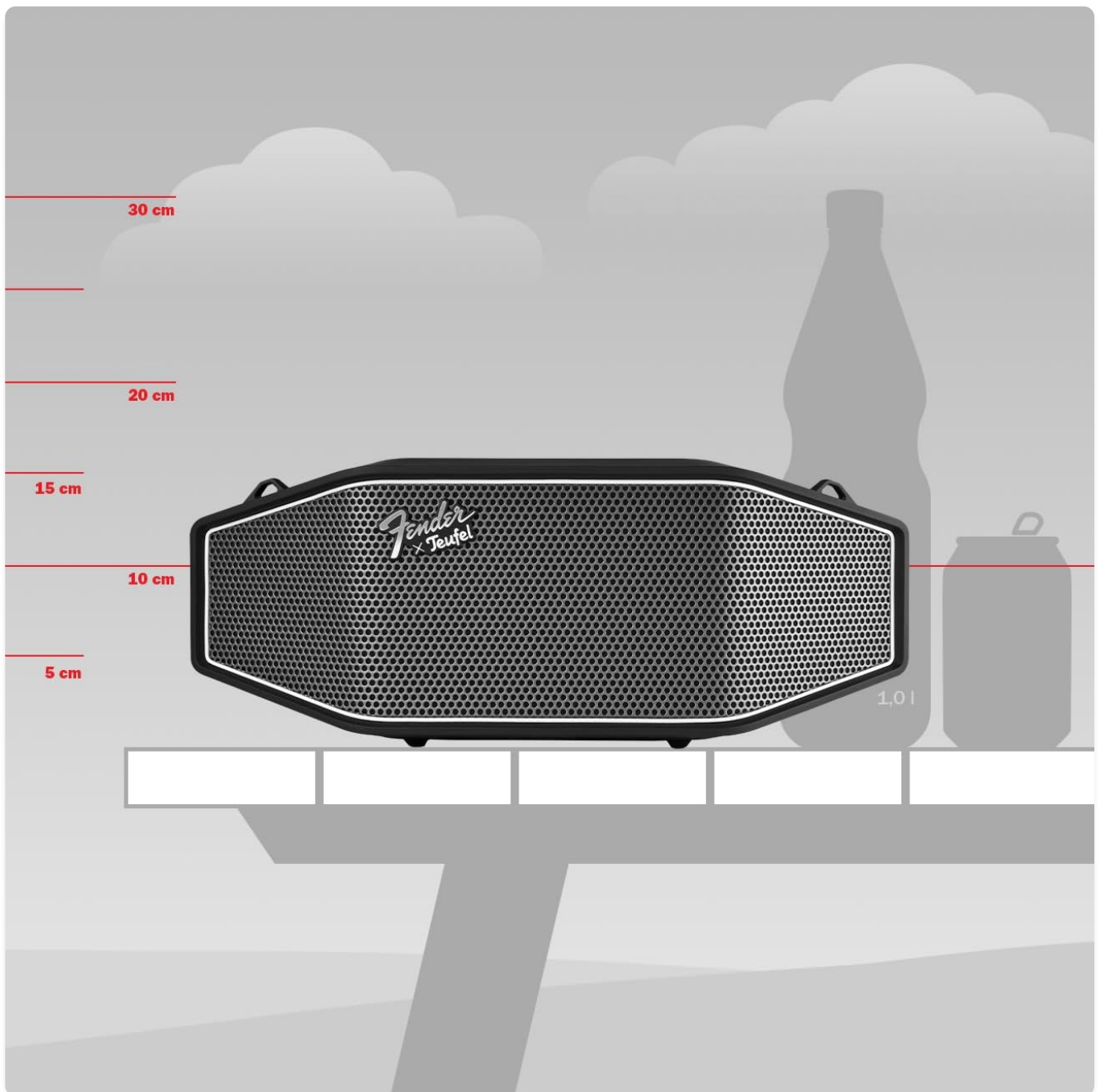


Figure 6: Speaker dimensions relative to common objects.


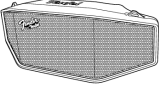



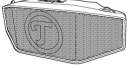







WARRANTY AND SUPPORT

The Fender x Teufel ROCKSTER CROSS comes with a limited warranty. For detailed warranty information, technical support, or to access the full user manual, please refer to the official documents:

- [User Manual \(PDF\)](#)
- [Instructions for Use \(IFU\) \(PDF\)](#)

You can also visit the official Teufel Audio US store on Amazon for more information and support: [Teufel Audio US Store](#)

Related Documents - 107001536

 <ul style="list-style-type: none"> <input type="checkbox"/> Safety instructions <input type="checkbox"/> Setup instructions <input type="checkbox"/> Components list <input type="checkbox"/> Introduction to product <input type="checkbox"/> Introduction to speaker <input type="checkbox"/> Specifications and features <input type="checkbox"/> Troubleshooting <input type="checkbox"/> Responsible disposal 	<p>Fender x Teufel Loudspeaker Safety Instructions</p> <p>Essential safety guidelines and precautions for operating the Fender x Teufel loudspeaker, covering electrical safety, battery handling, health hazards, and responsible disposal.</p>
<p>Technical Description and User Manual</p>  <p>Fender x Teufel ROCKSTER CROSS</p> 	<p>Fender x Teufel ROCKSTER CROSS: Technical Description and User Manual</p> <p>Comprehensive user manual and technical description for the Fender x Teufel ROCKSTER CROSS portable wireless Bluetooth speaker, covering setup, operation, features, troubleshooting, and specifications.</p>
 <ul style="list-style-type: none"> <input type="checkbox"/> Safety instructions <input type="checkbox"/> Setup instructions <input type="checkbox"/> Components list <input type="checkbox"/> Introduction to product <input type="checkbox"/> Introduction to speaker <input type="checkbox"/> Specifications and features <input type="checkbox"/> Troubleshooting <input type="checkbox"/> Responsible disposal 	<p>Fender x Teufel ROCKSTER CROSS Safety Instructions</p> <p>Comprehensive safety instructions for the Fender x Teufel ROCKSTER CROSS, covering general precautions, risks for children, electrical shock hazards, battery handling, health hazards, and responsible disposal.</p>
   <p>ROCKSTER® ROCKSTER CROSS</p>	<p>Teufel ROCKSTER CROSS Portable Bluetooth Speaker Quick Start Guide</p> <p>A comprehensive quick start guide for the Teufel ROCKSTER CROSS portable Bluetooth speaker, covering setup, charging, Bluetooth pairing, playback controls, stereo linking, and technical specifications.</p>
   <p>FENDER® x TEUFEL ROCKSTER® GO 2</p>	<p>Fender x Teufel Rockster GO 2 Bluetooth Speaker Quick Start Guide</p> <p>Concise guide to the Fender x Teufel Rockster GO 2 Bluetooth Speaker, covering setup, charging, playback, and technical specifications.</p>
   <p>FENDER® x TEUFEL ROCKSTER® GO 2</p>	<p>Fender® x Teufel ROCKSTER® GO 2 Bluetooth® Speaker: Quick Start Guide</p> <p>Get started with your Fender x Teufel ROCKSTER GO 2 Bluetooth speaker. This guide covers setup, charging, Bluetooth pairing, playback controls, and technical specifications.</p>