



Manuals.plus /

- › **Einhomn** /
- › Einhomn 5-Piece Extendable Dining Table Set (Model 793A3-JW) User Manual

## **Einhomn 793A3-JW**

# **Einhomn 5-Piece Extendable Dining Table Set**

Model: 793A3-JW

## **INTRODUCTION**

---

Thank you for choosing the Einhomn 5-Piece Extendable Dining Table Set. This manual provides essential information for the safe assembly, operation, and maintenance of your new dining furniture. Please read it thoroughly before use and retain it for future reference.

## **SAFETY INFORMATION**

---

This product is heavy and requires careful handling during assembly and use. Always use two people when moving the table to prevent injury. Keep the table away from heat sources to prevent damage. Do not place heavy objects on the table that could cause it to tip over.

The table corners are equipped with anti-collision strips to prevent injuries, making it a safe choice for households with children. Ensure these protectors are properly installed.



Image: Thoughtful anti-crash corners are included to protect users.




Image: Anti-slip and anti-scratch feet protect floors, while anti-crash corners enhance safety.

## PACKAGE CONTENTS

The Einhorn 5-Piece Extendable Dining Table Set includes:

- One (1) Extendable Dining Table
- Two (2) Benches
- Two (2) Square Stools
- Assembly Instructions
- All necessary Hardware

## SETUP AND ASSEMBLY

---

This dining table set is designed for hassle-free assembly. It comes with clear instructions and all necessary hardware. Two people are recommended for assembly due to the weight of the components. The table and seating are constructed from superior MDF board and reinforced with a robust metal frame, ensuring stability and durability. The sturdy T-shaped steel bars and triangular steel braces on the benches provide additional support.

Video: Official Einhornn video demonstrating the features and assembly process of the 5-Piece Extendable Dining Table Set.

## OPERATING INSTRUCTIONS

---

### Extending the Table

The dining table features an extendable design to accommodate different seating needs. When compact, it comfortably seats 4 people. When fully extended, it can accommodate up to 8 guests.

1. Locate the latches on the underside of the table.
2. Press the latches to unlock the tabletop sections.
3. Gently pull the main tabletop sections apart to reveal the hidden extension leaf.
4. Lift and position the extension leaf into the gap.
5. Push the main tabletop sections back together until they meet the extension leaf and lock securely into place.


### Compacting the Table

To return the table to its compact size:

1. Unlock the latches on the underside of the table.
2. Pull the main tabletop sections apart.
3. Remove the extension leaf and store it underneath the table or in a safe place.
4. Push the main tabletop sections back together until they are flush and lock the latches.

The stools and benches are designed to be easily tucked under the table when not in use, maximizing space in smaller apartments or dining areas.

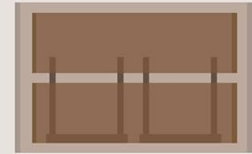
## Easily Extends to 63", Fit for 4-8 Persons



In use



## Perfect for Small Space



Stored

Image: The table can be easily extended for more guests or compacted to save space, with benches and stools neatly stored underneath.




Image: Detail of the table's extension mechanism, highlighting the smooth sliding, secure locking, and flush fit.



Image: Visual guide for the table extension process, from unlocking to securing the extended surface.

## MAINTENANCE

The tabletop is designed to be easy to clean and resistant to scratches, ensuring its appearance is

maintained over time. For general cleaning, wipe the surface with a soft, damp cloth. Avoid using harsh chemicals or abrasive cleaners that could damage the finish.

Promptly wipe up any spills to prevent potential damage, although the surface is water-resistant.



Image: The tabletop is water-resistant and easy to clean, allowing spills to be wiped away without damage.

## TROUBLESHOOTING

- **Table Wobbles:** Ensure all bolts and screws are tightened securely. Check that the table is on a level surface. Adjust the bottom pads if necessary.
- **Difficulty Extending/Compacting:** Verify that the latches are fully disengaged/engaged. Ensure no obstructions are in the sliding mechanism. Apply a small amount of silicone lubricant to the sliding rails if movement is stiff.
- **Scratches on Floor:** Confirm that the anti-slip and anti-scratch bottom pads are correctly installed on all table and seating legs. Replace worn pads if needed.

## SPECIFICATIONS

Feature	Detail
Color	Walnut
Material	Engineered Wood (MDF Board), Metal Frame
Table Dimensions (Compact)	47.3"L x 28"W x 30"H
Table Dimensions (Extended)	63"L x 28"W x 30"H
Bench Dimension	42"L x 12"W x 18"H
Square Stool Dimension	16"L x 12"W x 18"H
Weight Capacity (Table)	330 lbs
Weight Capacity (Bench/Stool)	550 lbs
Item Weight	109 pounds
Model Number	793A3-JW

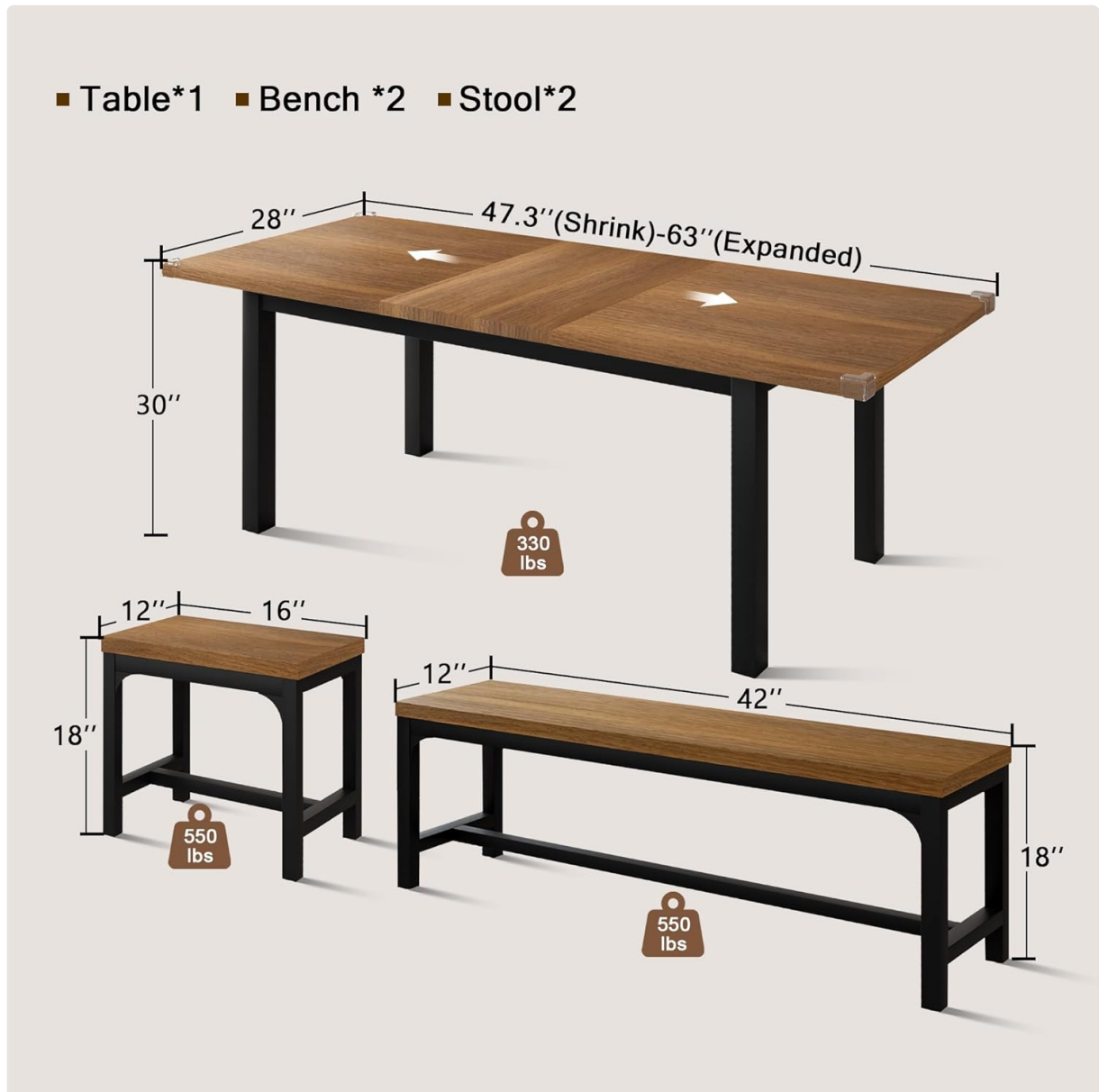


Image: Detailed dimensions and weight capacities for the table, benches, and stools.



## Specifications

Color :	Walnut
Material :	MDF Board, Metal Frame
Table Dimension :	47.3"-63"L*28"W*30"H
Bench Dimension :	42"L*12"W*18"H
Square Stool Dimension :	16L*12"W*18"H
Weight Capacity :	Table: 330lbs, Bench: 550 lbs, Stool: 550 lbs
Assembly Tools :	Included
Package Quantity :	One Box
Package Contents :	One Table, 2 Bnches, 2 Square Stools, Instructions, Hardware

Image: Summary of product specifications including material, dimensions, and package contents.

## WARRANTY AND SUPPORT

For any questions, concerns, or support needs regarding your Einhorn 5-Piece Extendable Dining Table Set, please contact Einhorn Customer Support. Refer to your purchase documentation for specific warranty details and contact information.

You can also visit the official Einhorn store for more information: [Einhorn Store](#)