

WANBO Davinci 1 Pro

WANBO Davinci 1 Pro Projector User Manual

Model: Davinci 1 Pro | Brand: WANBO

		Introduction	Safety Information	Product		
Overview	Setup	Operation	Maintenance	Troubleshooting	Specifications	Warranty & Support

1. INTRODUCTION

This manual provides essential instructions for the safe and efficient operation of your WANBO Davinci 1 Pro projector. Please read this manual thoroughly before using the product and retain it for future reference.

Video: WANBO Davinci 1 Pro Product Overview. This video provides a general introduction to the projector's features and capabilities.

2. SAFETY INFORMATION

To ensure safe operation and prevent damage, observe the following precautions:

- Do not look directly into the projector lens when the lamp is on.
- Ensure proper ventilation; do not block air vents.
- Use only the provided power adapter.
- Keep the device away from water, moisture, and extreme temperatures.
- Avoid dropping or subjecting the projector to strong impacts.
- Do not attempt to disassemble or repair the device yourself. Contact qualified service personnel.

3. PRODUCT OVERVIEW

The WANBO Davinci 1 Pro is a smart projector designed for versatile home and outdoor entertainment. It integrates Android TV 11.0, offering a wide range of applications and smart features.

3.1 Package Contents

Verify that all items are present in the package:

- Wanbo Davinci 1 Pro Projector

- Remote Control
- Power Cord
- User Manual (this document)

3.2 Physical Features and Ports



Image: Front view of the WANBO Davinci 1 Pro projector, showcasing its compact design and the projected Android TV 11.0 interface.



Image: Illustration of the projector's multiple connectivity interfaces, including HDMI, USB, and audio output, allowing connection to various external devices.

The projector features a sleek design with various ports for connectivity. These include HDMI for external video sources, USB ports for media playback, and a 3.5mm headphone jack for audio output. The device also supports 2.4G+5G dual-band WiFi and Bluetooth 5.0 for wireless connections.

4. SETUP

4.1 Initial Power-On and Remote Pairing

1. Connect the power cord to the projector and a power outlet.
2. Press the power button on the projector or the remote control to turn it on.
3. Follow the on-screen instructions to pair the Bluetooth remote control and complete the initial Android TV setup, including network connection and Google account login.

4.2 Projector Placement and Screen Size

Optimal projection distance is crucial for image quality and size. The Davinci 1 Pro has a 1.3:1 throw ratio.



Image: A visual guide demonstrating the projector's 1.3:1 throw ratio, showing recommended distances for achieving various screen sizes (e.g., 4ft for 40", 9ft for 100", 11ft for 120", 16ft for 180").

For example, to achieve a 100-inch screen, place the projector approximately 9 feet from the projection surface. The maximum recommended screen size is 180 inches.

4.3 Mounting Options

The projector can be placed on a flat surface or mounted to the ceiling. For ceiling mounting, an adapter plate and screws are required.

Video: T-Type Ceiling Mount Usage Instructions. This video demonstrates the steps for installing the projector using a T-Type ceiling mount, including attaching the adapter plate and securing the projector.

5. OPERATING INSTRUCTIONS

5.1 Android TV 11.0 Interface

The projector runs on Android TV 11.0, providing access to a wide range of streaming services and applications via Google Play. It supports DRM L1 certification for high-resolution streaming from platforms like Netflix, Prime Video, and Disney+.



Image: The projector displaying the Android TV 11.0 home screen, featuring popular streaming applications and personalized content suggestions.

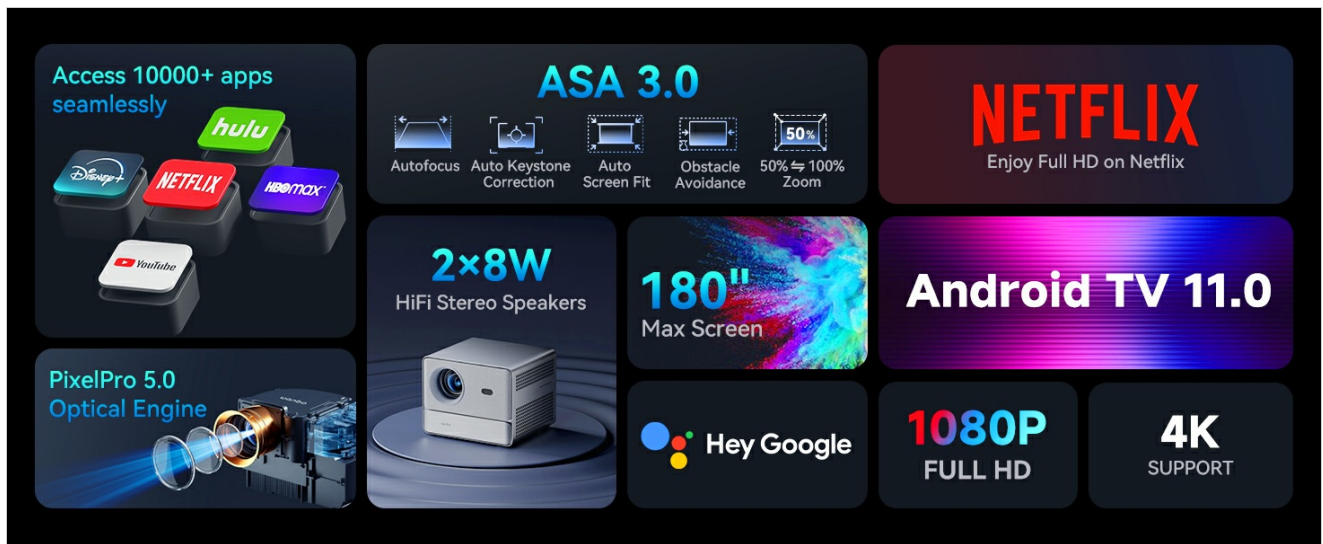


Image: An outdoor scene showing people enjoying projected content from the WANBO Davinci 1 Pro, highlighting its portability and Android TV capabilities.

Utilize Google voice control for convenient navigation and content search. The system also supports multi-account login for personalized user experiences.



Image: A user demonstrating the Google Voice Assistant feature on the remote control, allowing for voice commands to operate the projector.

5.2 Smart AI Picture Adjustment (ASA 3.0)

The projector incorporates WANBO's self-developed ASA 3.0 technology for intelligent image optimization:

- **Auto Focus:** Automatically adjusts the image clarity.
- **Auto Keystone Correction:** Corrects distorted images for a perfect rectangular display.
- **Auto Obstacle Avoidance:** Detects and adjusts the projection area to avoid obstacles.
- **Auto Screen Fit:** Automatically scales the image to fit the screen.

ASA 3.0

All-Scene Smart Algorithm 3.0



Autofocus



Auto Keystone
Correction



Obstacle
Avoidance



Auto
Screen Fit



50% ⇌ 100%
Zoom



Image: A visual representation of the ASA 3.0 All-Scene Smart Algorithm, detailing its capabilities such as autofocus, auto keystone correction, obstacle avoidance, and auto screen fit.

5.3 Audio Features

The Davinci 1 Pro is equipped with dual 16W HiFi stereo speakers, enhanced with Digital Signal Processing (DSP) and a 460CC big sound chamber for immersive audio. It also features Bass Boost for a dynamic sound experience.

16W HiFi Stereo Speaker



16W Speakers

DSP

Digital signal
processing technology



Sound cavity
optimization



16 paragraphs
Equalizer adjustment



Image: An internal diagram highlighting the 16W HiFi Stereo Speakers and sound cavity optimization within the projector, illustrating its audio architecture.

5.4 Connectivity

The projector offers multiple connection methods:

- **Wireless:** 2.4G+5G dual-band WiFi and Bluetooth 5.0. Built-in Chromecast allows for easy screen casting from Android/iOS devices.
- **Wired:** HDMI, USB, and 3.5mm headphone jack for connecting various devices like game consoles, set-top boxes, and external speakers.



Image: A visual representation of the wireless casting feature, showing a smartphone screen mirrored onto the projector via Chromecast. For iOS devices, the 'AirScreen' app is recommended.

6. MAINTENANCE

Regular maintenance ensures optimal performance and longevity of your projector.

- **Cleaning:** Use a soft, dry cloth to clean the exterior. For the lens, use a specialized lens cleaning cloth and solution.
- **Dust Protection:** The Pixelpro 5.0 fully closed optical engine is designed to be dustproof, contributing to a lamp life exceeding 30,000 hours.
- **Storage:** Store the projector in a cool, dry place when not in use for extended periods.



Image: Highlighting the projector's energy efficiency and long lamp life of over 30,000 hours, set against a natural backdrop.

7. TROUBLESHOOTING

If you encounter issues with your projector, refer to the following common problems and solutions:

Problem	Possible Cause	Solution
---------	----------------	----------

Problem	Possible Cause	Solution
No image or distorted image	Incorrect focus/keystone, loose cable, incorrect input source.	Adjust focus/keystone (automatically via ASA 3.0 or manually if needed), check HDMI/USB connections, select correct input source.
No sound	Volume too low, muted, external speaker not connected properly.	Increase volume, unmute, check external speaker connection or switch to internal speakers.
Remote control not responding	Low batteries, not paired, obstruction.	Replace batteries, re-pair the remote via settings, ensure no obstructions between remote and projector.
Cannot connect to Wi-Fi	Incorrect password, out of range, router issue.	Verify Wi-Fi password, move closer to router, restart router.

8. SPECIFICATIONS

Key technical specifications for the WANBO Davinci 1 Pro projector:






Feature	Detail
Model Number	Davinci 1 Pro
Brand	WANBO
Product Dimensions	8.74 x 6.88 x 7.71 inches
Item Weight	6.16 pounds
Operating System	Android TV 11.0 with Google Widevine L1
Native Resolution	1920 x 1080 (1080p)
4K Support	Yes
Brightness	600 ANSI Lumens
Contrast Ratio	2500:1
Speakers	Dual 16W HiFi Stereo Speakers with DSP
Connectivity	2.4G/5G WiFi, Bluetooth 5.0, HDMI, USB
Special Features	Auto Focus, Auto Obstacle Avoidance, Omnidirectional Keystone Correction, Auto Screen Alignment, Google Assistant, Chromecast Built-in
Lamp Life	Exceeds 30,000 hours
Recommended Use	Indoor/Outdoor


9. WARRANTY & SUPPORT

WANBO products are designed for reliability and performance. For specific warranty details and technical support, please refer to the warranty card included with your product or visit the official WANBO support website. Keep your purchase receipt as proof of purchase for warranty claims.

© 2024 WANBO. All rights reserved.

Related Documents - Davinci 1 Pro

	<p>Wanbo Mozart 1 Pro Projector User Manual</p> <p>Comprehensive user manual for the Wanbo Mozart 1 Pro Smart Projector, covering safety precautions, installation, operation, and adjustments. Includes information in English, Czech, Slovak, Hungarian, and German.</p>
	<p>Wanbo T6 Projector User Manual and Safety Guide</p> <p>Comprehensive guide for the Wanbo T6 Projector, covering safety precautions, installation, operation, mobile phone connectivity, technical specifications, cleaning, and warranty information.</p>
	<p>Wanbo Projector X5 Pro User Manual</p> <p>User manual for the Wanbo Projector X5 Pro, providing setup, operation, and safety guidelines for optimal performance.</p>
	<p>Wanbo Projector T4 User Manual</p> <p>Comprehensive user manual for the Wanbo Projector T4, covering setup, operation, safety precautions, and maintenance. Learn how to connect devices, adjust settings, and care for your projector.</p>
	<p>Wanbo X5 Projector User Manual - Setup and Operation Guide</p> <p>Comprehensive user manual for the Wanbo X5 projector, covering setup, operation, maintenance, and safety precautions. Learn how to connect devices, adjust settings, and care for your projector.</p>



Projector X5 Air

Don't Mess it • Assembly manual •
Officially issued • Standard practice • Standard handbook

Wanbo X5 Air Projector User Manual

Comprehensive user manual for the Wanbo X5 Air projector, covering setup, operation, safety precautions, and installation guides. Learn how to connect devices, adjust focus, and ensure optimal performance.

Documents - WANBO – Davinci 1 Pro

Shenzhen wanbo Technology Co., Ltd.

Add: 4th Floor, Building 1, Changqun Phase 2 Industrial Park, Yingsenchi Community,
Shiqin Street, Baimen District, Shenzhen, China

Date: 2024-4-2

FCC ID: 2A7PIWPC24

Dear Sir/Madam,

We, Shenzhen wanbo Technology Co., Ltd. Herby declare the following statement for Federal Communications Commission, PCB board, circuit, structure and internal of these models are the same, (Only model number is different for these models)

Product name: Wanbo Projector
Model no: WPC24, WPD11, Dali 1, WPL11, EVA, WPC21, V1, DaVinci 1, WPC24, DaVinci 1 Pro, WPA31, WPA34


Sincerely,


Name/Title: Yufeng Yu/Project Manager
Company: Shenzhen wanbo Technology Co., Ltd.
Address: 4th Floor, Building 1, Changqun Phase 2 Industrial Park, Yingsenchi Community, Shiqin Street, Baimen District, Shenzhen, China
Phone: 86 (755) 30530366
Fax: N/A
E-Mail: yu@wanbo.net

Shenzhen wanbo Technology Co., Ltd. Declaration of Model Differences - Wanbo Projector

Declaration letter from Shenzhen wanbo Technology Co., Ltd. confirming that various Wanbo Projector models share the same PCB board, circuit, structure, and internal components, with only model numbers differing. Includes FCC ID 2A7PIWPC24.

lang:tl score:27 filesize: 69.64 K page_count: 1 document date: 2024-04-02



Report No.: TZ240105306-BLE

FCC TEST REPORT

Test report
On Behalf of
Shenzhen wanbo Technology Co., Ltd.
For
Wanbo Projector
Model No: WPC24, WPD11, Dali 1, WPL11, EVA, WPC21, V1, DaVinci 1, WPC24, DaVinci 1 Pro, WPA31, WPA34
FCC ID: 2A7PIWPC24

Prepared for : Shenzhen wanbo Technology Co., Ltd.
4th Floor, Building 1, Changqun Phase 2 Industrial Park, Yingsenchi Community,
Shiqin Street, Baimen District, Shenzhen, China

Prepared By : Shenzhen Tongshu Testing Co., Ltd.
8th Floor, Building 5, Naomei High-tech Park I, Huixing Road 387, Daxing Street,
Longhua, Shenzhen, China

Date of Test: Jan-11,2024 - Jan-30,2024
Date of Report: Jan-31,2024
Report Number: TZ240105306-BLE

The test report apply only to the specific sample(s) tested under stated test conditions.
It is not permitted to copy contents of these test result without the written permission of the test laboratory.


Page 1 of 32

[pdf] Test Report

EMC BLE Test Report Shenzhen wanbo Technology Co Ltd WPC24 Wanbo Projector 2A7PIWPC24 wpc24

Report No.: TZ240105306-BLE FCC TEST REPORT Test report On Behalf of Shenzhen wanbo Technology Co., Ltd. For Wanbo Projector Model No: WPC24, WPD11, Dali 1, WPL11, EVA, WPC21, V1, DaVinci 1, WPC24, DaVinci 1 Pro, WPA31, WPA34 FCC ID: 2A7PIWPC24 Prepared for : Shenzhen wanbo Technology Co., Ltd. 4...

lang:en score:25 filesize: 791.88 K page_count: 33 document date: 2024-03-28




[\[pdf\]](#) Test Report

EMC WiFi2G4 Test Report Shenzhen wanbo Technology Co Ltd WPC24 Wanbo Projector
2A7PIWPC24 wpc24

Report No.: TZZ40105306-WIFI2G4 FCC TEST REPORT Test report On Behalf of Shenzhen wanbo Technology Co., Ltd. For Wanbo Projector Model No.: WPC24, WPD11, Dali 1, WPL11, EVA, WPC21, V1, DaVinci 1, WPC24, DaVinci 1 Pro, WPA31, WPA34 FCC ID: 2A7PIWPC24 Prepared for : Shenzhen wanbo Technology Co., Lt...

lang:en score:24 filesize: 1.09 M page_count: 39 document date: 2024-03-28



[\[pdf\]](#) Test Report

EMC NII 3 Test Report Shenzhen wanbo Technology Co Ltd WPC24 Wanbo Projector 2A7PIWPC24
wpc24

Report No.: TZZ40105306-NII-3 FCC TEST REPORT Test report On Behalf of Shenzhen wanbo Technology Co., Ltd. For Wanbo Projector Model No.:WPC24, WPD11, Dali 1, WPL11, EVA, WPC21, V1, DaVinci 1, WPC24, DaVinci 1 Pro, WPA31, WPA34 FCC ID: 2A7PIWPC24 Prepared for : Shenzhen wanbo Technology Co., Ltd. 4...

lang:en score:24 filesize: 1.04 M page_count: 40 document date: 2024-03-28



[\[pdf\]](#) Test Report

EMC BT Test Report Shenzhen wanbo Technology Co Ltd WPC24 2A7PIWPC24 wpc24

Report No.: TZZ40105306-BT FCC TEST REPORT Test report On Behalf of Shenzhen wanbo Technology Co., Ltd. For Wanbo Projector Model No.: WPC24, WPD11, Dali 1, WPL11, EVA, WPC21, V1, DaVinci 1, WPC24, DaVinci 1 Pro, WPA31, WPA34 FCC ID: 2A7PIWPC24 Prepared for : Shenzhen wanbo Technology Co., Ltd. 4...

lang:en score:23 filesize: 917.41 K page_count: 36 document date: 2024-03-28

