

Drsaec I52

Drsaec Wireless Earbuds I52 User Manual

Model: I52

1. INTRODUCTION

This manual provides detailed instructions for the Drsaec Wireless Earbuds, Model I52. Please read this manual thoroughly before using the product to ensure proper operation and to maximize its lifespan. These earbuds feature Bluetooth 5.4 connectivity, clear call technology with four ENC noise-canceling microphones, up to 50 hours of total playback time with the charging case, IP7 waterproof rating, and intuitive touch controls.



2. WHAT'S IN THE BOX

- 2x Wireless Earbuds (Left and Right)
- 1x Lightweight Charging Case
- 1x USB-C Charging Cable
- 1x User Instructions Manual

3. PRODUCT OVERVIEW

3.1 Key Features

- **Bluetooth 5.4 Technology:** Provides enhanced transmission speed and stable connectivity.
- **Clear Call with 4 ENC Mics:** Four Environmental Noise Cancelling microphones ensure clear voice pickup during calls.
- **Extended Playback:** Up to 8 hours on a single charge, with a total of 50 hours using the charging case.
- **Dual LED Display:** Real-time battery status for both earbuds and the charging case.
- **IP7 Waterproof:** Protection against sweat and rain.
- **Smart Touch Control:** Intuitive touch sensors for managing audio and calls.
- **Ergonomic Design:** Comfortable and secure fit for various activities.

3.2 Components

ONE-STEP PAIRING

Automatically connect after opening the charging case



Open

Auto power on and connect



Close

Auto disconnect and power off



SMART TOUCH CONTROL



Siri



Answer



Volume +



Next



On/off



Reject



Hang Up



Volume -



Previous



Play/Pause



Image 3.1: Overview of the earbuds and charging case, highlighting automatic pairing and touch control areas.

- **Earbuds:** Left and Right earbuds with touch control sensors and microphones.
- **Charging Case:** Portable case for charging and storing earbuds, featuring a digital LED display for battery levels and a USB-C charging port.

4. SETUP

4.1 Charging the Earbuds and Case

Before first use, fully charge the earbuds and the charging case. Connect the provided USB-C cable to the charging case and a power source. The LED display on the case will show the charging status. The earbuds will charge automatically when placed inside the case.



Image 4.1: The charging case with earbuds inserted, showing the digital LED display indicating battery percentages for the case and individual earbuds.

- A full charge for the earbuds takes approximately 1 hour.
- A full charge for the charging case takes approximately 1 hour.
- The charging case provides multiple charges for the earbuds, extending total playback time to 50 hours.

4.2 First-Time Pairing

1. Ensure the earbuds are charged.
2. Open the charging case. The earbuds will automatically power on and enter pairing mode.
3. On your device (smartphone, tablet, etc.), enable Bluetooth.
4. Search for available Bluetooth devices and select "I52" from the list.
5. Once connected, a voice prompt will confirm successful pairing.

4.3 Automatic Reconnection

After the initial pairing, the earbuds will automatically connect to the last paired device when you open the charging case, provided Bluetooth is enabled on your device and it is within range.

5. OPERATING INSTRUCTIONS

5.1 Touch Controls

The earbuds feature touch-sensitive areas for controlling various functions. Refer to the diagram below for specific actions:



Image 5.1: Visual guide to the touch control functions on the earbuds, including play/pause, volume, track skipping, call management, and voice assistant activation.

Action	Left Earbud (L)	Right Earbud (R)
Play/Pause	Double Tap (L/R)	

Action	Left Earbud (L)	Right Earbud (R)
Volume Up		Click once (R)
Volume Down	Click once (L)	
Next Song		Long Tap 2s (R)
Previous Song	Long Tap 2s (L)	
Answer Call	Click once (L/R)	
Hang Up Call	Long Tap 2s (L/R)	
Reject Call	Triple Hit (L/R)	
Activate Voice Assistant (Siri/Google Assistant)	Triple Hit (L/R)	

5.2 Single Earbud Mode

Either earbud can be used independently. Simply take one earbud out of the charging case, and it will automatically connect to your device if it has been previously paired. The other earbud can remain in the case or be used later for stereo mode.

6. MAINTENANCE

6.1 Cleaning

- Regularly clean the earbuds and charging case with a soft, dry, lint-free cloth.
- Do not use abrasive cleaners, solvents, or aerosol sprays.
- Ensure charging contacts on both earbuds and case are clean and free of debris for optimal charging.

6.2 Water Resistance (IP7)

The earbuds are rated IP7 waterproof, meaning they are protected against temporary immersion in water up to 1 meter for 30 minutes. This makes them suitable for workouts and use in light rain. However, they are not designed for swimming or prolonged water exposure. The charging case is not waterproof.



Image 6.1: A close-up view of an earbud, illustrating its IP-X7 waterproof capability against splashes and raindrops.

7. TROUBLESHOOTING

- **Earbuds not pairing:** Ensure both earbuds are charged. Place them back in the case, close the lid, then open it again to re-enter pairing mode. Check your device's Bluetooth settings and try reconnecting.
- **Only one earbud working:** Place both earbuds back into the charging case, close the lid, and then open it again. This should reset the connection and allow them to pair with each other. If the issue persists, try resetting the earbuds (refer to manufacturer's specific reset instructions if available, or try

forgetting the device on your phone and re-pairing).

- **Earbuds not charging:** Ensure the charging cable is securely connected to both the case and the power source. Check that the charging contacts on the earbuds and inside the case are clean and free of obstructions.
- **Low volume or poor sound quality:** Adjust the volume on both your device and the earbuds. Ensure the earbuds are properly seated in your ears. Clean any earwax or debris from the earbud speakers.
- **Connectivity issues:** Ensure your device is within the Bluetooth range (up to 15 meters). Avoid obstacles between your device and the earbuds. Try disconnecting and reconnecting the Bluetooth connection on your device.

8. SPECIFICATIONS

Feature	Detail
Model Name	I52
Connectivity Technology	Wireless (Bluetooth)
Wireless Communication Technology	Bluetooth 5.4
Bluetooth Range	15 Meters
Battery Life (Earbuds)	8 Hours (single charge)
Total Playback Time (with case)	Up to 50 Hours
Charging Port	USB-C
Water Resistance Level	IP7 Waterproof
Control Type	Touch Control
Microphones	4 ENC Noise Cancelling Mics
Audio Driver Type	Dynamic Driver
Audio Driver Size	13 Millimeters
Earbud Weight	Approximately 3g per earbud
Product Dimensions	1.18 x 1.18 x 1.57 inches (Charging Case)
Material	Plastic

9. SAFETY INFORMATION

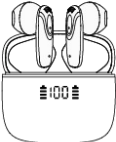
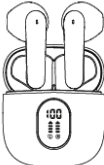

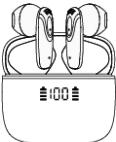

- Do not disassemble, hit, or burn the device.
- Avoid exposing the device to extreme temperatures.
- Keep out of reach of children.
- Dispose of batteries and electronic components responsibly according to local regulations.
- Prolonged exposure to loud sound may cause hearing damage. Adjust volume to a safe level.

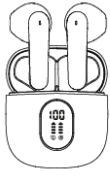
10. WARRANTY AND SUPPORT

For warranty information and customer support, please refer to the documentation included with your purchase or contact Drsaec customer service through the retailer where the product was purchased.

© 2024 Drsaec. All rights reserved.

Related Documents - I52

 User Guide for T19	<p>T19 Wireless Earbuds User Guide</p> <p>Comprehensive user guide for the Drsaec T19 Wireless Earbuds, covering product specifications, pairing, functions, charging, storage, maintenance, and troubleshooting. Features Bluetooth 5.3, noise cancelling, and IP7 water resistance.</p>
 User Guide for I52 True Wireless Stereo Earphones	<p>I52 True Wireless Stereo Earphones User Guide</p> <p>User guide for the I52 True Wireless Stereo Earphones, covering product specifications, pairing, functions, charging, maintenance, and FAQs.</p>
 User Guide for I52 True Wireless Stereo Earphones	<p>User Guide for I52 True Wireless Stereo Earphones</p> <p>This user guide provides instructions and specifications for the I52 True Wireless Stereo Earphones, covering pairing, functions, charging, storage, and troubleshooting.</p>
 User Guide for T19	<p>T19 Wireless Earbuds User Guide</p> <p>Comprehensive user guide for the Drsaec T19 Wireless Earbuds, covering product specifications, pairing, functions, charging, storage, maintenance, and troubleshooting. Features Bluetooth 5.3, noise cancelling, and IP7 water resistance.</p>
 User Guide for I52 True Wireless Stereo Earphones	<p>I52 True Wireless Stereo Earphones User Guide</p> <p>User guide for the I52 True Wireless Stereo Earphones, covering product specifications, pairing, functions, charging, maintenance, and FAQs.</p>



User Guide for I52
True Wireless Stereo Earphones

[User Guide for I52 True Wireless Stereo Earphones](#)

This user guide provides instructions and specifications for the I52 True Wireless Stereo Earphones, covering pairing, functions, charging, storage, and troubleshooting.