

iKF iKF-R1

iKF-R1 Retro Bluetooth Headphones User Manual

Model: iKF-R1

INTRODUCTION

This manual provides comprehensive instructions for the setup, operation, and maintenance of your iKF-R1 Retro Bluetooth Headphones. Please read this manual thoroughly before using the product to ensure optimal performance and longevity.

PACKAGE CONTENTS

The iKF-R1 Retro Bluetooth Headphones package includes the following items:

- iKF-R1 Retro Bluetooth Headphones
- USB Charging Cable
- User Manual
- Exquisite Packaging Box

PRODUCT OVERVIEW

Familiarize yourself with the headphone components and controls for efficient operation.

Transparency Mode

Transparency Mode provides better safety and convenience as you can enjoy your music while hearing the sounds of your surroundings without having to remove your headphones.



Image: Headphone Controls Diagram

This diagram illustrates the location and function of the power and volume buttons on the iKF-R1 headphones. The power button controls power on/off, play/pause, call management, and mode switching (transparent, low latency). The volume buttons control volume adjustment and track navigation.

SETUP

1. Power On and Bluetooth Connection

To power on the headphones, long press the power button for approximately 3 seconds until you hear an audible prompt indicating the device is turned on. Once powered on, the headphones will enter pairing mode. Open the Bluetooth settings on your mobile phone or device, search for "iKF-R1" in the list of available devices, and tap to connect. A successful connection will be indicated by an audible prompt.

Your browser does not support the video tag.

Video: Power On and Bluetooth Connection

This video demonstrates how to power on the iKF-R1 headphones by long-pressing the power button for 3 seconds. It also shows the process of connecting the headphones via Bluetooth to a mobile phone by searching for "iKF-R1" in the Bluetooth settings.

The iKF-R1 headphones support multipoint connection, allowing you to connect to two Bluetooth devices simultaneously. This enables seamless switching between devices, for example, from a laptop to a smartphone for incoming calls.

Multi-point Connection & Wildly Compatibility

Support to connect with two bluetooth device, let you won't miss any incoming calls while watching a movie on your tablet.



Image: Multipoint Connection

This image shows the iKF-R1 headphones connected to both a laptop and a smartphone, illustrating the multipoint connection feature that allows seamless switching between devices.

OPERATING INSTRUCTIONS

1. Media Functions

- **Play/Pause:** Tap the power button once.
- **Volume Up:** Press the "+" button.
- **Volume Down:** Press the "-" button.

- **Next Track:** Long press the "+" button.
- **Previous Track:** Long press the "-" button.

2. Call Functions

- **Answer/Hang Up Call:** Tap the power button once.
- **Reject Incoming Call:** Long press the power button.

3. Transparency Mode

Transparency Mode allows you to hear your surroundings while listening to audio, enhancing situational awareness.

- **Activate/Deactivate:** Double-tap the power button. You will hear a beep twice when activated and once when deactivated.

Transparency Mode

In transparency mode, you can wear the headset and stay connected to your environment so no ambient message will be missed while you can enjoy your music in a natural way.



Image: Transparency Mode in Use

This image depicts a user wearing the iKF-R1 headphones, highlighting the transparency mode feature that enables awareness of ambient sounds.

4. Game Mode (Low Latency)

Game Mode reduces audio latency to 38ms, providing a more synchronized audio-visual experience for gaming or video playback.

- **Activate/Deactivate:** Triple-tap the power button. You will hear three beeps when activated and one beep when deactivated.

5. iKF Exclusive App Features

Enhance your listening experience with the iKF exclusive app. The app allows for custom equalization, white noise selection, and mode switching.

Bluetooth 5.4 Enhanced Connectivity

Equipped with the latest Bluetooth 5.4, it offers faster data transfer speeds and a wider range than previous versions.

Bluetooth 5.4

96 Mbit/s

Bluetooth 5.0

48 Mbit/s

*The data is obtained from official testing and is for reference only




Image: iKF App Interface

This image displays various features of the iKF exclusive app, including custom equalizer adjustments, white noise sound options, and different mode selections for the headphones.

MAINTENANCE

Proper maintenance ensures the longevity and optimal performance of your iKF-R1 headphones.

- **Cleaning:** Use a soft, dry cloth to clean the headphones. Avoid using abrasive materials or harsh chemicals.
- **Storage:** Store the headphones in a cool, dry place away from direct sunlight and extreme temperatures.
- **Charging:** Use the provided USB charging cable. Do not use damaged cables or chargers.
- **Water Resistance:** The headphones are waterproof. However, avoid prolonged submersion in water. Ensure the charging port is completely dry before charging to prevent damage.

TROUBLESHOOTING

If you encounter any issues with your iKF-R1 headphones, refer to the following troubleshooting guide:

| Problem | Solution |
|-------------------------------|---|
| Headphones do not power on. | Ensure the headphones are sufficiently charged. Long press the power button for 3 seconds. |
| Cannot connect via Bluetooth. | Ensure Bluetooth is enabled on your device. Make sure the headphones are in pairing mode (indicated by a flashing light). Forget the device on your phone and try pairing again. Ensure headphones are charged. |
| No sound or low volume. | Check headphone and connected device volume levels. Ensure headphones are properly connected. Try restarting both devices. |
| Intermittent connection. | Ensure no physical obstacles are between the headphones and the connected device. Move closer to the device. Avoid strong electromagnetic interference. |

SPECIFICATIONS


Detailed technical specifications for the iKF-R1 Retro Bluetooth Headphones:






| Feature | Detail |
|-------------------------|--|
| Model Name | iKF-R1 |
| Connectivity Technology | Wireless (Bluetooth 5.4) |
| Bluetooth Range | 15 Meters |
| Audio Driver Type | Dynamic Driver |
| Audio Driver Size | 30 Millimeters |
| Battery Life | Up to 60 Hours |
| Charging Time | Approximately 1.99 Hours |
| Weight | 93 Grams (3.28 ounces) |
| Water Resistance Level | Waterproof |
| Control Type | APP, Button, Touch |
| Special Features | Lightweight, Retro Design, Hi-Fi Sound, Custom EQ via App, Multipoint Connection, Transparency Mode, Low Latency Game Mode |

WARRANTY AND SUPPORT

For detailed warranty information and customer support, please refer to the product packaging or visit the official iKF website. It is recommended to keep your purchase receipt for any warranty claims. For further assistance, you may contact iKF customer service through their official channels.

Related Documents - iKF-R1

| | |
|---|---|
|  | <p>iKF T3 Headphones: Features and Operation</p> <p>Comprehensive user manual for the iKF T3 Hybrid Active Noise Cancelling Headphones. Learn about features like ANC, Hi-Fi/Pop-Rock/Game modes, Bluetooth pairing, app integration, charging, and button controls for this over-ear wireless headset.</p> |
|---|---|

| | |
|---|--|
|  | <p><u>iKF R1 Wireless Headphones User Manual</u></p> <p>This document provides instructions and specifications for the iKF R1 Wireless Retro Headphones, including features like game mode, transparent mode, Bluetooth pairing, and app integration.</p> |
|  | <p><u>iKF Solo Smart Wireless Noise Cancelling Headphones User Manual</u></p> <p>Comprehensive guide for the iKF Solo smart wireless noise cancelling headphones, detailing features such as transparency mode, movie and game modes, Bluetooth pairing, button controls, noise cancellation options, charging, and after-sales service. Includes technical specifications and troubleshooting tips.</p> |
|  | <p><u>iKF R2 Wireless Bluetooth Headphones User Manual & Guide</u></p> <p>Comprehensive guide for iKF R2 wireless Bluetooth headphones, covering setup, features, app usage, button controls, and support. Learn how to connect, charge, and use your iKF R2 headphones.</p> |
|  | <p><u>iKF-Solo Wireless Headphones User Manual</u></p> <p>Official user manual for the iKF-Solo Wireless Headphones, covering setup, usage, features, specifications, troubleshooting, and warranty information.</p> |
|  | <p><u>iKF-King Pro Wireless Headset User Manual</u></p> <p>User manual for the iKF-King Pro wireless headset, covering setup, usage, features, specifications, troubleshooting, and warranty information.</p> |