

Manuals+

[Q & A](#) | [Deep Search](#) | [Upload](#)

manuals.plus /

- › [PAWGETHER](#) /
- › [PAWGETHER® Pet Feeder Dual Bowl Accessory Instruction Manual](#)

PAWGETHER Dual Bowl Accessory (F2/F2S Compatible)

PAWGETHER® Pet Feeder Dual Bowl Accessory Instruction Manual

MODEL: DUAL BOWL ACCESSORY (COMPATIBLE WITH F2/F2S FEEDERS)

Brand: PAWGETHER

Introduction

This manual provides instructions for the PAWGETHER® Dual Bowl Accessory, designed to enhance your PAWGETHER F2 or F2S Automatic Pet Feeder. This accessory allows for simultaneous feeding of two pets, ensuring even food distribution.

Compatibility

The PAWGETHER® Dual Bowl Accessory is specifically designed for use with PAWGETHER Automatic Pet Feeder models F2 and F2S. It is not suitable for pet feeders from other brands.

COMPATIBILITY

Compatible with PAWGETHER automatic pet feeders

FRESH 2S



FRESH 2



A visual guide confirming compatibility with PAWGETHER FRESH 2S and FRESH 2 automatic pet feeders.

Package Contents

- 1 x Dual Bowl Holder
- 2 x Stainless Steel Pet Bowls

(Note: The automatic pet feeder is not included with this accessory.)

304 STAINLESS STEEL BOWL

Easy to clean and resistant to rust and corrosion



A close-up view highlighting the premium food-grade 304 stainless steel material of the bowls, emphasizing durability and rust resistance.

Installation Guide

1. **Step 1:** Lift the base of your PAWGETHER F2 or F2S Automatic Pet Feeder up.
2. **Step 2:** Snap the dual bowl holder into the recessed slot located underneath the feeder's food outlet. Ensure it clicks securely into place.

HOW TO INSTALL

STEP1

Lift the base of the feeder up

STEP2

Snap the removable bowl into the recessed slot underneath the feeder's food outlet.



NOTE:
THE AUTOMATIC PET FEEDER IS NOT INCLUDED

A clear visual guide detailing the two simple steps for installing the dual bowl accessory onto your PAWGETHER feeder.

This video demonstrates the setup and basic operation of the PAWGETHER FRESH 2 Automatic Pet Feeder, including connecting the power and setting feeding schedules. The dual bowl accessory attaches to the base shown in this video.

Operating with the Dual Bowl Accessory

Once installed, the dual bowl accessory works seamlessly with your PAWGETHER F2 or F2S Automatic Pet Feeder. The feeder will dispense food evenly into both stainless steel bowls, allowing two pets to eat simultaneously without competition.

EVENLY DISTRIBUTED

This dual bowl accessories dispense food evenly between both bowls



This image demonstrates the even food distribution provided by the dual bowl accessory when connected to the feeder.

This video showcases the PAWGETHER Automatic Pet Feeder's app control features, including remote feeding and scheduling, which are compatible with the dual bowl accessory.

A short preview demonstrating the PAWGETHER Timed Cat Food Dispenser's ability to dispense various food types up to 20mm, which is relevant for the dual bowl accessory's function.

Cleaning and Care

Maintaining the cleanliness of your dual bowl accessory is simple. The stainless steel bowls are detachable and dishwasher-safe, ensuring hygienic feeding for your pets.

- **Detaching Bowls:** Gently lift the stainless steel bowls from the dual bowl holder.
- **Cleaning:** Wash the stainless steel bowls by hand with mild soap and water, or place them in the dishwasher for thorough cleaning. The plastic dual bowl holder can be wiped clean with a damp cloth.

EASY TO DETACH & CLEAN

The bowls are removable for cleaning, just rinses and wipes clean in seconds



Easy to detach



Easy to clean

This image illustrates the ease of detaching and cleaning the stainless steel bowls, which can be rinsed or washed.

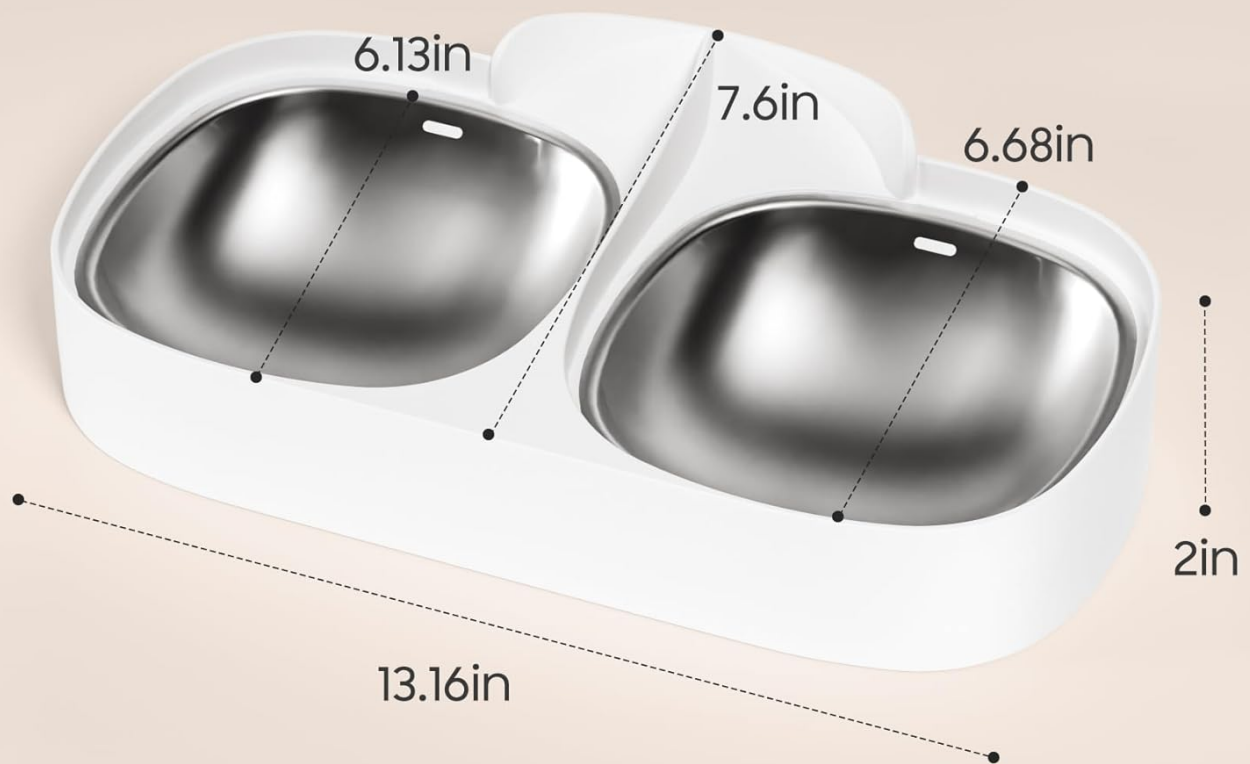


The stainless steel bowls are dishwasher safe, simplifying the cleaning process.

Product Specifications

Feature	Detail
Material	Stainless Steel, Acrylonitrile Butadiene Styrene (ABS)
Item Weight	1.08 pounds (0.49 Kilograms)
Product Dimensions	13.76 x 7.07 x 1.81 inches
Care Instructions	Dishwasher Safe (Stainless Steel Bowls Only)
Compatibility	PAWGETHER Automatic Pet Feeder F2, F2S

ITEM DIMENSION



Detailed dimensions of the dual bowl accessory, including bowl diameters and overall length.

Troubleshooting

For issues related to food dispensing, power, or app connectivity, please refer to the instruction manual provided with your main PAWGETHER Automatic Pet Feeder (models F2 or F2S). The dual bowl accessory itself has no electronic components and primarily functions as a food splitter and holder.






If food is not distributing evenly, ensure the dual bowl holder is correctly snapped into place and that the feeder's dispensing mechanism is clear of obstructions.

Warranty and Support

This product comes with a 12-month warranty.

For product support or warranty claims, please contact PAWGETHER® directly via email at support@pawgethersmart.com. You can also visit the official PAWGETHER® store on Amazon for more information and FAQs.

Related Documents - Dual Bowl Accessory (F2/F2S Compatible)

	<p>PawGether FRESH 2s Smart Pet Feeder: Instruction Manual</p> <p>Comprehensive instruction manual for the PawGether FRESH 2s Smart Pet Feeder, covering setup, operation, cleaning, troubleshooting, and warranty information.</p>
	<p>PAWGETHER Comfy Smart 1 Smart Cat Litter Box Instruction Manual</p> <p>This instruction manual provides comprehensive guidance for the PAWGETHER Comfy Smart 1 Smart Cat Litter Box, covering setup, operation, cleaning, troubleshooting, and app connectivity for optimal pet care.</p>
	<p>Pawgether Smart Litter Box User Manual</p> <p>Comprehensive user manual for the Pawgether Smart Litter Box, covering product features, setup instructions, operation, app connectivity, troubleshooting, and specifications.</p>
	<p>Balimo Automatic Pet Feeder User Manual</p> <p>User manual for the Balimo Automatic Pet Feeder, detailing setup, operation, and troubleshooting for feeding pets with a 4L capacity, timer, voice recording, and stainless steel bowl.</p>
	<p>Puppy Kitty Automatic Cat Food Dispenser User Manual</p> <p>Comprehensive user manual for the Puppy Kitty Automatic Cat Food Dispenser with HD Camera, 2.4G Wi-Fi, app control, video, and night vision. Includes setup, operation, and troubleshooting.</p>