

Manuals+

[Q & A](#) | [Deep Search](#) | [Upload](#)

manuals.plus /

- › [WEILAILIFE](#) /
- › [WEILAILIFE 5MP Outdoor Wireless Security Camera System User Manual](#)

WEILAILIFE CSWL-07SW5MP03-4ch+15.6B+2.5"1TB-BW

WEILAILIFE 5MP Outdoor Wireless Security Camera System User Manual

Model: CSWL-07SW5MP03-4ch+15.6B+2.5"1TB-BW

Brand: WEILAILIFE

INTRODUCTION

This user manual provides comprehensive instructions for the WEILAILIFE 5MP Outdoor Wireless Security Camera System. This all-in-one surveillance solution is designed for easy setup and reliable monitoring of your property, offering high-definition video, two-way audio, and smart detection features. Please read this manual thoroughly before installation and operation to ensure optimal performance and safety.

WHAT'S IN THE BOX

Verify that all components are present in your package:

- Monitor 10-Channel 5.0MP Wireless NVR with 1TB Hard Drive X 1
- 5.0MP PIR Wireless Security Camera X 4
- Antenna for Camera X 8
- 10FT Cable Power Supply for Camera X 4
- 3FT Cable Power Supply for NVR X 1



Figure 1: Overview of the WEILAILIFE 5MP Outdoor Wireless Security Camera System, including the 16-inch monitor, four cameras, and accessories.

KEY FEATURES

- **All-in-One Monitor System:** Features an upgraded 16-inch Full HD IPS display (1280x800 resolution) for crystal-clear live footage.
- **130° Wide-angle Lens:** Provides extensive coverage, minimizing blind spots with a multi-layer optical wide-angle lens.
- **2-Way Audio:** Equipped with noise-canceling microphones and speakers for clear real-time communication.
- **Dual Antenna Enhanced:** Offers 40% stronger wireless signal transmission up to 150 feet.
- **5MP Super CMOS Sensor:** Delivers stunning 1944P resolution for smooth, crystal-clear video quality.
- **No Monthly Fee App:** Remote viewing via the free "HonestView" app on smartphones, PCs, or tablets.
- **90ft Super Night Vision:** Enhanced IR LEDs capture clear details in complete darkness.
- **IP66 Waterproof:** Built for outdoor use, ensuring reliable performance in various weather conditions.
- **H.265+ Technology:** Provides clearer video while saving storage space.

- **Expandable System:** Supports up to 10 channels for additional cameras.

SETUP GUIDE

1. Initial System Setup

The WEILAILIFE system is designed for plug-and-play convenience. No complex network configuration is required for initial setup.

1. **Connect the NVR:** Plug the 3FT power supply cable into the NVR (Network Video Recorder) and then into a power outlet.
2. **Power On:** The NVR will automatically power on and the integrated 16-inch monitor will display the live camera feeds.



Figure 2: The system features auto-pairing for true plug-and-play functionality, requiring no network cables between the NVR and cameras.

2. Camera Installation

The wireless cameras are pre-paired with the NVR. Install them in desired locations, ensuring they are within range of the NVR's enhanced dual antennas for optimal signal strength.

1. **Mounting:** Use the provided screws and anchors to securely mount each camera to a wall or ceiling. Ensure the camera is positioned to cover the desired surveillance area.
2. **Power Connection:** Connect the 10FT power supply cable to each camera and plug it into a power outlet.
3. **Antenna Attachment:** Attach the two antennas to each camera for improved wireless transmission.

16" All In One Monitor

Easy Installation, Plug & Play



Figure 3: The 16-inch all-in-one monitor simplifies installation, allowing for direct viewing of camera feeds.

3. App Download and Remote Access

For remote viewing and advanced features, download the free "HonestView" app.

1. **Download App:** Search for "HonestView" in your smartphone's App Store (iOS & Android) or access it via PC/tablet.
2. **Account Creation:** Follow the in-app instructions to create an account.
3. **Add Device:** Scan the QR code on your NVR or manually enter the device ID to add your security system to the app.
4. **Network Connection:** Ensure your NVR is connected to the internet (via Ethernet cable) for remote access functionality.

OPERATING INSTRUCTIONS

1. Live View and Monitoring

View live footage directly on the 16-inch NVR monitor or remotely via the "HonestView" app.

All-in-One Monitor System

16" IPS
1280x800 HD Monitor

Speaker
Built-in

10
Channels

Local
Storage

0
Monthly Fees

H.265+
Technology



Figure 4: The 16-inch IPS HD monitor provides an ultra-clear visual experience for monitoring.

Monitor Property Anytime Anywhere

View surveillance footage on multiple devices, including TV, smartphone, tablet, and computer.



Figure 5: View surveillance footage on multiple devices, including TV, smartphone, tablet, and computer.

2. Two-Way Audio Communication

Utilize the built-in microphones and speakers on the cameras for two-way communication.

- **Via NVR:** Access the audio function through the NVR's interface.
- **Via App:** In the "HonestView" app, select the camera and tap the microphone icon to speak.

Two Way Talk



Figure 6: The two-way audio feature allows for clear communication through the camera system.

Two-Way Audio

Talk with anyone through the NVR monitor or APP anywhere.




Figure 7: Talk with anyone through the NVR monitor or app anywhere.

3. Motion Detection and Alerts

The system is equipped with PIR motion detection to alert you of activity.

- **Alert Types:** Receive notifications via app push, email, or an audible buzzer.
- **Customization:** Configure motion detection zones and sensitivity settings within the NVR or app interface to reduce false alarms.



Figure 8: The system utilizes PIR motion detection to accurately identify human and vehicle movement.

Motion Detection & Alerts

Notifies you via app or email of any motion, never miss a detail.



Figure 9: Motion detection and alerts notify you via app or email of any motion, ensuring you never miss a detail.

4. Night Vision

The cameras provide clear night vision up to 90 feet using enhanced infrared LEDs.

Night Vision



Figure 10: The cameras offer 90ft night vision with 3pcs enhanced IR LEDs for clear monitoring in low light.

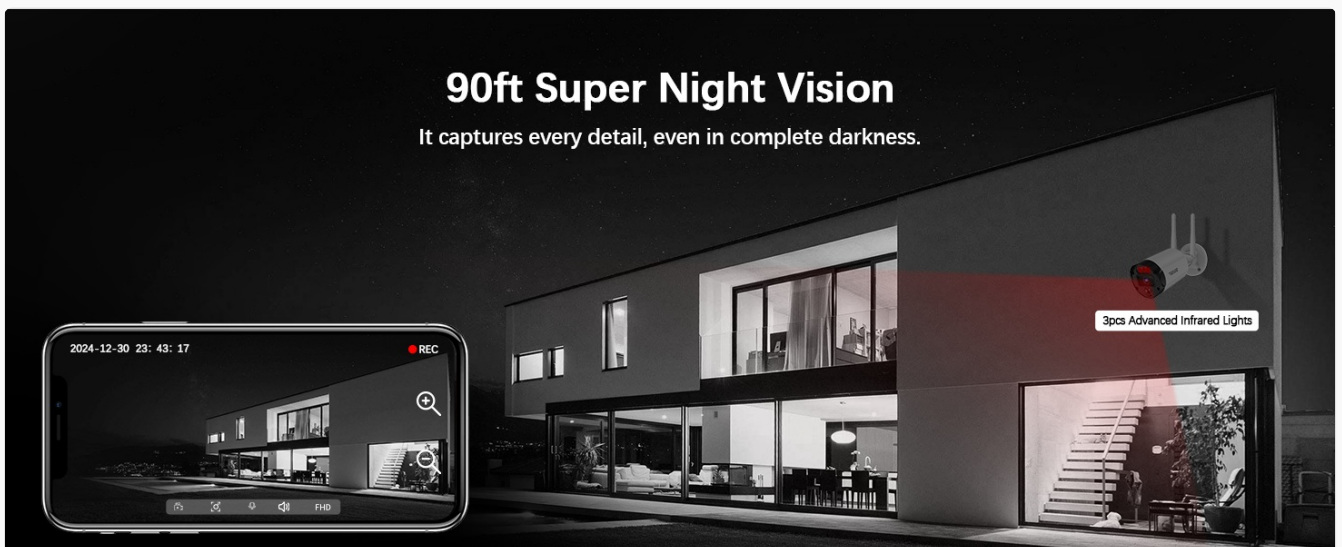


Figure 11: 90ft Super Night Vision captures every detail, even in complete darkness.

5. Video Playback and Storage

Review recorded footage from the 1TB hard drive or cloud storage.

- **Local Storage:** The NVR includes a 1TB hard drive for continuous recording.
- **Cloud Storage:** Optional cloud storage is available for additional backup and accessibility.
- **Micro SD:** Supports Micro SD cards up to 256GB for additional storage.
- **H.265+ Technology:** Efficient video compression saves storage space while maintaining video quality.

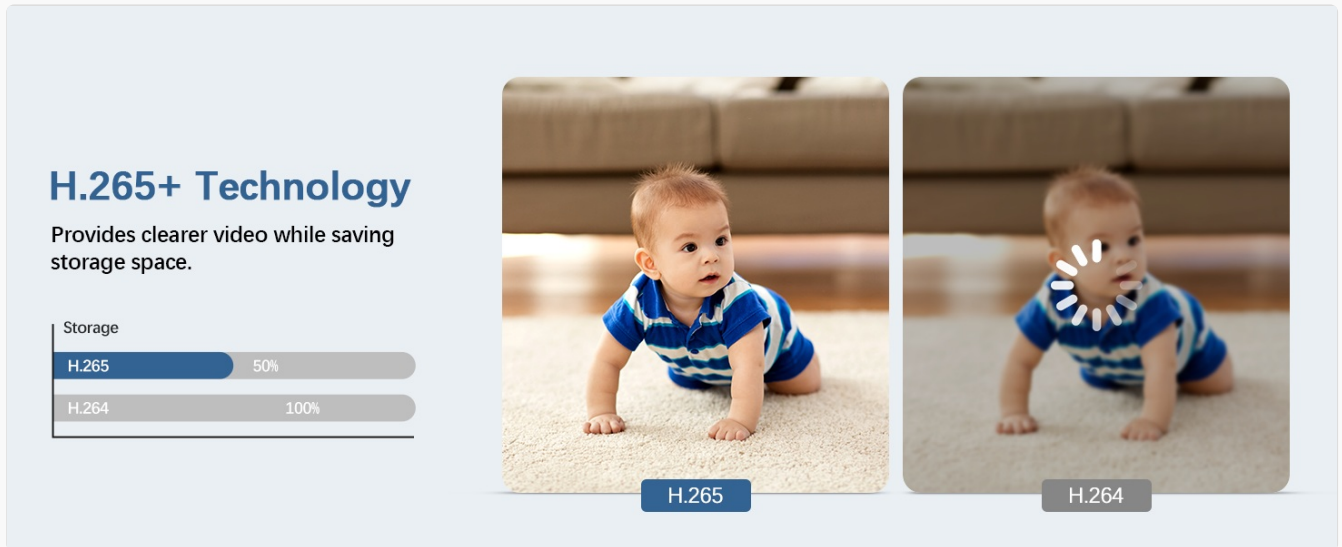


Figure 12: H.265+ Technology provides clearer video while saving storage space.



Figure 13: The system supports 24/7 nonstop recording with options for cloud, 1TB HDD, and Micro SD storage.

6. Privacy Protection

Configure privacy zones to automatically blur designated areas within the camera's view.

Personal Privacy Protection

This camera offers privacy protection with customizable zones that automatically blur designated areas.



Figure 14: This camera offers privacy protection with customizable zones that automatically blur designated areas.

7. Expandability

The NVR supports up to 10 channels, allowing you to add more WEILAILIFE cameras to expand your surveillance coverage.

Expandable 10CH Wireless Camera System



Figure 15: The system is expandable to 10 channels, allowing for comprehensive home coverage.

8. AI WDR Function

WDR (Wide Dynamic Range) enhances image clarity by balancing bright and dark areas in surveillance footage, ensuring optimal visibility in challenging lighting conditions.

AI WDR Function

WDR enhances image clarity by balancing bright and dark areas in surveillance footage.

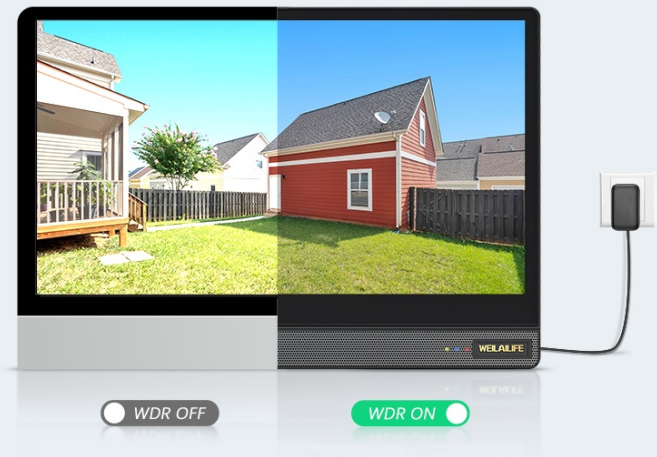


Figure 16: AI WDR Function enhances image clarity by balancing bright and dark areas in surveillance footage.

MAINTENANCE

- **Regular Cleaning:** Periodically wipe the camera lenses and housing with a soft, damp cloth to remove dust and dirt. Avoid abrasive cleaners.
- **Firmware Updates:** Check the "HonestView" app or WEILALIFE's official website for any available firmware updates to ensure optimal performance and security.
- **Storage Management:** Regularly review recorded footage and manage storage space. The H.265+ compression helps, but consider offloading important footage or utilizing cloud storage.
- **Weather Protection:** While IP66 waterproof, ensure cameras are installed in locations that minimize direct exposure to extreme weather conditions for prolonged durability.

IP66 Waterproof




Figure 17: The cameras are IP66 waterproof, built to withstand various outdoor weather conditions.



Figure 18: Built for outdoor use, this camera delivers reliable monitoring in any weather, hot or cold.

TROUBLESHOOTING

If you encounter issues with your WEILAILIFE security system, refer to the following common solutions:

Problem	Possible Cause	Solution
No image on NVR monitor	Power issue, loose connection, camera out of range.	Check power adapters for NVR and cameras. Ensure all cables are securely connected. Relocate cameras closer to the NVR if signal is weak.
App cannot connect to NVR	NVR not connected to internet, incorrect app settings, firewall issues.	Ensure NVR is connected to your router via Ethernet. Verify app settings (device ID, password). Check router firewall settings.
Poor image quality	Dirty lens, low light, interference, camera resolution settings.	Clean camera lens. Ensure sufficient lighting or rely on night vision. Minimize wireless interference. Check NVR/app for resolution settings.
Motion alerts not received	Motion detection disabled, incorrect sensitivity, app notification settings.	Enable motion detection in NVR/app. Adjust sensitivity. Check app notification permissions on your smartphone.

For further assistance, please refer to the official user manual PDF or contact WEILAILIFE customer support.

SPECIFICATIONS

Feature	Detail
Brand	WEILAILIFE
Model Number	CSWL-07SW5MP03-4ch+15.6B+2.5"1TB-BW
Connectivity Technology	Wireless
Video Capture Resolution	5 Megapixel, 2536 x 1944
Special Features	130° Wide-Angle, 90ft Super Night Vision, Two-Way Audio
Number of Channels	10
Memory Storage Capacity	1 TB (HDD)
Color	White
Power Source	AC/DC
Item Dimensions L x W x H	13 x 11 x 7 inches
Operating System	Linux
Recommended Uses	Video Surveillance
Compatible Devices	Cameras, Personal Computers, Smartphones, TV, Tablets
Signal Format	Digital

Feature	Detail
Low Light Technology	90ft Night Vision with Auto IR-Cut Filter and Infrared LEDs
Night Vision Range	90 Feet
Antenna Type	Fixed (Dual Antennas for enhanced signal)
Frame Rate	15fps
Recording Mode	Event, Schedule
Optical Sensor Technology	CMOS
Total USB Ports	2
Hardware Interface	HDMI, USB 2.0, VGA
Lens Type	Fixed
Video Input	IP Cameras
Viewing Angle	130 Degrees
Item Weight	10.56 pounds
Date First Available	April 24, 2024

WARRANTY AND SUPPORT

WEILAILIFE is committed to providing reliable security solutions and excellent customer service.

- **Warranty:** A 2-year warranty is automatically added upon system registration.
- **Customer Support:** For any technical issues or inquiries, please refer to the official user manual PDF or contact WEILAILIFE customer service.
- **Online Resources:**
 - Official User Manual (PDF): [Download PDF](#)
 - WEILAILIFE Store: [Visit Store](#)

PRODUCT VIDEO

Watch the official WEILAILIFE Brand Video for an overview of the system's features and ease of use.

Your browser does not support the video tag.

Video 1: WEILAILIFE Brand Video showcasing the security system's features, including easy setup, motion detection, and remote monitoring capabilities.