

## Cellularline ACHOTHUSB2PD20WW

# Cellularline Multiport Charger PD 20W - User Manual

## 1. PRODUCT OVERVIEW

---

The Cellularline Multiport Charger PD 20W is designed to efficiently charge two devices simultaneously from a single wall outlet. It features one USB-C port with 20W Power Delivery (PD) and one USB-A port with 18W Quick Charge (QC) capability. When both ports are used concurrently, the total output is 15W. This charger is compatible with a wide range of smartphones and other USB-powered devices.



Image 1: The Cellularline Multiport Charger PD 20W, showing its compact design and dual USB-C (20W) and USB-A (18W) ports.

## 2. SETUP INSTRUCTIONS

---

1. **Unpack the Charger:** Carefully remove the Multiport Charger from its packaging.
2. **Inspect for Damage:** Before use, visually inspect the charger for any signs of physical damage. Do not use if damaged.
3. **Connect to Power Outlet:** Plug the charger into a standard wall power outlet (AC 100-240V).
4. **Prepare Devices:** Ensure your devices are compatible with USB-C Power Delivery or USB-A Quick Charge.

## 3. OPERATING INSTRUCTIONS

---

### 3.1 Single Device Charging

- **For USB-C Devices:** Connect your device to the USB-C port using a compatible USB-C to USB-C cable. The charger will deliver up to 20W Power Delivery.
- **For USB-A Devices:** Connect your device to the USB-A port using a compatible USB-A to [device connector] cable. The charger will deliver up to 18W Quick Charge.

### 3.2 Dual Device Charging

To charge two devices simultaneously, connect one device to the USB-C port and the other to the USB-A

port. When both ports are in use, the total power output is distributed, providing a combined maximum of 15W across both ports.



Image 2: The Cellularline Multiport Charger plugged into a wall outlet, simultaneously charging two smartphones via its USB-C and USB-A ports.

### 3.3 Charging Optimization

The charger incorporates technology for charging optimization to protect your device's battery. It automatically adjusts the power output based on the connected device's requirements.

## 4. MAINTENANCE

- **Cleaning:** Disconnect the charger from the power outlet before cleaning. Use a soft, dry cloth to wipe the surface. Do not use liquid cleaners or aerosols.
- **Storage:** Store the charger in a cool, dry place away from direct sunlight and extreme temperatures.
- **Handling:** Avoid dropping the charger or subjecting it to strong impacts.

## 5. TROUBLESHOOTING

Problem	Possible Cause	Solution
Device not charging.	Charger not properly plugged in. Faulty cable. Device incompatibility.	Ensure the charger is securely plugged into the wall. Try a different charging cable. Verify device compatibility with the charger's output specifications.
Slow charging.	Using both ports simultaneously (15W total). Cable quality. Device drawing less power.	If faster charging is needed, charge one device at a time. Use high-quality cables. Ensure your device supports fast charging protocols (PD/QC).
Charger feels warm.	Normal operation during charging.	A slight warmth is normal. If the charger becomes excessively hot or emits smoke/smell, immediately unplug it and discontinue use.

The charger includes a protection circuit against overloads and short circuits to ensure safe operation.

## 6. SPECIFICATIONS




- **Model Number:** ACHOTHUSB2PD20WW
- **Brand:** Cellularline
- **Color:** White
- **Input Voltage:** 100-240 Volts AC
- **USB-C Output:** Up to 20W Power Delivery (PD)
- **USB-A Output:** Up to 18W Quick Charge (QC)
- **Total Output (Dual Port Use):** 15W
- **Total USB Ports:** 2 (1x USB-C, 1x USB-A)
- **Special Features:** Short circuit protection, Travel-friendly design, Battery charge optimization.
- **Compatible Devices:** Mobile phones (e.g., Google, Motorola, Xiaomi) and other USB-powered devices.




## 7. WARRANTY AND SUPPORT

For warranty information and customer support, please refer to the documentation included with your purchase or visit the official Cellularline website. Keep your proof of purchase for warranty claims.

**Manufacturer:** Cellularline S.p.A.

### Related Documents - ACHOTHUSB2PD20WW

	<p><a href="#">Cellularline Power Bank Essence 20000mAh User Manual and Specifications</a></p> <p>Comprehensive guide to the Cellularline Power Bank Essence 20000mAh, including charging instructions, product features, technical specifications, safety information, and warranty details. Supports multiple languages.</p>
	<p><a href="#">Cellularline Thunder 10000 Power Bank User Manual</a></p> <p>User manual for the Cellularline Thunder 10000 Power Bank, providing instructions on usage, charging, technical specifications, and warranty information.</p>
	<p><a href="#">Cellularline Power Bank Thunder 20000mAh - Portable Charger User Manual</a></p> <p>User manual and specifications for the Cellularline Power Bank Thunder 20000mAh, a portable battery charger with USB-C and USB-A ports. Includes charging instructions, technical details, warranty information, and disposal guidelines.</p>

	<p><a href="#">Cellularline Power Bank Essence Turbo 20000 mAh User Manual and Specifications</a></p> <p>Detailed user manual and technical specifications for the Cellularline Power Bank Essence Turbo 20000 mAh portable charger, including charging instructions, product features, and safety information.</p>
	<p><a href="#">Cellularline 45W USB-C Wall Charger - High Power Delivery</a></p> <p>Discover the Cellularline 45W USB-C wall charger, featuring GaN+ technology for high power and compact design. Ideal for smartphones, tablets, and laptops, with PPS technology for Samsung Super Fast Charging 2.0.</p>
	<p><a href="#">Cellularline S.p.A. Code of Ethics and Compliance</a></p> <p>Official Code of Ethics for Cellularline S.p.A., detailing ethical principles, rules of conduct, and compliance with Italian Legislative Decree no. 231/2001 for all stakeholders.</p>