



Manuals.plus /

› FUNLIO /

› FUNLIO 2-in-1 Toddler Swing Set & Baby Jumper Instruction Manual (Model: swing-jumper01)

FUNLIO swing-jumper01

FUNLIO 2-in-1 Toddler Swing Set & Baby Jumper Instruction Manual


Model: swing-jumper01 | Brand: FUNLIO

IMPORTANT SAFETY INFORMATION

Please read and understand all instructions and warnings before assembling and using the FUNLIO 2-in-1 Toddler Swing Set & Baby Jumper. Failure to follow these instructions could result in serious injury or death.

- **Adult Supervision Required:** Never leave a child unattended while using this product.
- **Age and Weight Limits:**
 - Baby Jumper: Suitable for toddlers aged 6-24 months.
 - Swing Set: Suitable for toddlers aged 6-36 months and kids aged 3-10 years.
- **Maximum Weight Capacity:** The stand is designed to support a maximum weight of 200 lbs (90 kg).
- **Secure Installation:** Always ensure the stand is placed on a flat, stable surface. Use the provided sandbags for additional stability, especially during active play.
- **Regular Inspection:** Before each use, check all components for wear, damage, or loose parts. Do not use if any part is damaged.
- **Safety Harness:** Always secure your child with the safety belt provided in both the jumper and swing modes.
- **Clearance:** Ensure adequate clear space around the swing set to prevent collisions.
- **Certifications:** This product has passed CPSC and ASTM certifications in the US, and European Standard EN 71 in the EU, ensuring compliance with safety standards.

90 Days Return Policy & 3 Years Quality Services



Pass CPSC Certification
in the US



Pass Toy Safety ASTM
F963-17 in the US



Pass European Standard
EN 71 in Europe

Image: Safety certifications for the FUNLIO 2-in-1 Swing Set and Baby Jumper.

PACKAGE CONTENTS

Please verify that all parts are present before beginning assembly. If any parts are missing or damaged, please contact customer support.

- Foldable Metal Stand (1 set)
- Baby Jumper (1 unit)
- Baby Swing Seat (1 unit)
- Sandbags (4 units)
- Assembly Hardware (bolts, nuts, washers, tools if included)
- Instruction Manual (this document)



Image: Overview of all components included in the FUNLIO 2-in-1 Swing Set package.

ASSEMBLY INSTRUCTIONS

Assembly typically takes less than 10 minutes. It is recommended to assemble the product with another adult.

1. Assemble the Metal Stand

1. Unfold the metal stand components.
2. Connect the frame pieces according to the diagrams, ensuring all locking mechanisms click into place securely.
3. Verify the stand forms a stable triangular structure.

Have Fun Anywhere & Easy to Store

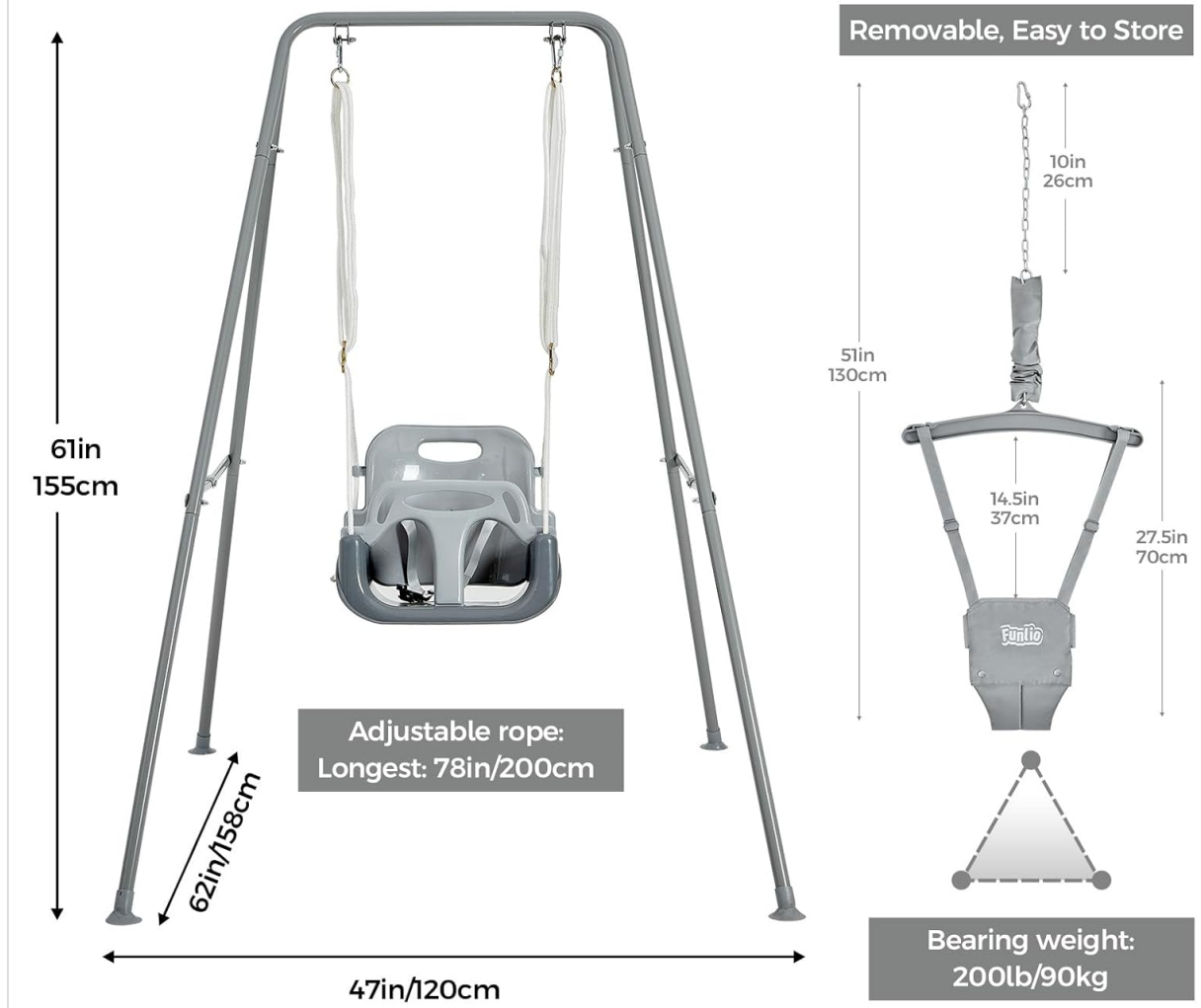


Image: Detailed dimensions of the assembled stand, swing, and jumper components.

2. Attach Sandbags for Stability

For enhanced stability and to prevent tipping, especially during active use, attach the four sandbags to the stand's feet.

- Fill each sandbag with up to 11 lbs (5 kg) of sand, rock, dirt, or bottled water.
- Securely attach one sandbag to each leg of the stand using the integrated straps.

4 Sand Bags For Better Fixing the Swing



- ◆ Comes with 4 sand bags
- ◆ Each can hold up to 11lb(5kg)
- ◆ Can be filled with the following stuff:



sand



rock



dirt



bottled
water

Ours



- ✓ with sandbags
- ✓ anti-tipping devices

Others



no sandbags
easily tip over

Image: Visual guide for filling and attaching sandbags to the swing stand for improved stability.

3. Install Baby Jumper or Swing Seat

The product can be easily converted between a baby jumper and a swing set.

For Baby Jumper Mode:

1. Attach the baby jumper to the central hanging point of the stand using the provided safety lock carabiners.
2. Ensure the spring and chain are securely fastened.
3. Adjust the chain length to ensure the baby's feet can comfortably touch the ground when slightly bent.

For Swing Set Mode:


1. Remove the baby jumper if currently installed.
2. Attach the swing seat to the two designated hanging points on the stand using the provided ropes and safety lock carabiners.
3. Ensure both ropes are securely fastened and the swing seat is level.
4. Adjust the rope length as needed for the child's height.

2-IN-1 Swing Set & Baby Jumper



Image: The FUNLIO 2-in-1 set configured as a baby swing and as a baby jumper, demonstrating its dual functionality.

We Care About Every Safety Details



Safety Lock Carabiner




Non-Slip Rubber Feet



Strong & Flexible Spring



3 Safety Lock Carabiners



Adjustable Seat Belt



Wide & Firm Velcro
Seat Belt

Image: Close-up views of key safety components including carabiners, non-slip feet, spring, and seat belts.

OPERATING INSTRUCTIONS

Using the Baby Jumper

- Ensure the jumper is securely attached to the stand and the chain is adjusted so your child's feet can touch the floor.
- Carefully place your child into the jumper seat, ensuring their legs are through the leg openings.
- Fasten the adjustable soft cotton seat belt and any additional buckles securely.
- Allow your child to bounce naturally. Always supervise to prevent excessive bouncing or swinging.

Excellent Quality, Comfortable and Having Fun



Image: Detailed view of the baby jumper's construction, highlighting the spring, crossbeam, and soft cotton fabric.

Using the Toddler Swing

- Ensure the swing seat is securely attached to the stand and the ropes are adjusted to an appropriate height for your child.
- Carefully place your child into the swing seat, ensuring they are seated properly.
- Fasten the safety belt securely around your child.
- Gently push the swing. Do not push too high or too forcefully to prevent tipping or injury.

Product Demonstration Video

Video: Official product video demonstrating the features and use of the FUNLIO 2-in-1 Swing Set for Toddler & Baby Jumper, highlighting its versatility and ease of conversion between modes.

MAINTENANCE AND CARE

Cleaning

- Wipe down the metal frame with a damp cloth and mild soap. Dry thoroughly.
- The fabric parts of the jumper and swing seat can be hand-washed or machine-washed on a gentle cycle with cold water. Air dry.

- Do not use abrasive cleaners or harsh chemicals.

Storage

- The metal stand is foldable for easy storage. Follow the reverse steps of assembly to fold the stand.
- Store the product in a cool, dry place away from direct sunlight and extreme temperatures to prolong its lifespan.
- Ensure all components are clean and dry before storing.

Regular Inspection

- Periodically check all bolts, nuts, and connections to ensure they are tight.
- Inspect ropes, chains, and fabric for any signs of fraying, tears, or excessive wear.
- Check the springs for any deformation or damage.
- Ensure non-slip rubber feet are intact and securely attached.

TROUBLESHOOTING

Problem	Possible Cause	Solution
Stand feels unstable or wobbly.	Not on a flat surface; sandbags not used or filled; loose connections.	Move to a flat, level surface. Fill and attach sandbags. Check and tighten all bolts and connections.
Jumper/Swing not bouncing/swinging correctly.	Incorrect height adjustment; damaged spring/rope.	Adjust chain/rope length. Inspect spring/rope for damage; replace if necessary.
Child not secure in seat.	Safety belt not fastened or adjusted properly.	Ensure safety belt is snug and all buckles are engaged. Adjust straps for a secure fit.
Parts missing or damaged upon arrival.	Manufacturing defect or shipping damage.	Contact FUNLIO customer service immediately for replacement parts or product exchange.

SPECIFICATIONS

Feature	Detail
Product Name	FUNLIO 2-in-1 Toddler Swing Set & Baby Jumper
Model Number	swing-jumper01
Color	Gray
Product Dimensions (Assembled)	29.92"D x 7.48"W x 17.32"H (approximate)
Frame Material	Stainless Steel, Metal
Item Weight	18.44 pounds (8.38 kg)
Max Weight Capacity	200 lbs (90 kg)
Baby Jumper Age Range	6-24 months
Swing Set Age Range	6-36 months (toddler seat), 3-10 years (removable seat)
Certifications	CPSC, ASTM (US), EN 71 (EU)

WARRANTY AND SUPPORT

FUNLIO is committed to providing high-quality products and excellent customer service.

- **90-Day Return Policy:** We offer a 90-day return policy from the date of purchase.
- **3-Year Quality Service:** This product is covered by a 3-year quality service warranty.
- **Customer Support:** If you have any questions, concerns, or require assistance with missing or damaged parts, please contact FUNLIO customer service. We aim to assist you within 2 business days.

For further assistance, please visit the FUNLIO store on Amazon or refer to your purchase documentation for specific contact details.