

[Manuals.plus](#) /

> [HUL Pureit](#) /

> Pureit Marina Plus Mineral RO+UV Water Purifier User Manual

HUL Pureit WPMB500

Pureit Marina Plus Mineral RO+UV Water Purifier User Manual

Model: WPMB500

INTRODUCTION

This manual provides essential information for the safe and efficient operation, installation, and maintenance of your Pureit Marina Plus Mineral RO+UV Water Purifier. Please read these instructions carefully before using the appliance and retain them for future reference.



Image: Front view of the Pureit Marina Plus Mineral RO+UV Water Purifier. The unit is blue and white, with the Pureit logo and model name visible.

PRODUCT OVERVIEW

The Pureit Marina Plus Mineral RO+UV Water Purifier is designed to provide safe and healthy drinking water through a multi-stage purification process. It incorporates RO (Reverse Osmosis) and UV (Ultraviolet) technologies, along with a mineral enhancer cartridge, to deliver purified water enriched with essential minerals.

Key Features:

- **WQA Tested for Family Safety:** Ensures the product meets quality standards for water purification.
- **Mineral Enhancer Cartridge:** Enriches purified water with essential minerals like Calcium & Magnesium.
- **Efficient UV Sterilization:** Kills up to 99.9% of bacteria & viruses using a highly effective UV lamp.
- **SmartSense Indicators:** Provides alerts 15 days before filter expiry and suspends water dispensing if filters are not changed.
- **7 Litres Storage Capacity:** Ensures a continuous supply of purified water.
- **Longer Filter Life:** 6000 litres filter life, offering extended usage compared to standard RO systems.
- **Versatile Water Source Compatibility:** Suitable for borewell, tanker, and municipal water.

- **6-Stage Purification Process:** Comprehensive purification for safe drinking water.
- **High Speed Purification:** Up to 20 LPH (Litres Per Hour) purification rate.
- **100% Food Grade Plastic:** Ensures safety and durability of materials in contact with water.
- **Wall Mountable Design:** Space-saving installation.

SETUP AND INSTALLATION

The Pureit Marina Plus Mineral RO+UV Water Purifier is designed for wall-mounted installation. Professional installation is recommended to ensure proper setup and functioning of the unit.

Included Components:

- Water purifier unit
- Installation kit
- Handheld TDS Meter
- Warranty card

Items Not Included (May be required based on water conditions):

- Booster pump
- Pressure reducing valve
- Iron cartridge

These additional components may need to be purchased at the time of installation, depending on your specific water pressure and quality requirements. Consult with the installation technician for assessment.




Image: Pureit Marina Plus Water Purifier mounted on a kitchen wall, highlighting its WQA certification for family safety.

OPERATING INSTRUCTIONS

Initial Use:

1. Ensure the purifier is correctly installed and connected to the water supply and power outlet.
2. Turn on the water supply to the purifier.
3. Plug in the power cord. The purifier will begin filling its storage tank.
4. For the first use, it is recommended to drain the first full tank of purified water to flush the system.

Dispensing Water:

To dispense purified water, simply operate the tap located at the front of the unit. The 7-liter storage capacity ensures water is readily available.



Image: A person filling a glass of water from the Pureit Marina Plus Water Purifier, illustrating its capability to purify municipal, borewell, and tanker water sources.

SmartSense Indicators:

The purifier is equipped with SmartSense indicators that provide alerts:

- **Filter Expiry Alert:** You will receive an alert 15 days before the filters need replacement.
- **Water Dispensing Suspension:** If the filters are not changed after the alert period, the purifier will automatically suspend water dispensing to ensure only safe, purified water is consumed.

MAINTENANCE

Regular maintenance is crucial for the optimal performance and longevity of your water purifier.

Filter Replacement:

- The purifier features a long filter life of 6000 litres.
- Pay attention to the SmartSense indicators for timely filter replacement. Ignoring these alerts can lead to the unit suspending water dispensing.
- Contact authorized service personnel for filter replacement to ensure genuine parts and proper installation.

Cleaning:

- Wipe the exterior of the purifier with a soft, damp cloth. Do not use harsh chemicals or abrasive cleaners.
- Periodically clean the water dispensing tap to prevent accumulation of dust or impurities.



Image: Illustration of the SmartSense Indicators feature on the Pureit Marina Plus, showing how it alerts users for filter expiry.


PURIFICATION PROCESS

The Pureit Marina Plus employs a 6-stage purification process to ensure the highest quality of drinking water:

1. **i-Sediment Filter:** Removes visible dirt and impurities.
2. **Pre RO Carbon Filter:** Removes chlorine, harmful pesticides, bad taste, and odor-causing organic compounds.
3. **i-Sediment Filter +:** Removes any remaining impurities and dirt.
4. **RO Membrane:** Removes dissolved salts, hardness, pesticides, bacteria, viruses, and cysts.
5. **High Intensity UV Chamber:** The UV lamp eliminates up to 99.9% of bacteria and viruses.
6. **Post RO Carbon Filter:** Acts as a polisher and enhances the taste of purified water.

6 STAGES OF PURIFICATION

To ensure you get 100% safe drinking water through multistage protection with RO + UV Lamp.



pureit | Marina Plus

Image: A diagram visually representing the 6-stage purification process of the Pureit Marina Plus, including RO and UV lamp.



Image: Graphic illustrating water enriched with Calcium (Ca) and Magnesium (Mg) minerals, a feature of the Pureit Marina Plus.

TROUBLESHOOTING

If you encounter any issues with your Pureit Marina Plus Water Purifier, please refer to the following general guidelines:

- **No Water Dispensing:** Check if the power supply is connected and switched on. Verify if the water supply to the unit is open. If SmartSense indicators are active, it might be due to overdue filter replacement.
- **Slow Water Flow:** This could indicate clogged filters. Refer to the SmartSense indicators for filter status.
- **Unusual Taste/Odor:** This may suggest that filters need replacement.

For persistent problems or issues not covered here, please contact Pureit customer support for assistance. Do not attempt to repair the unit yourself.

SPECIFICATIONS

Feature	Detail
---------	--------

Feature	Detail
Brand	HUL Pureit
Model Name	WPMB500
Purification Technology	RO+UV
Purification Stages	6 Stages
Storage Capacity	7 Litres
Product Dimensions (L x W x H)	27.4 cm x 32.5 cm x 38 cm
Item Weight	5.59 Kilograms
Power Source	Corded Electric
Power Consumption	42 Watts
Input Voltage	100-240 Va.c. 50/60 Hz
Input Water Temperature	10°C to 40°C
Maximum Flow Rate	20 Liters Per Hour
Installation Type	Wall Mount
Country of Origin	India

WARRANTY AND SUPPORT

Warranty Information:

The Pureit Marina Plus Mineral RO+UV Water Purifier comes with a **1-Year Warranty**. This warranty covers electrical parts from manufacturing defects. Please refer to the warranty card included in the package for detailed terms and conditions. Consumables (filters) are typically not covered under the standard warranty.

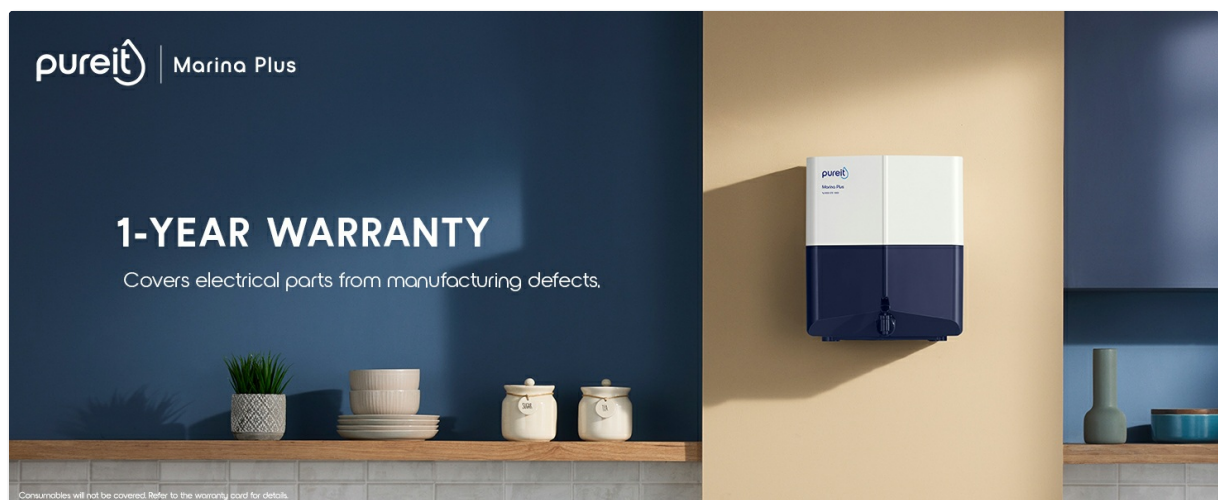


Image: Pureit Marina Plus Water Purifier displayed with text indicating a 1-Year Warranty covering electrical parts from manufacturing defects.

Customer Support:

For any queries, service requests, or assistance, you can utilize the **24x7 WhatsApp assistance** provided by Pureit. Contact details are usually available on the warranty card or the official Pureit website. Always ensure that any service or repair is carried out by authorized Pureit service technicians to maintain warranty validity and ensure proper functioning of the appliance.