

JOOAN A6M-U

JOOAN S-3MP A6M-U WiFi Security Camera User Manual

Model: A6M-U

1. SAFETY INFORMATION


Please read this manual carefully before operating the device and retain it for future reference. Improper use may result in damage to the product or personal injury.

- Ensure the camera is installed in a stable location to prevent falling.
- Use only the provided power adapter to avoid damage.
- Do not expose the camera to extreme temperatures or direct sunlight for prolonged periods.
- Keep the device away from strong electromagnetic interference sources like refrigerators or microwave ovens to prevent audio distortion.
- Avoid opening the camera casing; refer all servicing to qualified personnel.

2. PACKAGE CONTENTS

Verify that all items are present in the package:

- 1x JOOAN S-3MP A6M-U Security Camera
- 1x 3M Type-C Cable
- 1x Power Adapter
- 1x Pack of Screws (for mounting)
- 1x Product Manual



What's in the Box?

- ① 1x 3M-Type-C Cable
- ② 1x Power Adapter
- ③ 4x Pack of Screws
- ④ 1x Product Manual

Image: Contents of the JOOAN S-3MP A6M-U Security Camera package.

3. PRODUCT OVERVIEW

3.1 Camera Components



Image: Bottom view of the camera, displaying the model number A6M-U and regulatory information.

The camera features a lens, two LED lights for night vision, a microphone, and a speaker. The base includes a reset button and a Micro SD card slot.

3.2 Key Features

- **HD1296P Resolution:** Provides clear and detailed video footage.
- **WiFi Connectivity:** Easy wireless connection to your home network.
- **Outdoor/Indoor Use:** IP65 weatherproof rating ensures durability in various conditions.

- **Motion Detection & Alerts:** Sends instant notifications to your smartphone upon detecting movement.
- **Two-Way Audio:** Communicate with visitors or deter intruders remotely.
- **Color Night Vision:** Offers clear, full-color video even in low-light conditions.
- **Works with Alexa:** Integrates with Amazon Alexa for voice control and smart home automation.
- **Multiple Storage Options:** Supports Micro SD card (up to 256GB) and cloud storage (30-day trial available).

4. SETUP GUIDE

4.1 Powering On the Camera

1. Connect the provided 3M Type-C cable to the camera and the power adapter.
2. Plug the power adapter into a standard electrical outlet.
3. The camera will power on, indicated by an LED light.



Image: The camera connected to a power source using the 3M Type-C cable.

4.2 App Download and Account Creation

1. Scan the QR code in the manual or search for the recommended app (e.g., 'Cam720' or similar as indicated in the manual) on your smartphone's app store (App Store for iOS, Google Play Store for Android).
2. Download and install the app.
3. Open the app and follow the on-screen instructions to create an account and log in.

4.3 Connecting the Camera to WiFi

1. In the app, tap the '+' icon to add a new device.
2. Select your camera model or choose the 'Scan QR code' option if available on the camera.
3. Follow the app's instructions to connect the camera to your 2.4GHz WiFi network. Ensure your phone is also connected to the same WiFi network during setup.
4. If prompted, reset the camera by pressing the reset button on the bottom of the device for 5 seconds until you hear a prompt or see a change in the LED indicator.



Image: A finger pressing the reset button located on the camera's base.

4.4 Physical Installation

The camera can be placed on a flat surface or mounted to a wall or ceiling. The adjustable base allows for flexible positioning.

- **Surface Placement:** Simply place the camera on a stable surface like a shelf or table.
- **Wall/Ceiling Mount:** Use the provided screws to secure the mounting plate to your desired location. Attach the camera to the mounting plate.



Image: Examples of the camera mounted on a wall, ceiling, and placed on a table, demonstrating versatile installation

options.



Image: The camera's base allows for manual adjustment of the viewing angle (Pan 360°, Tilt 90°).

5. OPERATING INSTRUCTIONS

5.1 Live View

Once connected, open the app to access the live video feed from your camera. You can view it on your smartphone or tablet.



Image: The camera's live feed displayed on a smartphone, showing a baby in a basket.

5.2 Two-Way Audio

The camera features a built-in microphone and speaker, allowing for two-way communication.

- Tap the microphone icon in the app to speak through the camera's speaker.
- The camera's microphone will pick up audio from its surroundings.

Remote View & 2 Way Audio

ok,mom

be careful, honey

Image: A girl communicating with her mother via the camera's two-way audio feature.



Image: Visual representation of the camera's two-way audio capability, showing a baby and audio waves.

5.3 Motion Detection & Alerts

The camera can detect motion and send instant notifications to your phone.

- Enable motion detection in the app settings.
- Adjust sensitivity levels and define detection areas to minimize false alarms.
- Receive push notifications on your smartphone when motion is detected.

Instant Notification Never Miss A Thing

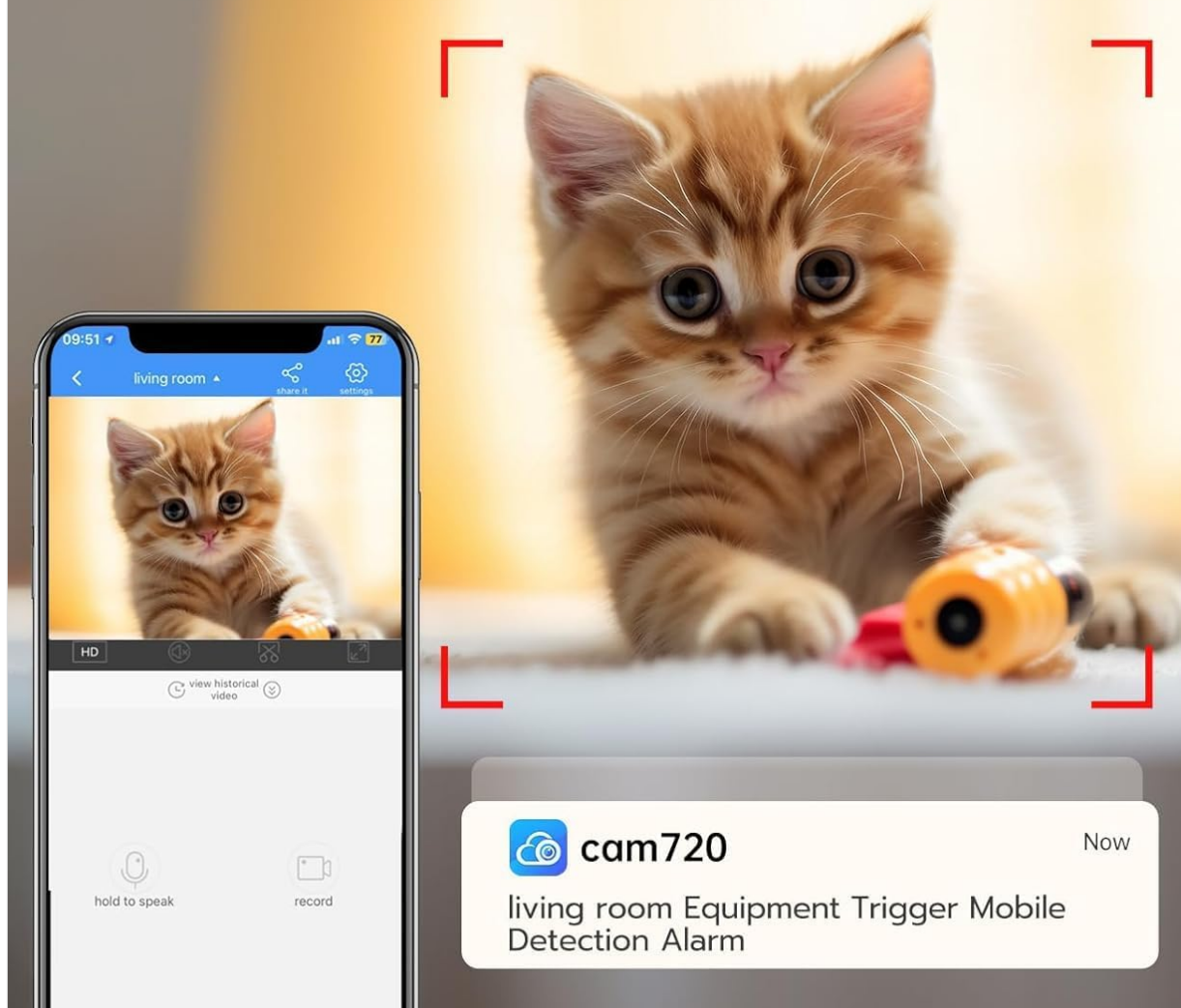


Image: A smartphone showing an instant notification from the camera after detecting motion, with a kitten in the background.

Advanced 88Pin Chip

Ensuring comprehensive monitoring detection capabilities




Image: The camera's advanced chip enables both motion and sound detection, sending alerts for events like a baby crying.

5.4 Night Vision Modes

The camera offers multiple night vision options for clear monitoring in the dark.

- **Full Color Light:** Utilizes built-in white lights for full-color night vision.
- **Infrared Normal Light:** Standard black and white infrared night vision.
- **Smart Color Light:** Automatically switches to color night vision when motion is detected in dark environments.

3 Night Vision Modes



Image: Comparison of the three night vision modes: Full Color Light, Infrared Normal Light, and Smart Color Light, showing how the camera adapts to different lighting conditions.

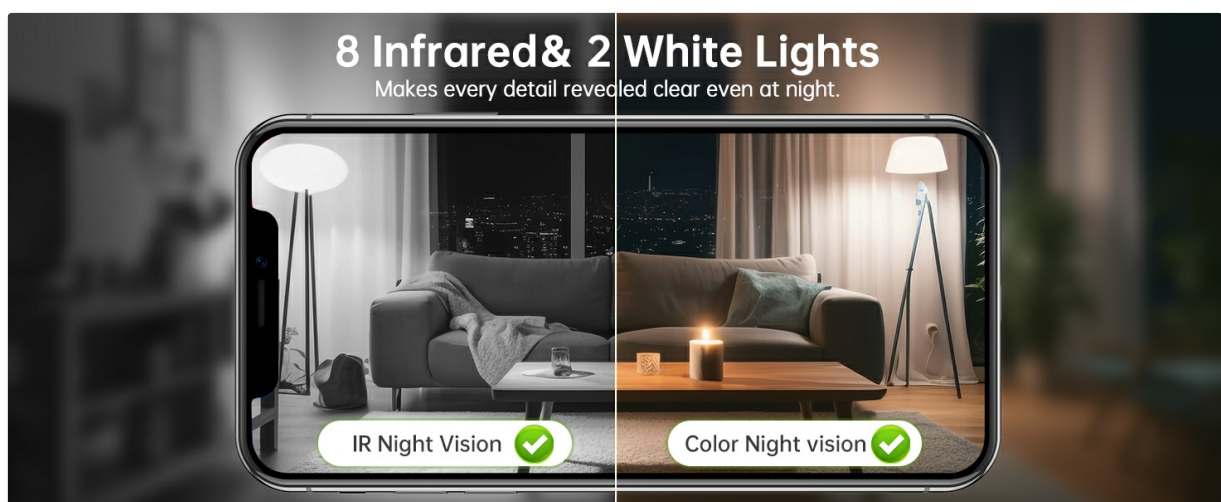


Image: A split screen on a smartphone showing the difference between traditional IR night vision and enhanced color night vision.

5.5 Video Storage and Playback

The camera supports both local and cloud storage options for recorded footage.

- **Micro SD Card:** Insert a Micro SD card (up to 256GB, not included) into the designated slot for 24/7 continuous recording.
- **Cloud Storage:** A 30-day trial is available. Subscribe to cloud services for secure, remote storage and access to your video history.
- **Playback:** Access recorded videos through the app's playback feature, allowing you to review events by date and time.



Image: Icons representing cloud storage, Micro SD card storage, and video playback features.



Image: A timeline showing 24/7 local recording capability, with a child playing in the background.

5.6 Multi-person Sharing

Share access to your camera's live feed and recordings with family and friends through the app.

- Navigate to the sharing options within the camera settings in the app.
- Invite other users by entering their account details.
- Manage permissions for each shared user.

Multi-person Sharing



Live Streams

Built-in mic & speaker to communicate in real-time



Image: The camera surrounded by icons of people, illustrating the multi-person sharing feature.

6. MAINTENANCE

- **Cleaning:** Use a soft, dry cloth to clean the camera lens and body. Avoid harsh chemicals.
- **Firmware Updates:** Regularly check the app for available firmware updates to ensure optimal performance and security.
- **Power Supply:** Ensure the power cable is securely connected and not damaged.
- **Network Connection:** Periodically check your WiFi signal strength to ensure a stable connection for the camera.

7. TROUBLESHOOTING

Problem	Possible Cause	Solution
Camera offline	No power; WiFi disconnected; Router issue	Check power connection; Reconnect WiFi in app; Restart router.

Problem	Possible Cause	Solution
Motion alerts not received	Motion detection off; App notifications disabled; Incorrect sensitivity	Enable motion detection in app; Allow app notifications in phone settings; Adjust sensitivity.
Poor video quality	Weak WiFi signal; Dirty lens	Move camera closer to router or use a WiFi extender; Clean the lens.
Two-way audio echo/noise	Camera too close to phone; Electromagnetic interference	Maintain distance (>8m) between phone and camera during intercom; Move camera away from interference sources.

8. SPECIFICATIONS

Feature	Detail
Model Number	A6M-U
Resolution	HD1296P (3MP)
Connectivity	Wireless (Wi-Fi)
Indoor/Outdoor Usage	Outdoor (IP65 Weatherproof)
Night Vision Range	30 Feet (Color Night Vision available)
Two-Way Audio	Yes
Motion Detection	Yes
Storage Options	Micro SD Card (up to 256GB), Cloud Storage
Compatible Devices	Smartphone, Tablet (Works with Alexa)
Dimensions (L x W x H)	12.7 x 8.8 x 8 Centimetres
Item Weight	210 g



Image: Detailed dimensions of the JOOAN S-3MP A6M-U Security Camera.

IP65 Waterproof

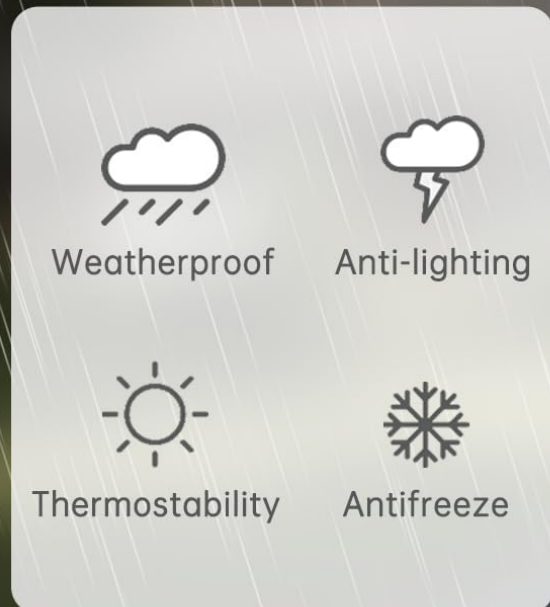


Image: The camera is shown with water droplets, illustrating its IP65 weatherproof rating for outdoor use.

9. WARRANTY AND SUPPORT

For warranty information and technical support, please refer to the contact details provided in the product packaging or visit the official JOOAN website. Keep your purchase receipt as proof of purchase for warranty claims.

Online Support: Check the JOOAN website for FAQs, troubleshooting guides, and software downloads.

Customer Service: Contact JOOAN customer service for further assistance.

© 2025 JOOAN. All rights reserved.

Shenzhen Jooan Technology Co., Ltd.
Building 101-3,5 and 6, No. 8, Guixiang Community Square Road, Guanlan
Street, Longhua District, Shenzhen, China

Federal Communications Commission
Authorization and Registration Division
Equipment Authorization Branch
FCC Certified Test Report
Form FCC ID: 2546

2024-03-19

U.S. Agent: Minis Import

Shenzhen Jooan Technology Co., Ltd. acknowledges their consent for the following content included in the United States to act as their agent for service of process for the equipment for which authorization is sought (FCC ID: 2546-A6M-U)

Name and company of U.S. agent: Minis Import Export LLC
Physical U.S. address of agent: 2584 Central Ave. #1, Torrey, New Jersey 08058 USA
FRN of U.S. agent: 0253781
Email address of U.S. agent: 0253781@gmail.com

Minis Import Export LLC acknowledges their obligation to accept service of process on behalf of Shenzhen Jooan Technology Co., Ltd.

Shenzhen Jooan Technology Co., Ltd. the FRN 0253781 accepts its obligation to maintain an agent for service of process in the United States for no less than one year after either the grantee has permanently discontinued all marketing and importation of the susceptible equipment within the U.S. or the revocation of any Commission-related administrative or judicial proceeding involving the equipment above is made.

By signing this form, we confirm the above and that we are aware of the application requirements listed under § 2.1016(c)(2).

The information provided in this letter is based on the information on file with the FCC as of the date of this filing.

An expiration date for this letter does not exist. The U.S. agent charges the grantee is obligated to notify the FCC within 30 days of the pending TCB.

Signature: Minis Import

Manager: Minis Import


Shenzhen Jooan Technology Co., Ltd.

Minis Import Export LLC

[pdf]

builder Kingsoft US Agent 2 911 d 7 U V05 Shenzhen Jooan Technology Co Ltd A6M Smart Camera 2BBQ4 2BBQ4A6MU a6m u

Shenzhen Jooan Technology Co., Ltd. Building 101-3,5 and 6, No.8, Guixiang Community Square Road, Gu ... heir agent for service of process for the equipment for which authorization is sought FCC ID:2BBQ4-**A6M-U** Name and company of U.S.agent: Physical U.S.address of agent: FRN of U.S.agent: Email address... lang:en score:34 filesize: 128.74 K page_count: 1 document date: 2024-03-21



FCC Test Report

Application No.: DNT2402760472-0961

Applicant: Shenzhen Jooan Technology Co., Ltd.

Address of Applicant: Building 101-3,5 and 6, No. 8, Guixiang Community Square Road, Guanlan Street, Longhua District, Shenzhen, China

EUT Description: Smart Camera

Model No.: A6M-U

FCC ID: 2BBQ4-A6M-U

Power Supply: DC 5V From Adapter Input AC 100-240V, 50/60Hz

Trade Mark: N/A

Standards: 47 CFR FCC Part 2, Subpart J
47 CFR Part 15, Subpart C
ANSI C63.10: 2013

Date of Receipt: 2024/3/2

Date of Test: 2024/3/5 to 2024/3/14

Date of Issue: 2024/3/15

Test Result: **PASS***

Prepared By: Wang Jie (Testing Engineer)

Reviewed By: Wang Jie (Project Engineer)

Approved By: Wang Jie (Manager)

Note: If there is any objection to the results in this report, please submit a written inquiry to the company within 15 days from the date of issuing the report. The test report is effective only with the signature and specified stamp, and is invalid for the company in accordance with the requirements of the "Conditions of Issuance of Test Report" printed in the attached page. Unless otherwise stated, the results presented in this report only apply to the samples tested in this time. Further reproduction of this report is not allowed unless approved by the company in writing.

Dongguan DN Testing Co., Ltd.


ADD: No. 1, West Fourth Street, Xinglu South Road, Xinglu Community, Chang'an Town, Dongguan City, Guangdong P.R.China

Web: www.dn-testing.com Tel: +86-769-88287383 E-mail: service@dn-testing.com

[FCC Test Report for Jooan A6M-U Smart Camera](#)

Official FCC test report detailing compliance testing for the Jooan A6M-U Smart Camera, conducted by Dongguan DN Testing Co., Ltd. Covers RF emissions, power, and regulatory standards.

lang:en score:31 filesize: 5.8 M page_count: 46 document date: 2024-03-21



FCC Test Report

Page: 1 / 76

Application No.: DNT2402760472-0960

Applicant: Shenzhen Jooan Technology Co., Ltd.

Address of Applicant: Building 101-3,5 and 6, No. 8, Guixiang Community Square Road, Guanlan Street, Longhua District, Shenzhen, China

EUT Description: Smart Camera

Model No.: A6M-U

FCC ID: 2BBQ4-A6M-U

Power Supply: DC 5V From Adapter Input AC 100-240V, 50/60Hz

Trade Mark: N/A

Standards: 47 CFR FCC Part 2, Subpart J
47 CFR Part 15, Subpart C
ANSI C63.10: 2013

Date of Receipt: 2024/3/2

Date of Test: 2024/3/5 to 2024/3/14

Date of Issue: 2024/3/15

Test Result: **PASS***

Prepared By: Wang Jie (Testing Engineer)

Reviewed By: Wang Jie (Project Engineer)

Approved By: Wang Jie (Manager)

Note: If there is any objection to the results in this report, please submit a written inquiry to the company within 15 days from the date of issuing the report. The test report is effective only with the signature and specified stamp, and is invalid for the company in accordance with the requirements of the "Conditions of Issuance of Test Report" printed in the attached page. Unless otherwise stated, the results presented in this report only apply to the samples tested in this time. Further reproduction of this report is not allowed unless approved by the company in writing.

Dongguan DN Testing Co., Ltd.

ADD: No. 1, West Fourth Street, Xinglu South Road, Xinglu Community, Chang'an Town, Dongguan City, Guangdong P.R.China

Web: www.dn-testing.com Tel: +86-769-88287383 E-mail: service@dn-testing.com

[FCC Test Report: Shenzhen Jooan Smart Camera A6M-U](#)

Official FCC test report detailing compliance testing for the Shenzhen Jooan Smart Camera, model A6M-U (FCC ID: 2BBQ4-A6M-U). Conducted by Dongguan DN Testing Co., Ltd. according to FCC Part 15 regulations and ANSI C63.10:2013.


lang:en score:29 filesize: 5.78 M page_count: 43 document date: 2024-03-21



[Shenzhen Joao Technology Co., Ltd Declaration of Model Difference - Smart Camera](#)

Official declaration from Shenzhen Joao Technology Co., Ltd confirming that Smart Camera models A2R-U, Q3R-U, Q3T-U, and A6M-U share identical internal components and PCB boards, differing only in model designation.

lang:tl score:27 filesize: 70.02 K page_count: 1 document date: 2024-03-02



[\[pdf\] Product Photos Teardown](#)

pencils Internal Photos Shenzhen Joao Technology Co Ltd A6M U Smart Camera 2BBQ4 2BBQ4A6MU a6m u

Page: 1 of 3 PHOTO GRAPHS OF EUT FCC ID:2BBQ4-**A6M-U** Page: 2 of 3 Page: 3 of 3 ...


lang:tl score:26 filesize: 2.25 M page_count: 3 document date: 2024-03-21



[JOOAN A6M-U Smart Camera - External Photographs and Specifications](#)

Detailed external photographs and key specifications for the JOOAN A6M-U Smart Camera, including FCC ID 2BBQ4-A6M-U, model A6M-U, and AC adapter details from Shenzhen Joao Technology Co., Ltd.

lang:tl score:26 filesize: 2.35 M page_count: 4 document date: 2024-03-21



[pdf] Product Photos

pencils Test Setup photo Shenzhen Jooan Technology Co Ltd A6M U Smart Camera 2BBQ4 2BBQ4A6MU a6m u

Page: 1 of 2 Test Setup Of EUT FCC ID:2BBQ4-**A6M-U** Conducted Emission Test View Radiated Emission Test View Below 1G Page: 2 of 2 Radiated Emission Test View Above 1G ...


lang:tl score:26 filesize: 2.25 M page_count: 2 document date: 2024-03-21



Jooan A6M-U WiFi Camera Quick User Guide

A quick user guide for the Jooan A6M-U WiFi Camera, covering setup, connection, features, and troubleshooting.


lang:en score:26 filesize: 2.72 M page_count: 2 document date: 2024-03-21



Shenzhen Jooan Technology Co., Ltd A2R-U Smart Camera FCC Part 15.247 Test Report

FCC Part 15.247 Test Report for Shenzhen Jooan Technology Co., Ltd. Smart Camera, Model A2R-U. This report details compliance testing for conducted emissions, radiated emissions, maximum peak output power, power spectral density, 6dB bandwidth, out-of-band emissions, and antenna requirements.

lang:en score:21 filesize: 4.5 M page_count: 38 document date: 2024-03-02



FCC Part 15 Subpart C Test Report for Shenzhen Jooan Smart Camera A2R-U

This FCC Part 15 Subpart C test report details the compliance testing for the Shenzhen Jooan Smart Camera, Model A2R-U, conducted by Shenzhen CTA Testing Technology Co., Ltd. It covers conducted emissions, radiated emissions, output power, power spectral density, and bandwidth.

lang:en score:21 filesize: 5.41 M page_count: 30 document date: 2024-03-04

Shenzhen Jooan Technology Co., Ltd.
Building 101-12 and 6, No. 3, Gaoxiong Community Square Road, Gaoxiong Street, Longhua District,
Shenzhen, China

Federal Communications Commission
Authorization and Evaluation Division
Equipment Authorization Branch
7435 Oakland Mills Road
Columbia, MD 21046

2024-3-19

To whom it may concern:

We, the undersigned, hereby authorize Eurofins Product Service GmbH to act on our behalf in all matters relating to applications for equipment authorization FCC ID: 2BBQ4-A6MU including the signing of all documents related to these matters.

Any and all acts carried out by Eurofins Product Service GmbH on our behalf shall have the same effect as acts of our own.

By signing this application form, we agree to Eurofins' current valid General Terms and Conditions (AGB), Testing and Certification Regulations (PZC) which can be viewed on following website www.eurofins.com or referred on request.

We also hereby certify that no party to this application is subject to a denial of benefits, including FCC benefits, pursuant to Section 5301 of the Anti-Drug Abuse Act of 1988, 21 U.S.C. 882.

Sincerely,


Signature: [Signature]
Name/Title: [Name/Title]
Company: Shenzhen Jooan Technology Co., Ltd.
Address: Building 101-12 and 6, No. 3, Gaoxiong Community Square Road,
Gaoxiong Street, Longhua District, Shenzhen, China
Phone: 13670124792
Fax: 13670124792
E-Mail: Zechy@jooan.com

[pdf]

FCC POA Shenzhen Jooan Technology Co Ltd A6M U Smart Camera 2BBQ4 2BBQ4A6MU a6m u

...

lang:en score:18 filesize: 111.93 K page_count: 1 document date: 2024-03-21



[pdf] Label

Administrator Label and location Shenzhen Jooan Technology Co Ltd A6M U Smart Camera 2BBQ4 2BBQ4A6MU a6m u

...

lang:en score:18 filesize: 190.21 K page_count: 1 document date: 2024-03-21

CONFIDENTIALITY REQUEST
for Certification Service in USA

Federal Communication Commission
Equipment Authorization Division, Application Processing Branch
7430 Oakland Mills Road
Columbia, MD 21046

Date: 2024-3-19

Pursuant to Paragraphs B(4)(7) and B(4)(8) of the Commission's Rules (47 C.F.R.) and Section 8022(a)(1) of the Freedom of Information Act, we request confidentiality for the following products:

FCC ID: 2BBQ4-A6M-U
Model name: A6M-U

For the product stated above, we request that the following information be held confidential:

Exhibits	Long-Term Confidentiality	Short-Term Confidentiality	Short-Term Confidentiality Days
External Photos	<input type="checkbox"/>	<input type="checkbox"/>	
Internal Photos	<input type="checkbox"/>	<input type="checkbox"/>	
Block Diagram	<input type="checkbox"/>	<input type="checkbox"/>	
Schematics	<input type="checkbox"/>	<input type="checkbox"/>	
Test Setup Photos	<input type="checkbox"/>	<input type="checkbox"/>	
User's Manual	<input type="checkbox"/>	<input type="checkbox"/>	
Parts List	<input type="checkbox"/>	<input type="checkbox"/>	
Turn-Up	<input type="checkbox"/>	<input type="checkbox"/>	
Operational Descriptions	<input type="checkbox"/>	<input type="checkbox"/>	

The long-term confidentiality exhibits contain our trade secrets and proprietary information that could be of benefit to our competitors.

The short-term confidentiality on the basis of ensuring that business sensitive information remains confidential until the actual marketing of our new device.

If you have any questions, please feel free to contact me at the address shown below.

[\[pdf\]](#) Confidentiality Request Letter

FCC Confidentiality request letter Shenzhen Jooan Technology Co Ltd A6M U Smart Camera 2BBQ4

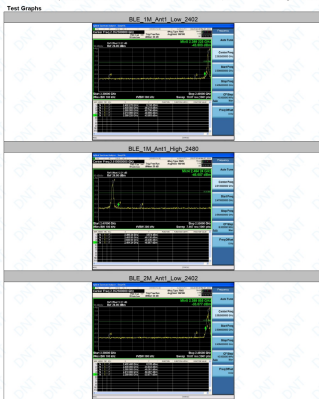
2BBQ4A6MU a6m u

...

lang:en score:17 filesize: 135.75 K page_count: 2 document date: 2024-03-21



Report No.: DNT240287R0472-0961 Date: March 15, 2024 Page: 47 / 55



Shenzhen DN Testing Co., Ltd.
Add: No. 1, West Fourth Street, Xingfa South Road, Wusha Community, Chang an Town, Dongguan City, Guangdong P.R.China
Web: www.dn-testing.com Tel: +86-769-88087303 E-mail: jerry@dn-testing.com

[\[pdf\]](#) Test Report

BLE Test Report part 2 Shenzhen Jooan Technology Co Ltd A6M U Smart Camera 2BBQ4 2BBQ4A6MU

a6m u

Test Graphs Report No.: DNT240287R0472-0961 Date March 15, 2024

BLE_1M_Ant1_Low_2402 Page 47 / 55 BLE_1M_Ant1_High_2480

BLE_2M_Ant1_Low_2402 Dongguan DN Testing Co., Ltd. Add: No. 1, West Fourth Street, Xingfa South Road, Wusha Community, Chang an Town, Dongguan City, Guangdong P.R.China Web...

lang:en score:17 filesize: 3.32 M page_count: 9 document date: 2024-03-21

Shenzhen Jooan Technology Co., Ltd.
Building 101-12 and 6, No.1, Gaixiang Community Square Road, Guanlan Street,
Longhua District, Shenzhen, China

Date: 2024-3-19

FCC ID: 2BBQ4-A6M-U

Model Number: A6M-U

To:
Federal Communications Commission
Authorization and Evaluation Division
Columbia, MD

To Whom It May Concern,

We, Shenzhen Jooan Technology Co., Ltd. declare that this FCC ID: 2BBQ4-A6M-U doesn't have Ad Hoc mode function on "non-US/Canada frequency". In addition, The frequency selection feature is disabled by firmware for devices marked in the US/Canada. For DUT part of this device, only channels 1-11 will be used in North America. Country code selection is disabled.

Should you have any questions or comments regarding this matter, please have my best attention.

Sincerely,



Name/Title: 
Company: Shenzhen Jooan Technology Co., Ltd.
Address: Building 101-12 and 6, No.1, Gaixiang Community Square Road,
Guanlan Street, Longhua District, Shenzhen, China
Phone: 17670124702
Fax: 17670124702
E-Mail: Jacky@joantr.com

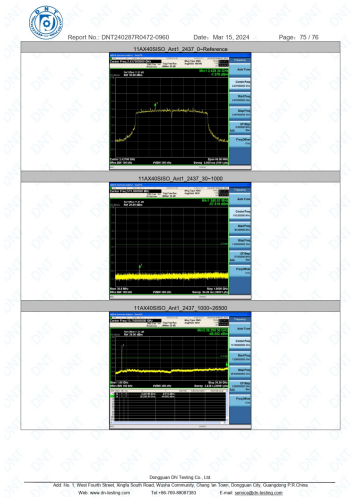
[\[pdf\]](#) Declaration of Conformity

FCC Declaration of Disable WLAN Channel 12 and 13 Shenzhen Jooan Technology Co Ltd A6M U Smart

Camera 2BBQ4 2BBQ4A6MU a6m u

...

lang:en score:17 filesize: 102.85 K page_count: 1 document date: 2024-03-21



[pdf] Test Report

HD 271 S1 Allo 2 4GWIFI AX Test Report part 4 Shenzhen Jooan Technology Co Ltd A6M U Smart Camera 2BBQ4 2BBQ4A6MU a6m u
Report No.: DNT240287R0472-0960 DateMar 15, 2024 11AX40SISO_Ant1_2437_0-Reference Page75 / 76 11AX40SISO_Ant1_2437_30-1000
11AX40SISO_Ant1_2437_1000-26500 Dongguan DN Testing Co., Ltd. Add: No. 1, West Fourth Street, Xingfa South Road, Wusha Community, Chang an Town, Dongguan City, Guangdong...
lang:tl score:16 filesize: 980.28 K page_count: 2 document date: 2024-03-21



[pdf] Test Report

HD 271 S1 Allo 2 4GWIFI AX Test Report part 3 Shenzhen Jooan Technology Co Ltd A6M U Smart Camera 2BBQ4 2BBQ4A6MU a6m u
Report No.: DNT240287R0472-0960 DateMar 15, 2024 11B_Ant1_2462_0-Reference Page61 / 76 11B_Ant1_2462_30-1000 11B_Ant1_2462_1000-26500
Dongguan DN Testing Co., Ltd. Add: No. 1, West Fourth Street, Xingfa South Road, Wusha Community, Chang an Town, Dongguan City, Guangdong P.R.China Web: www....
lang:tl score:16 filesize: 5.93 M page_count: 14 document date: 2024-03-21