

## Manuals+

[Q & A](#) | [Deep Search](#) | [Upload](#)

manuals.plus /

> [SHOKZ](#) /

> [SHOKZ New OpenRun Pro 2 User Manual](#)

## SHOKZ SHOKZ S820

# SHOKZ New OpenRun Pro 2 User Manual

Open-Ear, Bone Conduction Sport Headphones

## 1. INTRODUCTION

Thank you for choosing the SHOKZ New OpenRun Pro 2 bone conduction sport headphones. These headphones are designed to provide a premium audio experience while maintaining situational awareness, making them ideal for sports and daily activities. Featuring advanced bone conduction technology, a comfortable open-ear design, and robust features, the OpenRun Pro 2 ensures high-quality sound and reliable performance.



*Image: The SHOKZ New OpenRun Pro 2 headphones, showcasing their sleek, open-ear design in black.*

## 2. WHAT'S IN THE BOX

Your SHOKZ New OpenRun Pro 2 package includes the following items:

- OpenRun Pro 2 Wireless Stereo Bone Conduction Headphones

- Charging Cable (USB-A to USB-C)
- Hard Shell Carrying Case
- Silver Glowing Stickers
- User Guide



Image: All components included in the SHOKZ OpenRun Pro 2 package: headphones, charging cable, hard shell case, reflective stickers, and user guide.

### 3. PRODUCT OVERVIEW AND KEY FEATURES

The OpenRun Pro 2 headphones are engineered with advanced technology to enhance your listening experience and active lifestyle.

#### 3.1. Unparalleled Audio with Shokz DualPitch™

Experience rich, detailed sound with dual drivers that combine the clear highs of bone conduction technology with the deep bass of air conduction technology. This innovative design delivers powerful, 3D audio for an immersive listening experience.

# Groundbreaking Tech. Game-Changing Sound.

Dual Drivers, Rich Detail

 Shokz DualPitch™



**Bone conduction**

Clear highs and natural mids



**Air conduction**

Deep, powerful bass



*Image: A visual representation of Shokz DualPitch™ technology, illustrating how both bone conduction and air conduction drivers work together for enhanced audio quality.*

## 3.2. Open-Ear Awareness

SHOKZ's signature open-ear design allows you to enjoy your audio while remaining safely aware of your surroundings. This is crucial for outdoor activities, ensuring you can hear traffic, pedestrians, and other environmental sounds. The leak-free design ensures your audio remains private.

# Shokz Open-Ear Listening

Listen to music while staying connected to your surroundings



*Image: A person running in an urban environment, demonstrating the open-ear design that allows for situational awareness.*

### **3.3. Secure and Stable Fit**

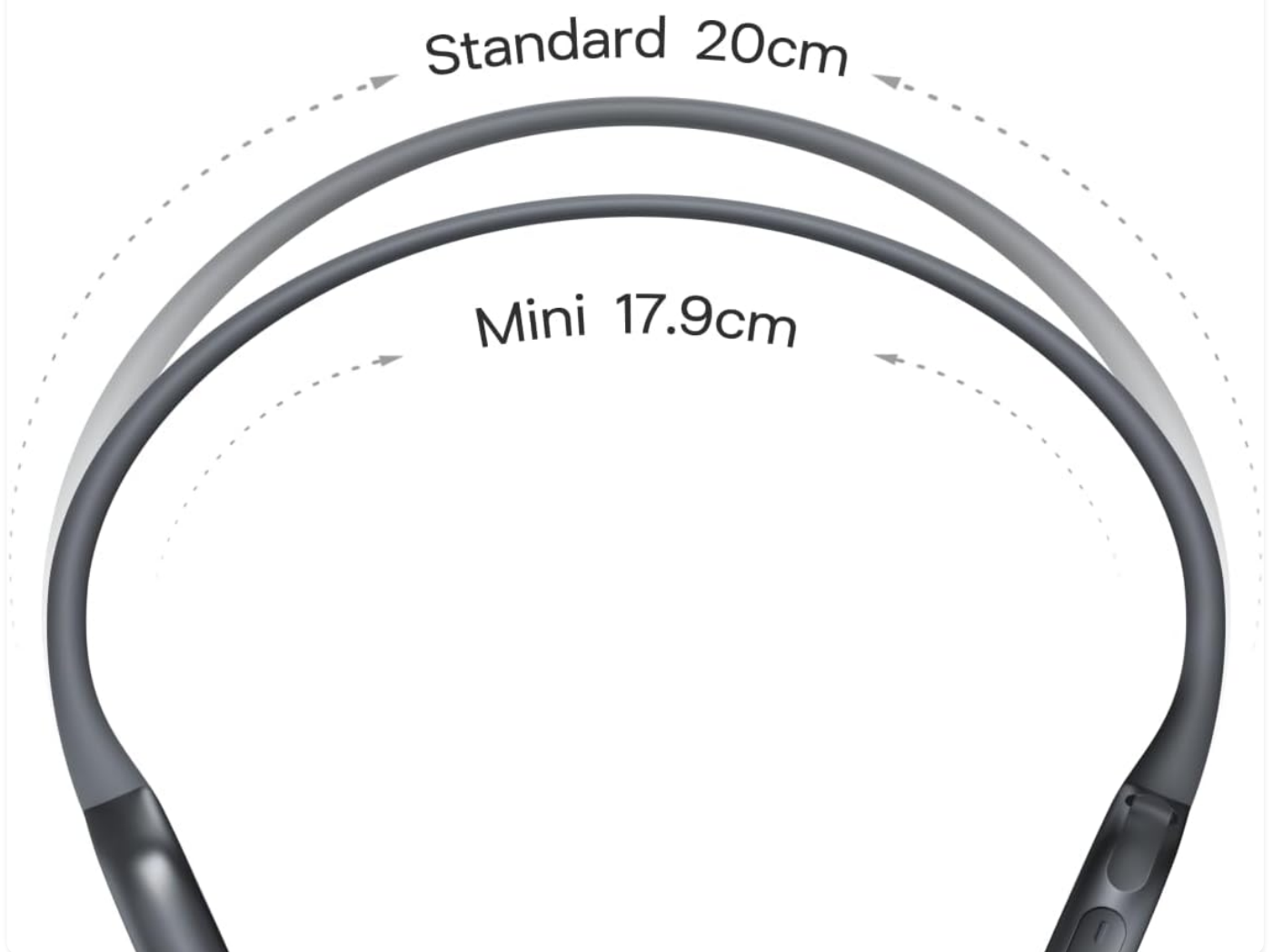
The weight-optimized unibody frame and ergonomic ear hooks, integrated with a Ni-Ti alloy memory wire, provide a secure and comfortable fit that resists slips and shifts, even during intense workouts. Available in Standard and Mini sizes for a seamless fit.

# Choose from standard or mini size for a seamless fit

Standard for the majority

Mini for smaller head sizes, or a tighter fit

\*Only the band sizes are different, specifications are totally the same.



*Image: A diagram illustrating the difference in band length between the Standard (20cm) and Mini (17.9cm) sizes of the OpenRun Pro 2, helping users choose the correct fit.*

# Lightweight Build. Weightless Feel.




Optimized  
squeeze

-16%



Reduced vibration



Openrun Pro



Openrun Pro 2

Controlled weight

30.3g



Image: A person running on a trail, emphasizing the lightweight build (30.3g) and optimized squeeze for enhanced comfort and reduced vibration.

## 3.4. Durability and Connectivity

The OpenRun Pro 2 features an IP55 sweat and water-resistant rating, making them suitable for various weather conditions and intense workouts. Bluetooth 5.3 ensures a smooth and stable connection. The headphones also feature wind-resistant microphones and effortless USB-C charging.

## Wind-Resistant Mics



## Quick Charge

Get 2.5 hours of playtime in 5 minutes



## Sweat and Water-Resistant



## Effortless USB-C Charging

Waterproof USB-C port

## Smooth and Stable Connection

Bluetooth 5.3



## Longer Playtime

Up to 12 hours of playtime

*Image: A collage of features including wind-resistant mics, quick charge (2.5 hours playtime in 5 minutes), IP55 sweat and water resistance, effortless USB-C charging, smooth and stable Bluetooth 5.3 connection, and up to 12 hours of playtime.*

### 3.5. Smart Features and App Control

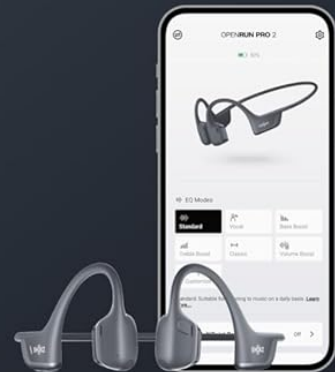
Customize your audio experience with dedicated EQ modes available on the Shokz App. Choose between Classic Mode for pure bone conduction sound or Volume Boost Mode for noisy environments. The headphones also support multipoint pairing, allowing connection to two devices simultaneously.

# Unlock In-App Features



## Tailor your experience

6 preset EQs + 2 custom modes



## MultiPoint pairing

Connect headphones to 2 devices at once

*Image: Screenshots of the Shokz App on a smartphone and a laptop, demonstrating the ability to tailor the listening experience with 6 preset EQs and 2 custom modes, as well as multipoint pairing functionality.*

## 4. SETUP

### 4.1. Charging Your Headphones

1. Connect the USB-C end of the charging cable to the charging port on your OpenRun Pro 2 headphones.
2. Connect the USB-A end of the charging cable to a USB power adapter (not included) or a computer's USB port.
3. The LED indicator on the headphones will show the charging status. A full charge takes approximately 1 hour.
4. A 5-minute quick charge provides up to 2.5 hours of playtime.

## 4.2. Pairing Your Headphones

1. **Power On:** Press and hold the Power/Volume+ button for 2 seconds until the LED indicator flashes blue.
2. **Enter Pairing Mode:** When powered off, press and hold the Power/Volume+ button for 5-7 seconds until the LED indicator flashes red and blue alternately, indicating pairing mode.
3. **Connect to Device:** On your device (smartphone, tablet, computer), open Bluetooth settings and select "OpenRun Pro 2" from the list of available devices.
4. **Confirmation:** Once successfully paired, the LED indicator will flash blue once, and you will hear a voice prompt "Connected."

## 4.3. Multipoint Pairing

The OpenRun Pro 2 supports multipoint pairing, allowing you to connect to two devices simultaneously (e.g., a smartphone and a laptop). This enables seamless switching between audio sources.

1. Pair the first device as described in section 4.2.
2. Enter pairing mode again (red and blue flashing LED).
3. Connect the second device.
4. Turn off the headphones.
5. Turn on the headphones. They will now be connected to both devices.

# 5. OPERATING YOUR OPENRUN PRO 2

## 5.1. Button Functions

Button	Action	Function
Power/Volume+	Press once	Increase volume
Power/Volume+	Press and hold (2s)	Power On/Off
Volume-	Press once	Decrease volume
Multifunction Button	Press once	Play/Pause audio, Answer/End call
Multifunction Button	Press twice	Next track
Multifunction Button	Press three times	Previous track
Multifunction Button	Press and hold (2s)	Activate voice assistant
Multifunction Button	Press and hold (2s) during call	Reject call

## 5.2. Shokz App Features

Download the official Shokz App from your device's app store to unlock additional features and customize your listening experience:

- **EQ Modes:** Select from 6 preset equalizer modes or create your own with 2 customizable options to fine-tune the audio to your preference.
- **Volume Boost Mode:** Amplify sound in loud environments for clearer listening.
- **Classic Mode:** Enjoy a pure bone conduction sound experience.
- **Firmware Updates:** Keep your headphones up-to-date with the latest performance enhancements.

## 6. MAINTENANCE

### 6.1. Cleaning

- Wipe the headphones with a soft, damp cloth after each use, especially after workouts, to remove sweat and dirt.
- Do not use abrasive cleaners or harsh chemicals.
- Ensure the USB-C charging port is dry before charging.

### 6.2. Storage

- Store the headphones in their hard shell carrying case when not in use to protect them from dust and damage.
- Avoid storing in extreme temperatures (hot or cold) or in direct sunlight.

### 6.3. Water Resistance

The OpenRun Pro 2 has an IP55 water-resistant rating, meaning they are protected against dust and low-pressure water jets. They are suitable for sweat and light rain but should not be submerged in water.

## 7. TROUBLESHOOTING

- **No Power:** Ensure the headphones are fully charged. Connect them to the charging cable and a power source.
- **No Sound:** Check the volume level on both the headphones and your connected device. Ensure the headphones are properly paired and connected. Try restarting both the headphones and the audio source device.
- **Pairing Issues:** Make sure the headphones are in pairing mode (red and blue flashing LED). Turn off Bluetooth on other nearby devices that might interfere. Clear the pairing history on your device and try pairing again.
- **Poor Sound Quality:** Ensure the headphones are positioned correctly on your cheekbones. Adjust EQ settings in the Shokz App. Check for any obstructions between the headphones and your device.
- **Microphone Not Working:** Ensure the headphones are connected and selected as the audio input device on your computer or smartphone. Check for any debris blocking the microphone ports.

## 8. TECHNICAL SPECIFICATIONS

Feature	Specification
Model Name	OpenRun Pro2
Model Number	SHOKZ S820
Connectivity Technology	Wireless (Bluetooth)

Feature	Specification
Bluetooth Version	5.3
Bluetooth Range	33 Feet (10 meters)
Audio Driver Type	Bone Conduction Driver
Battery Life	Up to 12 Hours
Charging Time	1 Hour
Water Resistance Level	IP55 (Sweat and Water Resistant)
Item Weight	30.3 Grams (1.07 ounces)
Product Dimensions	4.88 x 1.78 x 3.94 inches
Material	Nickel-Titanium Alloy, Silicone, Plastic
Frequency Range	20 Hz - 20,000 Hz
Sensitivity	98 dB
UPC	810092678946

## 9. WARRANTY AND SUPPORT

### 9.1. Warranty Information

SHOKZ products are designed and manufactured to the highest quality standards. For specific warranty details and terms, please refer to the warranty card included in your product packaging or visit the official SHOKZ website. Protection plans may also be available for extended coverage.

### 9.2. Customer Support

If you encounter any issues or have questions regarding your SHOKZ New OpenRun Pro 2 headphones, please refer to the troubleshooting section of this manual. For further assistance, visit the official SHOKZ support website or contact their customer service team. Please have your product model number (SHOKZ S820) and purchase information ready when seeking support.