

Cozion C91176-FBA-DE

Cozion 3-in-1 Electric Anti-Cellulite Massager User Manual

MODEL: C91176-FBA-DE

1. Product Overview

Welcome to your Cozion 3-in-1 Electric Anti-Cellulite Massager. This device is designed to provide comprehensive skin care for both face and body, utilizing advanced technologies to help improve skin appearance and texture. Please read this manual thoroughly before first use to ensure safe and effective operation.



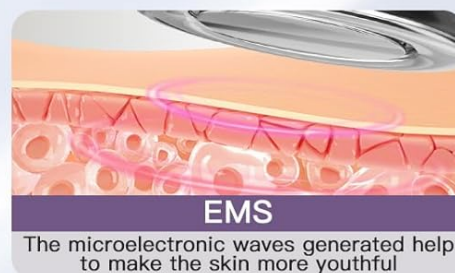
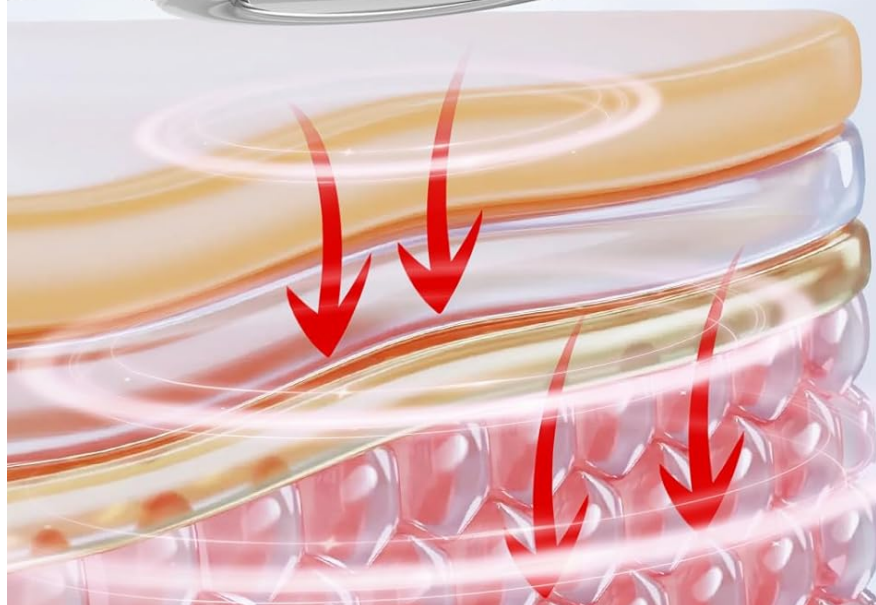
The Cozion 3-in-1 Electric Anti-Cellulite Massager features a sleek, ergonomic design with a digital display and control buttons for easy operation.

2. Key Features: Modes and Functions

Your Cozion massager integrates four distinct modes and an infrared LED function for versatile treatment:

- **EMS (Electrical Muscle Stimulation):** Microelectronic waves generated help to make the skin more youthful.
- **RF (Radiofrequency):** Penetrates the subcutaneous tissue and helps tighten the skin.
- **EMS + RF:** Combines both technologies for enhanced results.
- **CAVI (Cavitation):** Can achieve contouring results by massage and helps with shaping. *Note: CAVI mode is not suitable for use on the face.*
- **Infrared LED:** Always on, this LED increases skin cell vitality and helps restore skin elasticity.

Introduction to The Four Functions



This image displays the four core functions of the device: EMS for skin rejuvenation, RF for tightening, CAVI for contouring, and Red Light for enhancing skin vitality and elasticity.

3. Safety Information

Please read all safety information carefully before using the device to prevent injury or damage.

- Do not use the device while it is charging.
- Only use a standard 5V 2A charger for charging. Fast chargers are not compatible with this product.
- Do not use the CAVI function on the face. Facial use is restricted to EMS and RF functions only.
- Pay close attention to body positioning and application technique during use.
- If you have any uncertainties about potential contraindications, consult a medical professional before use.
- Always read the product label, warnings, and instructions provided on the product packaging before using or consuming the product.

4. Setup

Follow these steps for initial setup of your Cozion massager:

1. **Charging:** Before first use, fully charge the device using the provided cable and a standard 5V 2A charger. The device cannot be used while charging.
2. **Preparation:** Ensure your skin is clean. It is recommended to apply a conductive gel, anti-stretch mark cream, or massage oil to the treatment area before use to enhance effectiveness.

Easy to Use

Consistent use of 15 minutes per day

4 Modes—EMS, RF, EMS+RF, CAVI (LED always there)

EMS 9 levels , RF and CAVI are both 3 levels , it is recommended to start at a low level and increase the intensity after the body has adapted.



Gear Adjustment



On/Off Buttons

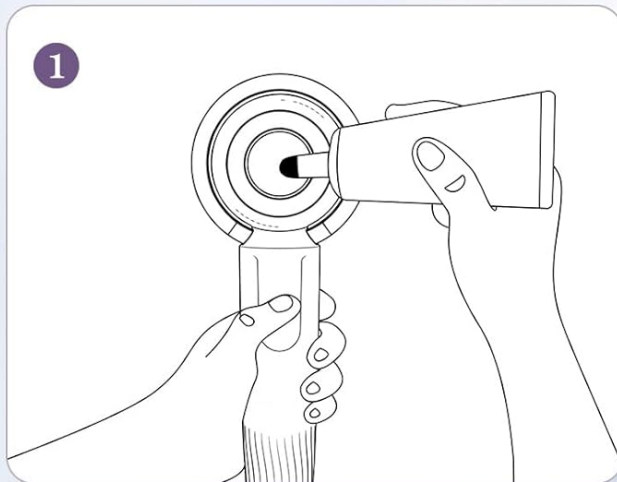


Mode Selection

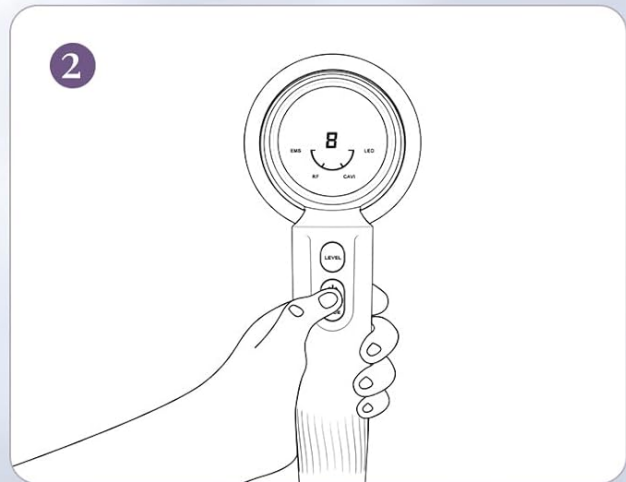


The device is equipped with a 1200 mAh rechargeable battery, allowing for wireless operation. Its portable design makes it convenient for use anywhere, including travel.

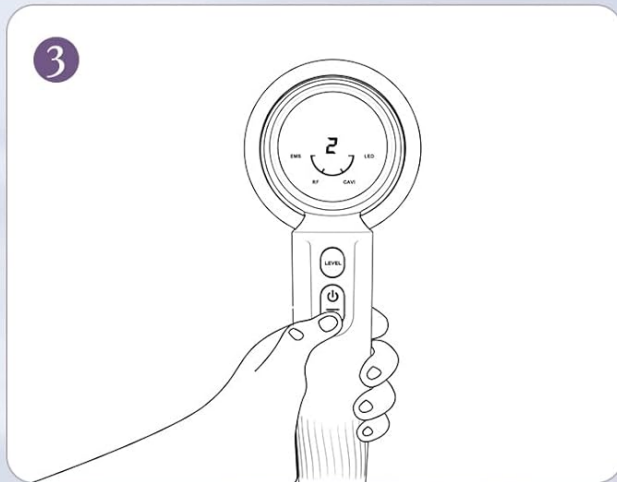
How to Use



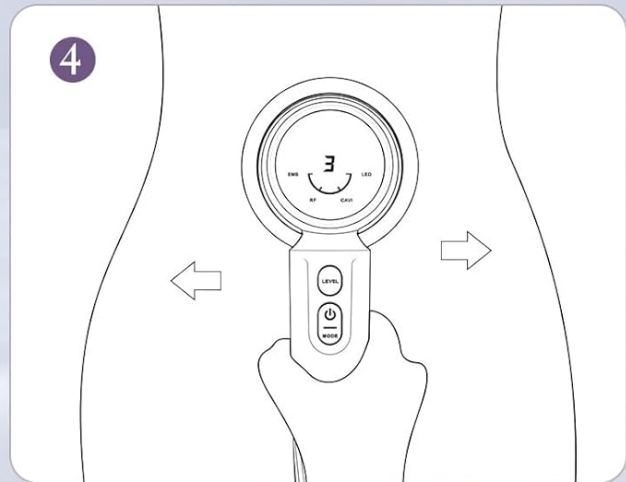
Hydrogel: Squeeze the hydrogel from the bottle and place it in the centre of the middle electrode pad.



Startup: Press and hold the power button until the intensity and mode displays light up, then release the power button.



Select Mode: Press the Mode button to select the demand mode.



Massage: Aim the massage head at the massage area and move it gently and repeatedly when you feel the proper strength.

The control panel features a 'Level' button for intensity adjustment, an 'On/Off' button, and a 'Mode' button for selecting the desired function.

5. Operating Instructions

Follow these steps for effective use of your Cozion massager:

1. **Apply Hydrogel/Gel:** Squeeze hydrogel or conductive gel onto the center of the middle electrode pad of the device.
2. **Power On:** Press and hold the power button until the intensity and mode display lights up. Then, release the button.
3. **Select Mode:** Press the 'Mode' button to cycle through the available modes: EMS, RF, EMS+RF, and CAVI.
4. **Adjust Intensity:** Use the 'Level' button to adjust the intensity. EMS has 9 adjustable levels, while RF and CAVI modes each have 3 levels. It is recommended to start at a low level and gradually increase the intensity as your body adapts.
5. **Application:** Aim the massage head at the desired treatment area and move it gently and repeatedly across the skin.

For optimal results, it is recommended to use the device 3-5 times per week for 15-20 minutes per session. Consistent use for 45-60 days may lead to visible results.



This visual guide demonstrates the usage process: 1. Apply hydrogel. 2. Power on the device. 3. Select the desired mode. 4. Gently massage the target area.

Whole Body Use



The device is suitable for various body parts such as the abdomen, waist, buttocks, arms, legs, and back. Note that the CAVI mode should not be used on the face.

6. Maintenance

Proper care and maintenance will extend the life of your device:

- After each use, wipe the device head with a soft, damp cloth to remove any gel or residue.
- Do not immerse the device in water or use abrasive cleaners.
- Store the device in a cool, dry place, away from direct sunlight and extreme temperatures.
- Ensure the device is fully charged before long-term storage to maintain battery health.

7. Troubleshooting

If you encounter any issues with your device, please refer to the table below for common problems and solutions:

Problem	Possible Cause	Solution
Device does not turn on.	Low battery; Device used while charging; Faulty charger.	Ensure the device is fully charged before use. Do not use while charging. Use only a standard 5V 2A charger. If issues persist, contact customer support.
Device automatically shuts off.	Automatic shut-off feature activated (after 17 minutes of inactivity).	This is a normal safety feature. To continue use, restart the device.
No sensation or weak sensation during use.	Incorrect mode/intensity; Insufficient conductive gel; Improper contact with skin.	Ensure the correct mode and intensity level are selected. Apply sufficient conductive gel. Ensure the device head makes full contact with the skin.

8. Specifications


Technical details of your Cozion 3-in-1 Electric Anti-Cellulite Massager:






- **Model Number:** C91176-FBA-DE
- **Dimensions:** 16 x 7 x 28 cm
- **Weight:** 600 grams
- **Power Source:** Battery (1 AA battery included)
- **Battery Capacity:** 1200 mAh (rechargeable)
- **Material:** ABS, PC, Stainless Steel
- **Color:** Grey
- **Special Features:** LCD Display, Portable, Rechargeable
- **Operating Frequency (CAVI):** Max 1M
- **Automatic Shut-off:** After 17 minutes of inactivity
- **Origin:** China

9. Warranty and Support

For any questions, technical assistance, or warranty claims, please contact Cozion customer support. Refer to your purchase documentation for specific warranty details and contact information. We are committed to providing you with the best possible experience.

Related Documents - C91176-FBA-DE

	LED Facial Mask User Guide Instructions for using the LED Facial Mask, including operation, charging, and recommended usage for optimal skincare results.
---	--

	<p>Amazon FBA Fulfilmentkosten en Services Gids</p> <p>Een uitgebreide gids voor Amazon Fulfilment by Amazon (FBA) kosten, inclusief fulfilmentkosten, opslagkosten, optionele services, verwijzingsvergoedingen en veelgestelde vragen voor verkopers.</p>
	<p>Amazon FBA and MCF Fee Schedule</p> <p>This document outlines the fee schedule for Amazon's Fulfilment by Amazon (FBA) and Multichannel Fulfilment (MCF) services, detailing various charges for storage, shipping, and additional services across different European countries. It includes breakdowns by product size, weight, and service type, with specific rates for standard and expedited shipping, as well as programs like Pan-European FBA and European Fulfilment Network (EFN).</p>
	<p>Grille Tarifaire Amazon FBA : Frais d'Expédition, Stockage et Services pour l'Europe 2025</p> <p>Découvrez la grille tarifaire complète d'Amazon FBA pour l'Europe, incluant les frais d'expédition, de stockage, les commissions sur vente et les services optionnels, en vigueur à partir d'octobre 2025. Détails sur les programmes Expédié par Amazon à bas prix, standard, paneuropéen, EFN, et plus.</p>
	<p>Fulfilment by Amazon (FBA) Fee Schedule for Europe</p> <p>Detailed fee schedule for Fulfilment by Amazon (FBA) services in Europe, covering shipping fees, storage fees, optional services, and referral fees. Includes rates valid from October 15, 2025.</p>
	<p>Philips OneBlade 360 Face + Body QP2834/31: Aparar, Contornar e Cortar Pelos</p> <p>Descubra a Philips OneBlade 360 Face + Body QP2834/31. Aparar, contornar e cortar pelos de qualquer comprimento sem esforço com tecnologia inovadora e design à prova de água.</p>