

## AMERLIFE BMB020

# AMERLIFE Full Bed Frame with Recline Headboard and LED Light (Model BMB020)

Instruction Manual

## INTRODUCTION

---

Thank you for choosing the AMERLIFE Full Bed Frame. This manual provides essential information for the safe assembly, operation, and maintenance of your new bed frame. Please read all instructions carefully before beginning assembly and retain this manual for future reference.

## SAFETY INFORMATION

---

### WARNING:

- Always follow assembly instructions carefully to ensure stability and prevent collapse.
- Do not exceed the maximum weight capacity of **900 pounds**.
- Exercise caution around the bed frame, as it may have sharp edges or pinch points during assembly or use.
- Keep all small parts and packaging materials away from children.

## PACKAGE CONTENTS

---

Before assembly, verify that all components are present. If any parts are missing or damaged, please contact customer support.

- Headboard
- Bed Frame Side Rails
- Footboard

- Slats and Slat Supports
- LED Light Kit (including remote control and power adapter)
- Hardware Pack (screws, bolts, washers, Allen wrench)
- Assembly Instructions

## SETUP AND ASSEMBLY

Assembly typically requires two adults and takes approximately 1-2 hours. Follow the step-by-step instructions provided in the included assembly guide. Ensure all connections are secure before use.

### Key Assembly Features:


- **Sturdy Metal Structure:** The frame incorporates a robust metal structure for enhanced stability and durability.
- **Thickened Hardwood Slats System:** Provides solid support for your mattress without the need for a box spring.
- **Velcro Design:** Slats feature a Velcro design to ensure stability and eliminate friction noise.
- **Concealed Bed Feet:** Unique hidden legs create a floating visual effect and prevent accidental bumps.

## Considerate Design




### Sturdy Metal Structure

Provides exceptional stability & durability.



### Velcro Design

Ensure stability between slats and foundation to eliminate friction noise



### Noise Free

Noise-reducing sponge ensures a peaceful night's sleep.

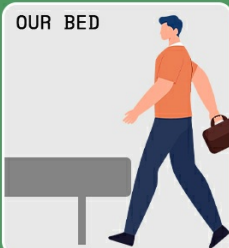
Figure 1: Illustration of the bed frame's sturdy metal structure, Velcro slat design, and noise-reducing features.

## Considerate Design

### Concealed Bed Feet

### Bump-Proof!

OUR BED



REGULAR BED



Figure 2: Comparison of concealed bed feet design for safety and aesthetics.



*Figure 3: View of the bed frame's slat system and integrated LED lighting.*

## OPERATING INSTRUCTIONS

---

### LED Light Operation:

The integrated RGB LED lights offer over 60,000 colors and various modes. Control the lights using the provided remote control or a compatible smartphone application.

- **Brightness Adjustment:** Use the remote or app to increase or decrease light intensity.
- **Color Selection:** Choose from a wide spectrum of colors.
- **Dynamic Modes:** Select pre-programmed lighting effects.
- **Timing Function:** Set timers for automatic on/off.
- **Music/Mic Mode:** Lights can react to sound via the app.

# RGB LED Lights

Set the perfect mood effortlessly  
via app/remote control



Figure 4: RGB LED light features and control options.

Your browser does not support the video tag.

Video 1: Demonstration of the Floating Bed Frame with LED Light features. This video showcases the LED lighting effects and the overall design of the bed frame.

## Recline Headboard:

The center section of the headboard features a recline design, providing comfortable back support. This feature allows for a more relaxed posture while sitting up in bed.

# Floating & Recline Headboard



Figure 5: Detail of the recline headboard design.

## MAINTENANCE

- **Cleaning:** Wipe the bed frame surfaces with a soft, damp cloth. Avoid harsh chemicals or abrasive cleaners.
- **Hardware Check:** Periodically check all bolts and screws to ensure they remain tight. Retighten as necessary to maintain stability.
- **LED Lights:** Ensure the LED light strip and power connections are free from dust and obstructions.

## TROUBLESHOOTING

Problem	Possible Cause	Solution
Bed frame is wobbly or squeaks	Loose hardware; uneven assembly	Check and tighten all bolts and screws. Ensure the frame is on a level surface.

Problem	Possible Cause	Solution
LED lights not working	Power connection issue; faulty remote; damaged light strip	Verify power adapter is securely plugged in. Check remote battery. Inspect light strip for visible damage. Contact support if issues persist.
Headboard recline mechanism not functioning	Obstruction; mechanism damage	Check for any objects obstructing the recline. Do not force the mechanism.

## SPECIFICATIONS

---

- **Model Number:** BMB020
- **Size:** Full
- **Material:** Engineered Wood
- **Product Dimensions (L x W x H):** 77" x 53.9" x 47"
- **Item Weight:** 78.7 Pounds
- **Maximum Weight Recommendation:** 900 Pounds
- **Color:** Washed Gray
- **Style:** Contemporary, Farmhouse
- **Special Features:** Squeak Resistant, Floating Design, Recline Headboard, RGB LED Light Kit
- **Assembly Required:** Yes (Approx. 1-2 hours for two adults)
- **Compatible Mattress Size:** Full (Recommended 12"-15" height)

# FULL SIZE

54" (L) x 78" (D) x 47" (H)



Max Weight Capacity

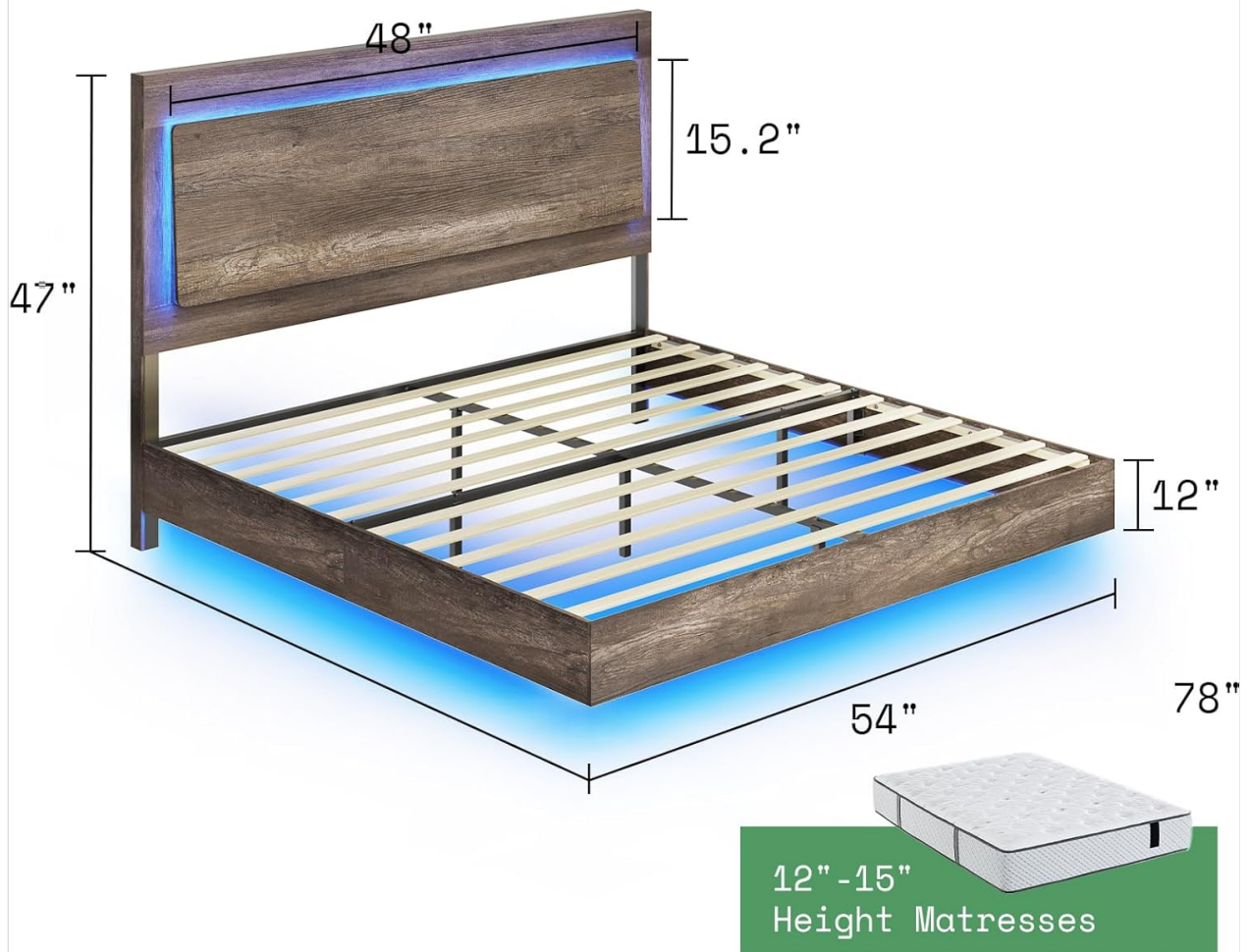


Figure 6: Detailed dimensions and weight capacity for the Full size bed frame.



Classic Woodgrain



Thickened Hardwood Slats System



Sturdy Metal Structure

Figure 7: Construction details including woodgrain, slats, and metal frame.

## WARRANTY AND SUPPORT

For warranty information or customer support, please refer to the manufacturer's official website or contact the seller directly through your purchase platform. Keep your proof of purchase for any warranty claims.