

## Ninkear N16 PRO

# Ninkear N16 Pro Gaming Laptop User Manual

Model: N16 PRO

### INTRODUCTION

The Ninkear N16 Pro is a high-performance gaming laptop designed for demanding tasks, including professional work, gaming, and graphic design. It features a 13th Gen Intel Core i7-13620H processor, a 16-inch 2.5K IPS display with a 165Hz refresh rate, 32GB DDR4 RAM, and a 1TB PCIe SSD. This manual provides essential information for setting up, operating, maintaining, and troubleshooting your N16 Pro laptop.

### PACKAGE CONTENTS

Before you begin, please ensure all items are present in the package:

- 1 x N16 PRO Laptop
- 1 x Charger
- 1 x Mouse
- 1 x Mousepad

### SETUP

#### Initial Power-On and Charging

Connect the provided charger to the laptop's charging port (4.8mm/1.7mm) and a power outlet. Allow the laptop to charge for at least 30 minutes before the first use, or until the battery indicator shows sufficient charge.

#### Connecting Peripherals

The N16 Pro offers various ports for connecting external devices:

- **USB 2.0:** 1 port for standard USB devices.
- **USB 3.0:** 2 ports for high-speed data transfer.
- **HDMI:** 1 port for connecting to external displays.
- **Type-C:** 1 port (data only).
- **3.5mm Audio Jack:** 1 port for headphones or external speakers.



Image: Overview of the Ninkear N16 Pro's function interfaces, including USB, HDMI, Type-C, and audio ports.

## Operating System Setup

The laptop comes pre-installed with Windows 11 Home. Follow the on-screen prompts to complete the initial Windows setup, including language selection, network connection, and user account creation.

## OPERATING THE LAPTOP

### Power On/Off

Press the power button located on the laptop to turn it on. To turn off, click the Start button in Windows, then select Power > Shut down.

## Keyboard and Touchpad

The N16 Pro features a full-size backlit keyboard and a touchpad. A small numeric keypad is attached to the right side of the keyboard.



Image: Close-up view of the Ninkear N16 Pro's full-size backlit keyboard and integrated numeric keypad.

## Function Keys (Fn Combinations)

Utilize the Fn key in combination with the F-keys for quick access to various functions:

- **Fn+F1:** WLAN On/Off
- **Fn+F2:** Mute On/Off
- **Fn+F3:** Touchpad On/Off
- **Fn+F5:** Bluetooth On/Off
- **Fn+F7:** Multi-display mode
- **Fn+F8:** Display off mode

## Display Features

The 16-inch 2.5K (2560x1600) IPS display offers a 165Hz refresh rate for smooth visuals. It supports 400 Nits brightness, 100% sRGB, and 400 HDR.

# Ultra high Resolution The Ultimate Visual Experience

16 inch 2.5K Resolution (2560\*1600) 120Hz Refresh Rate



**2.5k** **ULTRA HD** **120Hz**

<b>400 NITE</b> Nite brightness	<b>95%</b> NTSC	<b>100%</b> sRGB	<b>400</b> HDR	<b>1200:1</b> Contrast Ratio
------------------------------------	--------------------	---------------------	-------------------	---------------------------------

Image: The Ninkear N16 Pro's high-resolution display, highlighting its 2.5K resolution and 120Hz refresh rate capabilities.

## Connectivity

The laptop supports WiFi 6 (IEEE 802.11ax) for fast and stable wireless connections, with speeds up to 866 Mbps. Bluetooth 5.0 is also integrated for connecting wireless peripherals.



Image: Visual representation of the Ninkear N16 Pro's WiFi 6 capabilities, indicating fast and efficient wireless connectivity.

### Fingerprint Unlock

The N16 Pro features fingerprint unlock for secure and fast login. Set up your fingerprint in Windows Settings > Accounts > Sign-in options.



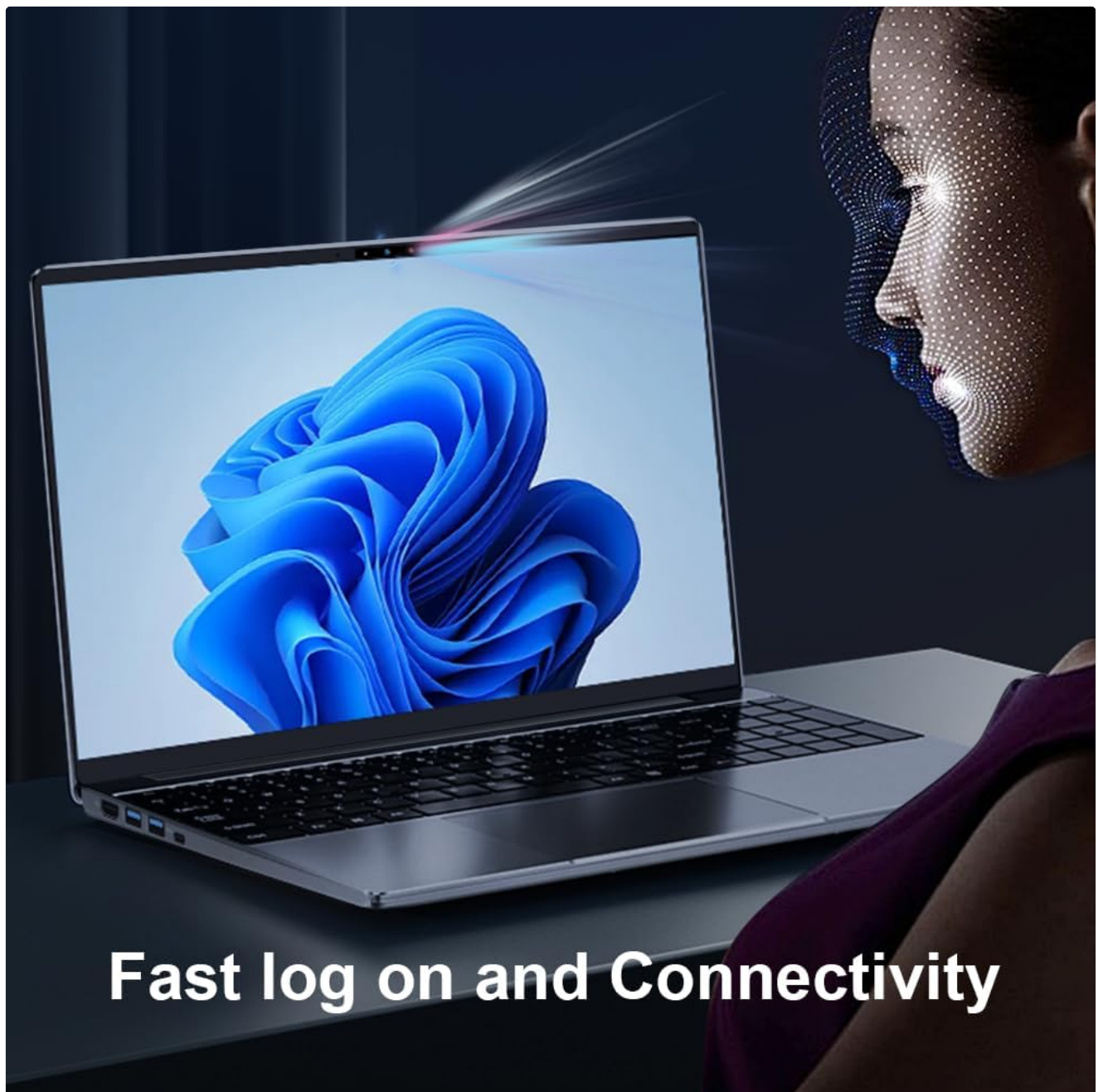


Image: The Ninkear N16 Pro demonstrating fast login capabilities, likely referring to its fingerprint reader or facial recognition feature.

## MAINTENANCE

### Cleaning the Laptop

- Use a soft, lint-free cloth to clean the screen and exterior.
- For stubborn marks, dampen the cloth slightly with water or a screen cleaner.
- Avoid spraying liquids directly onto the laptop.
- Regularly clean the keyboard and touchpad to prevent dust buildup.

### Cooling System

The N16 Pro features powerful dual cooling fans. Ensure the vents are not obstructed to maintain optimal performance and extend the laptop's lifespan. Avoid placing the laptop on soft surfaces that can block airflow.

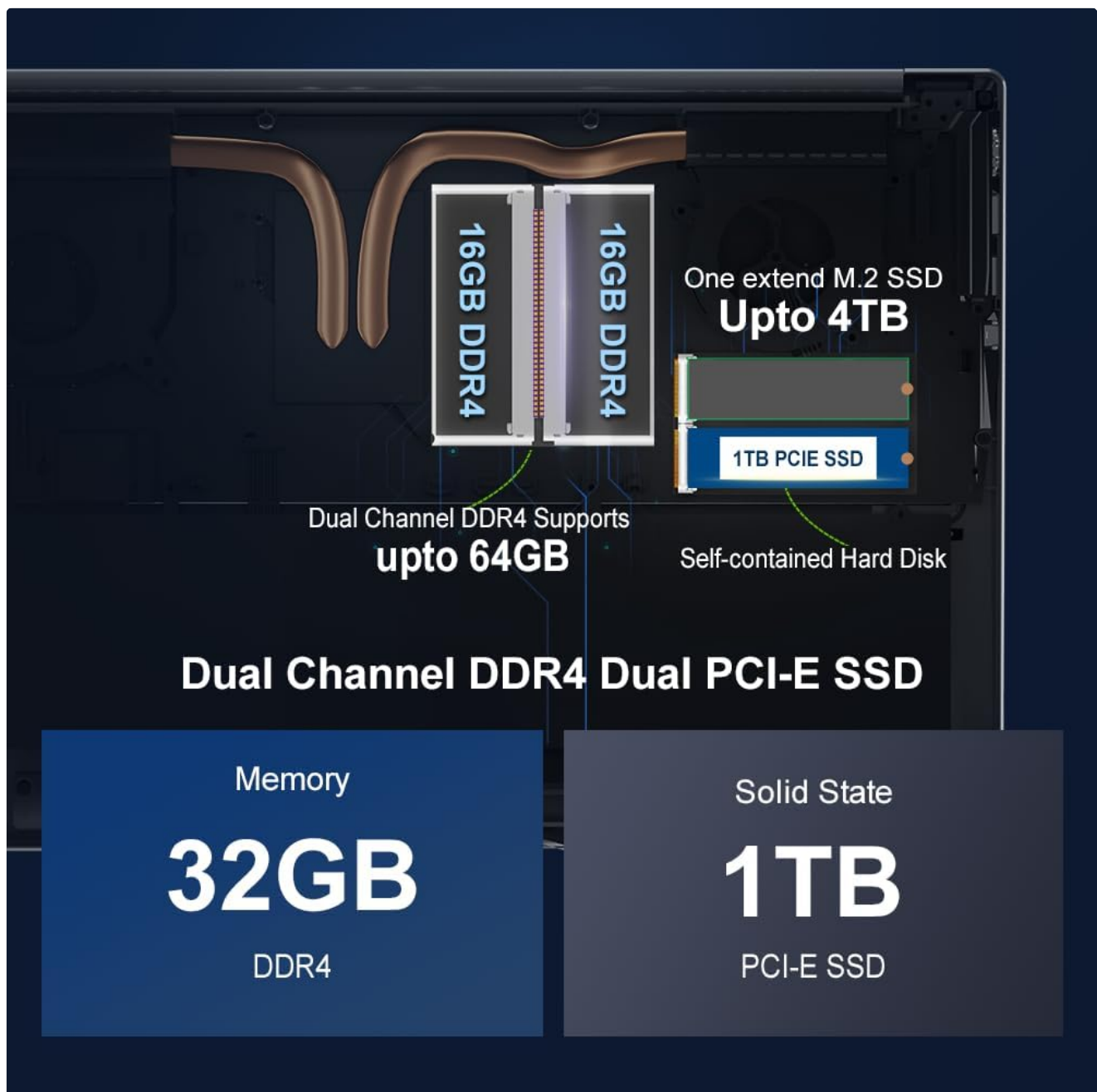


Image: Internal view of the Ninkear N16 Pro's 2-in-1 cooling module, illustrating its dual fan design for efficient heat dissipation.

### Battery Care

- To maximize battery life, avoid fully discharging the battery frequently.
- Store the laptop in a cool, dry place if not used for extended periods.
- The average battery life is approximately 8 hours.

### Storage Expansion

The N16 Pro supports dual-channel memory and storage expansion. The maximum memory can be expanded to 64GB RAM, and the SSD can be extended up to 4TB via an M.2 SSD slot.

# A new Level Of Professional Performance

Equipped with 13th Gen Intel Core™ i7 processor frequency up to 4.90Ghz. N16 Pro is designed for provides all the horsepower you need. Incredible multitasking efficiency faster graphics and smoother gameplay are now in one.




Image: Diagram illustrating the Ninkear N16 Pro's dual-channel DDR4 memory support (up to 64GB) and an extendable M.2 SSD slot (up to 4TB).

## TROUBLESHOOTING

### Common Issues and Solutions

- **Laptop not powering on:**

Ensure the charger is securely connected and the power outlet is functional. Check if the battery has sufficient charge.

- **No Wi-Fi connection:**

Check if Wi-Fi is enabled (Fn+F1). Restart your router and the laptop. Verify Wi-Fi drivers are up to date in Device Manager.

- **Touchpad not responding:**

Ensure the touchpad is not disabled (Fn+F3). Check Windows settings for touchpad functionality.



- **Slow performance:**  
Close unnecessary applications. Check for background processes in Task Manager. Ensure cooling vents are clear. Consider updating drivers or performing a system scan for malware.
- **Display issues (no image, flickering):**  
Ensure the display is not turned off (Fn+F8). Try connecting an external monitor via HDMI to check if the issue is with the laptop's display or graphics output.

### SPECIFICATIONS

Feature	Detail
Model Name	N16 PRO
Processor	13th Gen Intel Core i7-13620H (10 Cores, 16 Threads, up to 4.9 GHz)
Display	16-inch IPS, 2560 x 1600 (2.5K), 165Hz Refresh Rate, 400 Nits, 100% sRGB, 400 HDR
RAM	32GB DDR4 (Dual Channel, expandable up to 64GB)
Storage	1TB PCIe SSD (expandable up to 4TB via M.2 slot)
Graphics	Intel UHD Graphics (Integrated)
Operating System	Windows 11 Home
Wireless Connectivity	WiFi 6 (IEEE 802.11ax), Bluetooth 5.0
Ports	1x USB 2.0, 2x USB 3.0, 1x HDMI, 1x Type-C (data only), 1x 3.5mm Audio Jack
Battery	5000 mAh, approx. 8 hours average battery life
Dimensions	3.3 x 3.05 x 0.76 cm
Weight	3.18 Kilograms
Special Features	Backlit Keyboard, Fingerprint Reader, Numeric Keypad, Dual Cooling Fans

### WARRANTY AND SUPPORT

The Ninkear N16 Pro laptop includes a **1-year warranty service**. For any quality issues or technical assistance, please contact Ninkear customer service. When contacting support, please have your product model (N16 PRO) and purchase details ready.

You can visit the official Ninkear store on Amazon for more information and support resources:[Ninkear Amazon](#)


## Related Documents - N16 PRO

<div>Ninkear</div> <div></div> <div>Quick Start Guide</div> <div>Laptop</div>	<div><a href="#">Ninkear Laptop Quick Start Guide</a></div> <div>A comprehensive quick start guide for Ninkear laptops, covering setup, power management, battery care, and troubleshooting.</div>
<div>Ninkear</div> <div></div> <div>User Manual</div> <div>MINI PC</div>	<div><a href="#">Ninkear MiNi PC User Manual: Setup, Safety, and Usage Guide</a></div> <div>Comprehensive user manual for the Ninkear MiNi PC, covering connection, quick start, safety precautions, environmental guidelines, and disposal information.</div>
<div>EU DECLARATION OF CONFORMITY</div> <div>CE</div> <div>Manufacturer: Shenzhen Ninkear Technology Co., Ltd Address: Room 212, Futue City, Main Station Bayuan Road Baotou District, Shenzhen City, Guangdong Province, E-mail: luffy@ninkear.com Telephone: 19103691023</div> <div>Product: Ninkear N16 Pro Laptop MPN: N16 Pro</div> <div>Authorized Representative in the Community: eVatmaster Consulting GmbH Berlinerstrasse 30, 80335 Frankfurt am Main, Germany contact@evatmaster.com Telefon: 0995179070</div> <div>This declaration of conformity is issued under the sole responsibility of the manufacturer. The product described above is in conformity with the essential requirements of the relevant European directives.</div>	<div><a href="#">EU Declaration of Conformity - Ninkear N16 Pro Laptop</a></div> <div>Official EU Declaration of Conformity for the Ninkear N16 Pro Laptop, detailing manufacturer Shenzhen Ninkear Technology Co., Ltd and authorized representative eVatmaster Consulting GmbH.</div>
<div>Report No.: 2024-010007</div> <div>Date: 1 / 2 p.</div> <div>TEST REPORT</div> <div>Client: Shenzhen Linkebuy Technology Co., Ltd. Address: Room 212, Futue City, Main Station Bayuan Road Baotou District, Shenzhen City, Guangdong Province, E-mail: luffy@ninkear.com Telephone: 19103691023</div> <div>The test results are based on the information provided by the client and the test methods specified in the report.</div> <div>Tested items: Lead (Pb) Mercury (Hg) Cadmium (Cd) Hexavalent Chromium (Cr(VI)) Polybrominated Biphenyls (PBBs) Polybrominated Diphenyl Ethers (PBDEs) Phthalates (PAHs)</div> <div>Test results: The tested items comply with the CE Directive (EU)2015/863 for restricted substances including Lead, Mercury, Cadmium, Hexavalent Chromium, PBBs, PBDEs, and Phthalates. Includes test methods, results, and flow charts.</div>	<div><a href="#">Ninkear Laptop Test Report: Compliance with CE Directive (EU)2015/863</a></div> <div>Comprehensive test report for Ninkear laptops (N16 PRO, A15 PLUS, T40, N15AIR, A15PRO) detailing compliance with CE Directive (EU)2015/863 for restricted substances including Lead, Mercury, Cadmium, Hexavalent Chromium, PBBs, PBDEs, and Phthalates. Includes test methods, results, and flow charts.</div>
<div>Shenzhen Linkebuy Technology Co., Ltd.</div> <div>Model Differences</div> <div>Product Name: G14 Computer Model Differences and Specifications</div> <div>Product Description: Overview of Ninkear G14 computer models, detailing model names, FCC ID, and common circuitry, provided by Shenzhen Linkebuy Technology Co., Ltd.</div>	<div><a href="#">Ninkear G14 Computer Model Differences and Specifications</a></div> <div>Overview of Ninkear G14 computer models, detailing model names, FCC ID, and common circuitry, provided by Shenzhen Linkebuy Technology Co., Ltd.</div>

QuickSpecs

Overview

HP ProBook 640 G8 Notebook PC



1. Processor Options

2. Memory Options

3. Storage Options

4. Display Options

5. Networking Options

6. Ports and Peripherals

7. Power and Battery

8. Accessories

## HP ProBook 640 G8 Notebook PC: Technical Specifications and QuickSpecs

Comprehensive technical specifications, overview, and features for the HP ProBook 640 G8 Notebook PC, detailing processor options, memory, storage, display configurations, networking capabilities, ports, power, and accessories.