

## Roland FANTOM-8EX

# Roland FANTOM-08 88-Note Weighted-Action Synthesizer Keyboard User Manual

Model: FANTOM-08

[Instructions](#)   [Maintenance](#)   [Introduction](#)   [Setup](#)   [Operating](#)   [Specifications](#)   [Troubleshooting](#)   [Warranty & Support](#)

## 1. INTRODUCTION

The Roland FANTOM-08 is an 88-note weighted-action synthesizer keyboard designed for musicians and producers. It integrates Roland's ZEN-Core and SuperNATURAL technologies, offering a vast library of electronic and acoustic sounds. This manual provides essential information for setting up, operating, and maintaining your FANTOM-08. The FANTOM-08 features deep onboard sampling capabilities, professional sequencing tools, and comprehensive DAW integration, making it a versatile instrument for various musical applications.

## 2. SETUP

### 2.1 Unpacking and Inspection

Carefully remove the FANTOM-08 from its packaging. Ensure all components listed below are present and undamaged. If any items are missing or damaged, contact your retailer.

- FANTOM-08 Synthesizer Keyboard
- Owner's Manual (this document)
- Power Cord



Image: Contents of the FANTOM-08 packaging, showing the keyboard, owner's manual, and power cord.

# CREATE

WITHOUT LIMITS

FANTOM EX is designed for **non-stop creation**, with a highly flexible architecture that lets you bring musical ideas alive in seconds.



Image: Front view of the Roland FANTOM-08 Synthesizer Keyboard, showcasing its 88-note weighted-action keys and control panel.

## 2.2 Power Connection

Connect the supplied power cord to the FANTOM-08's AC input and then to a standard electrical outlet. Ensure the power switch is in the OFF position before connecting the power cord.

## 2.3 Audio Connections

The FANTOM-08 offers various audio output options:

- **Main Outputs (L/MONO, R):** Connect these to your mixer, audio interface, or amplifier using standard 1/4-inch TS cables.
- **Sub Outputs (1/2, 3/4):** For additional routing of individual parts or effects.
- **Headphones Jack:** Connect headphones for private monitoring. The FANTOM-08 supports both 6.35mm and 3.5mm jacks.

# FANTOM

AMPLIFIED

Roland's premier synthesizer series,  
**updated** and **enhanced** with  
the latest technologies.



Image: Rear panel of the FANTOM-08, displaying various connectivity options including audio I/O, MIDI I/O, USB, and CV/Gate outputs.

## 2.4 MIDI and USB Connections

For MIDI control and computer integration:

- **MIDI IN/OUT:** Connect to external MIDI devices using standard MIDI cables.
- **USB (Computer):** Connect to your computer for multi-channel audio/MIDI communication. The FANTOM-08 functions as a 4x32 audio/MIDI USB interface.
- **USB (Memory):** Use this port for connecting USB flash drives for data storage and transfer.

## 3. OPERATING INSTRUCTIONS

### 3.1 Powering On/Off

To power on, ensure all connections are secure, then press the power switch. To power off, save any unsaved work, then press the power switch again.

## 3.2 Navigating the User Interface

The FANTOM-08 features a large color touchscreen and dedicated hardware controls for intuitive operation.

- **Touchscreen:** Use the touchscreen to select sounds, adjust parameters, and navigate menus.
- **Knobs and Sliders:** High-resolution knobs and sliders provide tactile control over various sound parameters and mixer levels.
- **RGB Performance Pads:** Use the 16 RGB pads for triggering sounds, samples, and clips.



Image: Detailed view of the FANTOM-08's control panel, highlighting the touchscreen, illuminated knobs, and RGB performance pads for sound creation and sequencing.

## 3.3 Sound Selection and Editing

The FANTOM-08 includes thousands of sounds powered by ZEN-Core, V-Piano, and SuperNATURAL technologies. You can browse sounds by category or search for specific tones using the touchscreen interface.

Sound parameters can be edited using the dedicated synth control section, allowing for detailed customization of tones, filters, and effects.





Image: Visual representation of the FANTOM-08's sound engines, including ACB, ZEN-Core, V-Piano, and SuperNATURAL, along with various model expansions like SH-101, JD-800, JX-8P, and JUPITER-8.

### 3.4 Sequencing and Sampling

Utilize the professional sequencing tools, including a clip-based workflow and TR-REC step sequencer, to create and arrange musical ideas. The deep onboard sampling features allow for recording and manipulating audio directly on the instrument.

### 3.5 DAW Integration

The FANTOM-08 offers native integration with popular DAWs such as Logic Pro, MainStage, and Ableton Live. Connect via USB for multi-channel audio and MIDI communication, and use the custom touchscreen control for seamless workflow within your chosen software.





 <h1>CHOOSE YOUR FANTOM EX</h1> <p>EACH FANTOM EX MODEL INCLUDES THE SAME INTERNAL FEATURES, PANEL LAYOUT, AND CONNECTIVITY. THE ONLY DIFFERENCES ARE THE KEYBOARD CONFIGURATION, SIZE, AND WEIGHT.</p>		
		
FANTOM 6 EX	FANTOM 7 EX	FANTOM 8 EX
THE MOST COMPACT FANTOM EX COMES EQUIPPED WITH 61 SYNTH-ACTION KEYS.	MIDLINE MODEL WITH 76 SYNTH-ACTION KEYS.	THE TOP-TIER FANTOM EX MODEL WITH 88 HAMMER-ACTION KEYS.
61 KEYS	76 KEYS	88 KEYS
1,084 (W) X 403 (D) X 106 (H) MM 42-11/16 (W) X 15-7/8 (D) X 4-3/16 (H) INCHES	1,296 (W) X 403 (D) X 106 (H) MM 51-1/16 (W) X 15-7/8 (D) X 4-3/16 (H) INCHES	1,432 (W) X 439 (D) X 153 (H) MM 56-7/16 (W) X 17-5/16 (D) X 6-1/16 (H) INCHES
15.3 KG 33 LBS 12 OZ	17.7 KG 39 LBS 1 OZ	27.7 KG 61 LBS 2 OZ

Image: The FANTOM-08 connected to a computer running a Digital Audio Workstation, demonstrating its deep integration capabilities.

## 4. MAINTENANCE

### 4.1 Cleaning

Regularly wipe the surface of the FANTOM-08 with a soft, dry cloth. For stubborn dirt, use a slightly damp cloth and then dry thoroughly. Avoid abrasive cleaners, solvents, or waxes, as these can damage the finish.

### 4.2 Software Updates

Periodically check the Roland website for firmware updates. Keeping your FANTOM-08's software up-to-date ensures optimal performance and access to new features.

### 4.3 Storage

When not in use, store the FANTOM-08 in a clean, dry environment away from direct sunlight, extreme temperatures, and excessive humidity. Consider using a dust cover to protect the keys and control surface.

## 5. TROUBLESHOOTING

Problem	Possible Cause	Solution
No sound output	Volume too low; incorrect audio connections; headphones connected.	Increase Master Volume. Check all audio cables. Disconnect headphones if output is desired through speakers.
Keyboard not responding to touch	Power issue; frozen software.	Power cycle the unit. If issue persists, perform a factory reset (refer to the full owner's manual for instructions).
DAW not recognizing FANTOM-08	Incorrect USB connection; driver not installed; DAW settings.	Ensure USB cable is securely connected. Install the latest Roland USB driver for your operating system. Check MIDI/audio device settings within your DAW.

For more detailed troubleshooting, please consult the comprehensive owner's manual available on the Roland website.

## 6. SPECIFICATIONS

- **Model Name:** FANTOM-08
- **Keyboard:** 88-Note Weighted-Action
- **Sound Engine:** ZEN-Core, V-Piano, SuperNATURAL
- **Sounds:** Thousands of electronic & acoustic sounds
- **Sampling:** Deep onboard sampling features, pitched keyboard assignment, multisample support
- **Effects:** Massive effects library, Master FX processor
- **Sequencer:** Professional sequencing tools (clip-based workflow, TR-REC step sequencer, piano-roll editing)
- **Display:** Large color touchscreen
- **Controls:** High-resolution knobs, sliders, RGB performance pads, dedicated synth control section
- **Connectivity:** Multi-channel audio I/O, MIDI I/O, dual CV/gate outputs, USB (Computer, Memory)
- **USB Audio/MIDI Interface:** 4x32 audio/MIDI
- **DAW Integration:** Native integration with Logic Pro, MainStage, Ableton Live

- **Microphone Input:** Yes, with 32-band stereo vocoder
- **Expansions:** JUNO-106, JUPITER-8, JX-8P, SH-101 Model Expansions, Sound Packs, Sample Packs from Roland Cloud
- **Dimensions:** 56.38 x 17.28 x 6.02 inches (1432 x 439 x 153 mm)
- **Weight:** 61 lbs 2 oz (27.7 kg)
- **Power Source:** AC adapter
- **Headphones Jack:** 6.35mm Jack or 3.5mm Jack



Image: Diagram illustrating the dimensions and weight of the Roland FANTOM-08 synthesizer keyboard.



Image: Close-up of the FANTOM-08's screen displaying ZEN-Core Sound Packs, highlighting the vast sound library.

## 7. WARRANTY & SUPPORT

---

### 7.1 Product Warranty

The Roland FANTOM-08 is covered by a manufacturer's warranty. Please refer to the warranty card included with your product or visit the official Roland website for detailed terms and conditions. Keep your proof of purchase for warranty claims.

Optional protection plans may be available from your retailer, such as the 4-Year Protection Plan or Complete Protect plan mentioned in product listings.

### 7.2 Customer Support

For technical assistance, product inquiries, or service requests, please contact Roland customer support. Visit the official Roland website for contact information, FAQs, and additional resources.

Online resources include:

- Product manuals and guides
- Software and driver downloads
- Knowledge base and FAQs

## 8. PRODUCT VIDEOS

---

### 8.1 Roland Fantom EX Features

Your browser does not support the video tag.

Video: A demonstration of various features of the Roland Fantom EX, including sound manipulation, sequencing, and performance aspects.  
This video is provided by Roland US.

© 2026 Roland Corporation. All rights reserved.

This manual is for informational purposes only. Specifications are subject to change without notice.