

Manuals+

[Q & A](#) | [Deep Search](#) | [Upload](#)

manuals.plus /

› [EDJO](#) /

› [EDJO MK960 Ergonomic Wireless Keyboard and Mouse Combo User Manual](#)

EDJO MK960

EDJO MK960 Ergonomic Wireless Keyboard and Mouse Combo User Manual

Model: MK960

INTRODUCTION

Thank you for choosing the EDJO MK960 Ergonomic Wireless Keyboard and Mouse Combo. This manual provides detailed instructions for setup, operation, maintenance, and troubleshooting to ensure optimal performance and user comfort. Please read this manual thoroughly before using the product.

PACKAGE CONTENTS

- Ergonomic Wireless Keyboard
- Wireless Mouse
- USB Receiver (stored in the mouse battery compartment)
- USB-C Charging Cable
- User Manual

SETUP

1. Charging the Devices

Both the keyboard and mouse are rechargeable. Before first use, it is recommended to fully charge both devices.

- Connect the provided USB-C charging cable to the charging port on the keyboard and mouse.
- Connect the other end of the cable to a USB power source (e.g., computer USB port, USB wall adapter).
- The charge indicator light will show charging status. A full charge typically takes 2-3 hours.

RECHARGEABLE WIRELESS KEYBOARD MOUSE COMBO

Single Charge Will Last Up to 2-3 Months (Based on Daily Use)

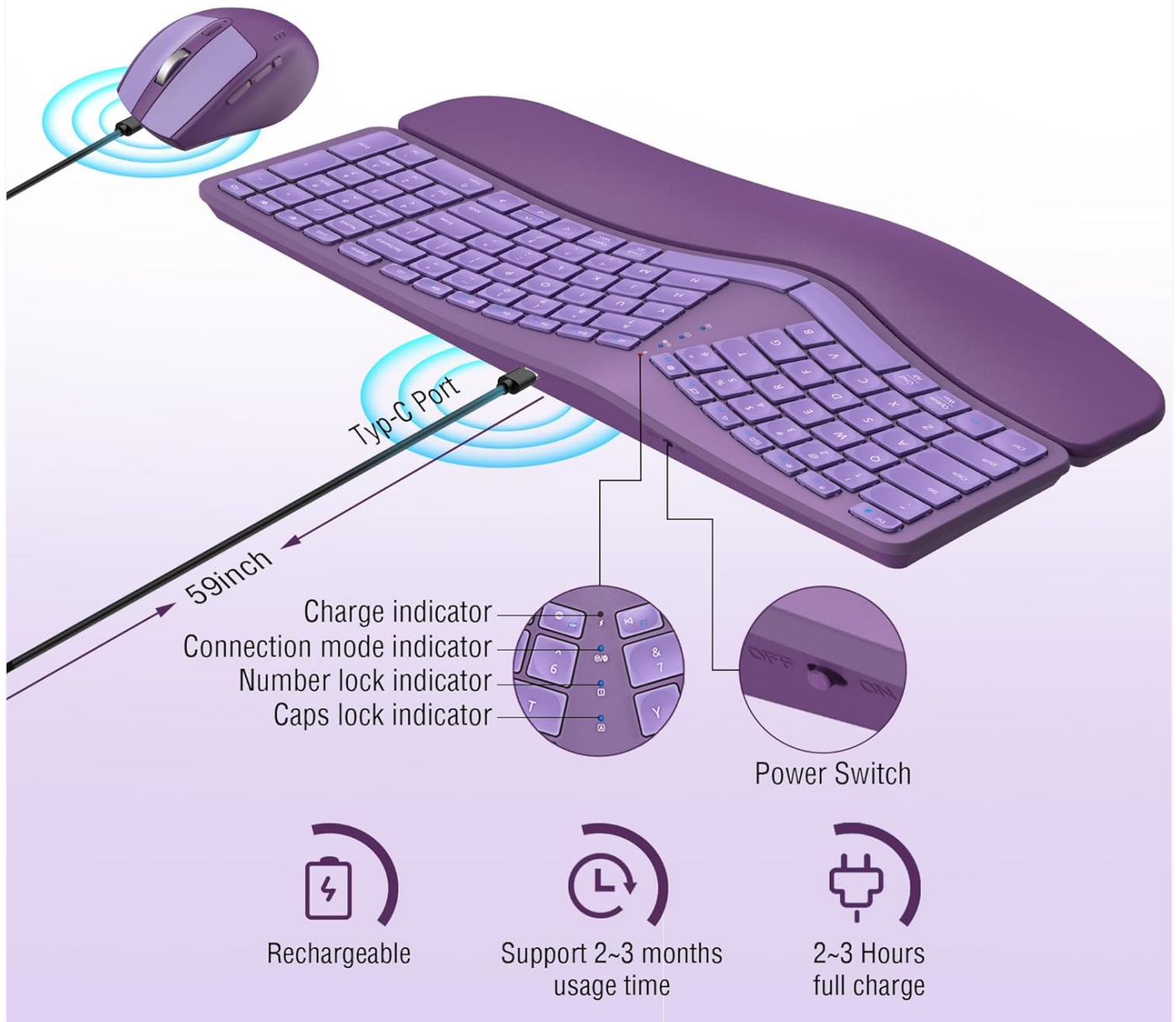


Image: Rechargeable Wireless Keyboard Mouse Combo. This image illustrates the Type-C charging port, charge indicator, connection mode indicator, number lock indicator, caps lock indicator, and the power switch on the keyboard. It also highlights the rechargeable nature, 2-3 months usage time per charge, and 2-3 hours for a full charge.

2. Connecting the Devices

The combo supports both 2.4G USB and Bluetooth connections, allowing connection to up to 3 devices simultaneously.

2.1. 2.4G USB Connection

- Locate the USB receiver stored in the mouse's battery compartment.
- Plug the USB receiver into an available USB port on your computer.
- Turn on the keyboard and mouse using their respective power switches.
- The devices should connect automatically. The 2.4G connection indicator on the keyboard will light up.

RECHARGEABLE BLUEBOOTH OPTICAL MOUSE

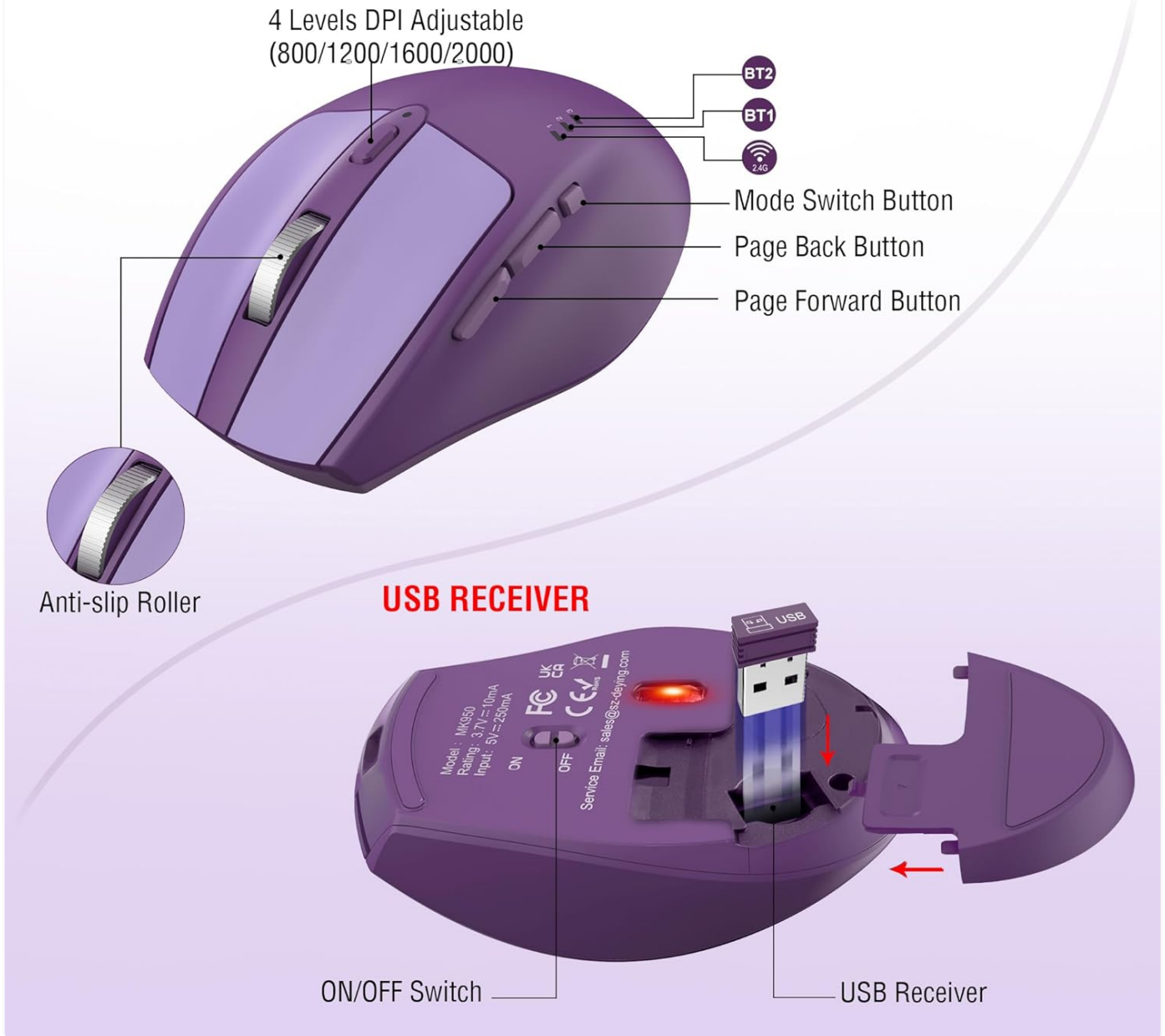


Image: Rechargeable Bluetooth Optical Mouse. This image shows the mouse with its DPI adjustment buttons (BT1, BT2, Mode Switch, Page Back, Page Forward), anti-slip roller, and the location of the USB receiver within the mouse's bottom compartment, next to the ON/OFF switch.

2.2. Bluetooth Connection (BT1/BT2)

- Turn on the keyboard and mouse.
- On the keyboard, press the **BT1** or **BT2** button to select a Bluetooth channel. The corresponding indicator will flash.
- On your device (computer, tablet, smartphone), go to Bluetooth settings and search for new devices.
- Select "EDJO Keyboard" and "EDJO Mouse" from the list to pair.
- Repeat for a second Bluetooth device using the other BT channel.
- To switch between connected devices, simply press the corresponding **2.4G**, **BT1**, or **BT2** button on the keyboard.

BLUETOOTH & 2.4G WIRELESS CONNECTION

Sync up to 3 devices connectivity and switch easily



Image: Bluetooth & 2.4G Wireless Connection. This image demonstrates connecting the keyboard and mouse combo to a smartphone via Bluetooth (BT1), a laptop via Bluetooth (BT2), and a desktop computer via 2.4G wireless, showing the ability to sync up to 3 devices and switch easily.

OPERATING INSTRUCTIONS

Keyboard Features

- **Ergonomic Split Design:** The keyboard features a split layout and wavy surface to promote a natural hand and wrist posture, reducing strain during prolonged typing.
- **Soft Foam Palm Rest:** An integrated soft foam palm rest provides comfortable support for your wrists.
- **Adjustable Stands:** Four foldable stands on the bottom allow for adjustable typing angles (e.g., 1.5°, 3°, 5°) to suit your preference.
- **Quiet Scissor Switches:** The keys utilize scissor-switch technology for quiet typing and a responsive feel.
- **Multimedia Hotkeys:** The keyboard includes 12 multimedia hotkeys (F1-F12).
 - To use multimedia functions, press **Fn + F1~F12**.
 - To lock the Fn key function (allowing direct F1-F12 multimedia access), press **Fn + Esc**. Press again to unlock.

ERGONOMIC SPLIT DESIGN WIRELESS KEYBOARD

With an soft synthetic leather wrist rest, comfortable typing



Soft Synthetic Leather

High-density Foam

Memory Foam




Image: Ergonomic Split Design Wireless Keyboard. This image highlights the ergonomic split design of the keyboard and the soft synthetic leather, high-density foam, and memory foam layers of the integrated palm rest, designed for comfortable typing.

QUIET & SOFT TOUCH KEYBOARD MOUSE COMBO



Image: Quiet & Soft Touch Keyboard Mouse Combo. This image emphasizes the quiet scissor switch keys and drop-like keycaps of the keyboard, illustrating a silent typing experience suitable for quiet environments.

ERGONOMIC KEYBOARD WITH 4 ADJUSTABLE STANDS

Can be used either sitting or standing



Image: Ergonomic Keyboard with 4 Adjustable Stands. This image shows the keyboard being used at different angles (3° and 5°) with its adjustable stands, demonstrating its adaptability for both sitting and standing desk setups.

Mouse Features

- **Adjustable DPI:** The mouse offers 4 levels of DPI adjustment (800/1200/1600/2000) for precise cursor control. Press the DPI button (often located near the scroll wheel or on the side) to cycle through settings.
- **Navigation Buttons:** Includes Page Back and Page Forward buttons for convenient web browsing.
- **Mode Switch Button:** Allows switching between Bluetooth channels (BT1, BT2) and 2.4G mode directly from the mouse.

POWER MANAGEMENT

Both the keyboard and mouse feature intelligent power-saving functions to extend battery life.

- **Automatic Sleep Mode:** Devices will automatically enter sleep mode after 30 minutes of inactivity. Press any key or move the mouse to wake them up.
- **On/Off Switches:** For extended periods of non-use, turn off the devices using their dedicated power switches to conserve

battery.

COMPATIBILITY

The EDJO MK960 combo is widely compatible with various operating systems and devices:

- **Operating Systems:** Windows 8 and above, Mac OS, Android, iOS.
- **Compatible Devices:** Desktops, Chromebooks, PCs, Laptops, Smartphones, Tablets, Televisions.



Image: Wide Compatibility. This image illustrates the keyboard and mouse combo connected to a laptop, desktop, tablet, and smartphone, indicating compatibility with Windows, Mac, Android, and iOS operating systems via Bluetooth and 2.4G Wireless connections.

MAINTENANCE

- Keep the devices clean by wiping them with a soft, dry cloth.
- Avoid exposing the devices to extreme temperatures, direct sunlight, or liquids.

- Do not disassemble the devices, as this may void the warranty.

TROUBLESHOOTING

Connection Issues

- **Ensure devices are charged:** Low battery can cause connection instability.
- **Check power switches:** Make sure both keyboard and mouse are turned ON.
- **Re-pair devices:** For Bluetooth, unpair and re-pair the devices in your device's Bluetooth settings. For 2.4G, try plugging the USB receiver into a different USB port.
- **Interference:** Move away from other wireless devices or strong electromagnetic fields that might cause interference.

Keyboard/Mouse Not Responding

- **Wake from sleep:** Press any key on the keyboard or move the mouse to wake them from sleep mode.
- **Check battery:** Recharge the devices if the battery is low.
- **Restart:** Turn off and then turn on the keyboard and mouse.

Typing/Cursor Lag

- **Distance:** Ensure the devices are within the effective operating range (typically 10 meters) of the receiver or Bluetooth host.
- **Interference:** Reduce potential interference from other wireless devices.
- **DPI Setting:** For mouse lag, adjust the DPI setting to a lower value if the cursor is too sensitive.

SPECIFICATIONS

Product Dimensions	16.46 x 9.65 x 1.1 inches
Item Weight	2.43 pounds
Batteries	1 Lithium Polymer battery (included)
Connectivity Technology	Bluetooth, 2.4G USB
Special Feature	Ergonomic Design, Split Keyboard, Soft Palm Rest, Adjustable DPI Mouse, Rechargeable
Compatible Devices	Laptop, Personal Computer, Smartphone, Tablet, Television

WARRANTY AND SUPPORT

This EDJO product comes with a 12-month warranty. If you encounter any issues or have questions about the product, please contact our customer support team via the after-sales email provided in your purchase documentation. We are committed to providing a satisfactory solution even after the Amazon return period.

