

## Ring Outdoor Cam Plus, Plug-In

# Ring Outdoor Cam Plus, Plug-In User Manual

Model: Outdoor Cam Plus, Plug-In

## 1. INTRODUCTION AND OVERVIEW

---

The Ring Outdoor Cam Plus, Plug-In is a versatile security camera designed to monitor your home or business with advanced features. It offers 2K video resolution, Ring Vision technology for enhanced image quality, and Low-Light Sight for full-color night vision. This manual provides essential information for installation, operation, and maintenance to ensure optimal performance of your device.



# Ring Outdoor Cam Plus

Watch over your home or business  
with confidence



Image 1.1: The Ring Outdoor Cam Plus, Plug-In mounted on an exterior wall, providing surveillance.

## 2. WHAT'S IN THE BOX

---

Verify that all components are present in your package:

- Outdoor Cam Plus (Plug-In)
- Indoor/Outdoor Power Adapter (USB-C)
- Installation Hardware
- Setup Guide
- Warranty and Safety Document
- Security Sticker





Image 2.1: Front view of the Ring Outdoor Cam Plus, Plug-In, showcasing its design and included stand.

### 3. SETUP AND INSTALLATION

---

The estimated installation time for the Ring Outdoor Cam Plus is approximately 10 minutes. A vertical or horizontal surface is required for mounting, along with a standard power outlet.

#### 3.1. Pre-Installation

1. Download the Ring app from your device's app store.
2. Create a Ring account or log in if you already have one.
3. Ensure your Wi-Fi network (2.4GHz or 5.0GHz) is available at the installation location.

#### 3.2. Mounting the Camera

The camera can be mounted on a wall or ceiling, or placed on a flat surface using the included stand. Use the provided installation hardware for secure mounting.





**Reveal true-to-life color and detail in the near-dark**

Image 3.1: A hand demonstrating the mounting process of the Ring Outdoor Cam Plus on a wooden surface.

### **3.3. Powering the Camera**

Connect the Indoor/Outdoor Power Adapter (USB-C) to the camera and plug it into a standard power outlet. The camera is designed for continuous power via the plug-in adapter.





Image 3.2: The Ring Outdoor Cam Plus positioned on a desk, illustrating its versatility for indoor or outdoor placement.

### 3.4. In-App Setup

1. Open the Ring app and tap 'Set Up a Device'.
2. Scan the QR code on your device or packaging.
3. Follow the on-screen instructions to connect the camera to your Wi-Fi network and complete the setup.

## 4. OPERATING INSTRUCTIONS

---

### 4.1. 2K Video and Ring Vision

The camera captures video in 2K resolution, providing clear and detailed images. Ring Vision technology optimizes hardware and software to enhance overall image quality, ensuring important details are visible. Video quality may vary based on internet bandwidth and device temperature.






See every detail

Image 4.1: A detailed view of a backyard scene, demonstrating the camera's ability to capture fine details.

#### 4.2. Wide-Angle Field of View

The camera features a wide field of view (160° Diagonal, 140° Horizontal, 80° Vertical) to cover a larger area, reducing blind spots.





## View more of home with a wide field of view

Image 4.2: A visual comparison highlighting the expanded coverage provided by the wide-angle 2K camera.

### 4.3. Low-Light Sight (Full-Color Night Vision)

With Low-Light Sight, the camera can produce full-color video in near-dark conditions, utilizing ambient light sources like streetlights for enhanced visibility at night.





## Built for outside, ready for anywhere—including indoors and businesses

Image 4.3: A comparison demonstrating the full-color night vision capability with Low-Light Sight versus standard monochrome night vision.

### **4.4. Motion Detection and Alerts**

The camera features advanced motion detection with customizable motion zones. You will receive notifications on your connected device when motion is detected. You can adjust sensitivity and zones within the Ring app.

### **4.5. Live View & Two-Way Talk**

Access a live video feed from your camera at any time through the Ring app. The two-way talk feature with noise cancellation allows you to hear and speak to visitors or deter unwanted guests.

### **4.6. Remote-Activated Security Siren**

Activate a security siren remotely from the Ring app to alert others or deter intruders.

### **4.7. Alexa Integration**

Connect your Ring Outdoor Cam Plus with Alexa-enabled devices for hands-free monitoring. Receive custom notifications on Echo Dot, or view live video on Echo Show devices.



## 5. MAINTENANCE

To ensure the longevity and optimal performance of your Ring Outdoor Cam Plus, follow these maintenance guidelines:

- **Cleaning:** Periodically wipe the camera lens and body with a soft, damp cloth to remove dust and debris. Avoid abrasive cleaners.
- **Power Connection:** Ensure the power adapter connection is secure and free from damage.
- **Software Updates:** Keep your Ring app and camera firmware updated to benefit from the latest features and security enhancements.
- **Environmental Conditions:** While weather-resistant, avoid prolonged exposure to direct sunlight in extreme heat conditions, as this may temporarily affect camera operation. The operating temperature range is -4°F to 122°F (-20°C to 50°C).

## 6. TROUBLESHOOTING

If you encounter issues with your Ring Outdoor Cam Plus, consider the following:

- **No Power:** Check that the power adapter is securely plugged into both the camera and a working electrical outlet.
- **Poor Video Quality:** Ensure your internet connection meets the recommended minimum upload speed of 3.5 Mbps for optimal performance. Video resolution may degrade with insufficient bandwidth.
- **Connectivity Issues:** Verify your Wi-Fi network is active and the camera is within range. The camera supports dual-band Wi-Fi (2.4GHz and 5.0GHz) with Wi-Fi 6. Try restarting your router.
- **Motion Detection Not Working:** Check motion zone settings and sensitivity in the Ring app. Ensure there are no obstructions blocking the camera's view.
- **Camera Offline:** If the camera appears offline in the app, check its power and Wi-Fi connection. You may need to re-establish the Wi-Fi connection through the app's device settings.

## 7. SPECIFICATIONS

|                       |  |
|-----------------------|--|
| Dimensions            | 2.6 in x 2.6 in x 5.0 in (6.7 cm x 6.7 cm x 12.8 cm) including stand   |
| Available Colors      | White, Black   |
| Video                 | 2K Video   |
| Motion Detection      | Advanced Motion Detection with Customizable Motion Zones   |
| Field of View         | 160° Diagonal, 140° Horizontal, 80° Vertical   |
| Audio                 | Two-way talk with Noise Cancellation   |
| Siren                 | Remote-activated security siren  |
| Power                 | Indoor/Outdoor Power Adapter (USB-C)   |
| Internet Requirements | Recommended minimum upload speed of 3.5 Mbps for optimal performance. Video resolution may vary depending on internet bandwidth. |



|                               |   |
|-------------------------------|---|
| <b>Connectivity</b>           | Dual-band Wi-Fi connection @ 2.4GHz, 5.0GHz, Wi-Fi 6  |
| <b>Estimated Install Time</b> | 10 minutes  |
| <b>Operating Conditions</b>   | -4°F to 122°F (-20°C to 50°C), Weather Resistant. Camera may temporarily turn off when exposed to direct sunlight in extreme heat conditions. |
| <b>Setup Requirement</b>      | Vertical or horizontal surface for mounting, Standard power outlet  |



## 8. WARRANTY INFORMATION

The Ring Outdoor Cam Plus, Plug-In comes with a one-year limited warranty. This device receives guaranteed software security updates until at least four years after the device is last available for purchase as a new unit on our websites. For more information on software security updates, please visit the Ring Control Center.





## 9. SUPPORT

For additional support, frequently asked questions, or to explore other Ring products, please visit the official [Ring Store on Amazon](#). For specific device information, refer to the Software Security Updates section in the Ring Control Center if you already own a Ring device.

### Related Documents - Outdoor Cam Plus, Plug-In

|   |  |
|---|--|
|  | <p><a href="#">Ring Outdoor Cam Plus: 2K Video Security Camera with Ring Vision</a></p> <p>Discover the Ring Outdoor Cam Plus, featuring 2K video, Ring Vision, Low-Light Sight, and versatile mounting options for comprehensive home security. Learn about its technical specifications, compatible accessories, and comparison with other Ring cameras.</p> |
|  | <p><a href="#">Ring Playbook: Ontdek Slimme Deurbellen, Camera's en Beveiligingssystemen</a></p> <p>Verken het Ring Playbook voor een uitgebreid overzicht van Ring's slimme deurbellen, beveiligingscamera's, Ring Alarm en accessoires. Leer hoe Ring je huis veiliger maakt.</p>  |



|  |  |
|--|--|
|   | <p><a href="#">Ring Software Version History and Release Notes</a></p> <p>Comprehensive release notes and version history for Ring software updates, detailing firmware versions, release dates, device compatibility, and file sizes for Ring Alarm, Video Doorbells, Surveillance Cameras, Access Control devices, and Accessories.</p>  |
|   | <p><a href="#">Ring Media Kit 2024: Smart Home Security Devices and Solutions</a></p> <p>Explore the Ring Media Kit 2024, featuring a comprehensive overview of Ring's smart home security products including video doorbells, security cameras, and alarm systems, highlighting key features and innovations.</p>   |
|   | <p><a href="#">Ring Floodlight Cam Wired Pro: Advanced Outdoor Security Camera with 1080p HDR and 3D Motion Detection</a></p> <p>Discover the Ring Floodlight Cam Wired Pro, an advanced outdoor security camera featuring 1080p HDR video, color night vision, 3D Motion Detection with Bird's Eye View, two-way talk, 2000 lumens floodlights, and Alexa integration for enhanced home security.</p> |
|  | <p><a href="#">Ring Smart Dash Cam 4000 Quick Start Guide</a></p> <p>This quick start guide provides essential information for setting up and using the Ring Smart Dash Cam 4000, including package contents, installation, operation, and troubleshooting.</p>  |