



Manuals.plus /

› Enbrighten /

› Enbrighten 24in. LED Wi-Fi Light Fixture (Model 58261-T1) User Manual

Enbrighten 58261-T1

Enbrighten 24in. LED Wi-Fi Light Fixture User Manual

Model: 58261-T1

1. PRODUCT OVERVIEW

The Enbrighten 24in. LED Wi-Fi Light Fixture (Model 58261-T1) is designed to provide versatile and controllable illumination for various indoor spaces such as kitchens, pantries, laundry rooms, and home offices. This fixture offers premium illumination with 1160 lumens and a 94 CRI rating, ensuring high-quality, soft white light. Its sleek white finish integrates seamlessly with diverse interior designs. The fixture is Wi-Fi compatible, allowing for comprehensive control via the Enbrighten mobile application.

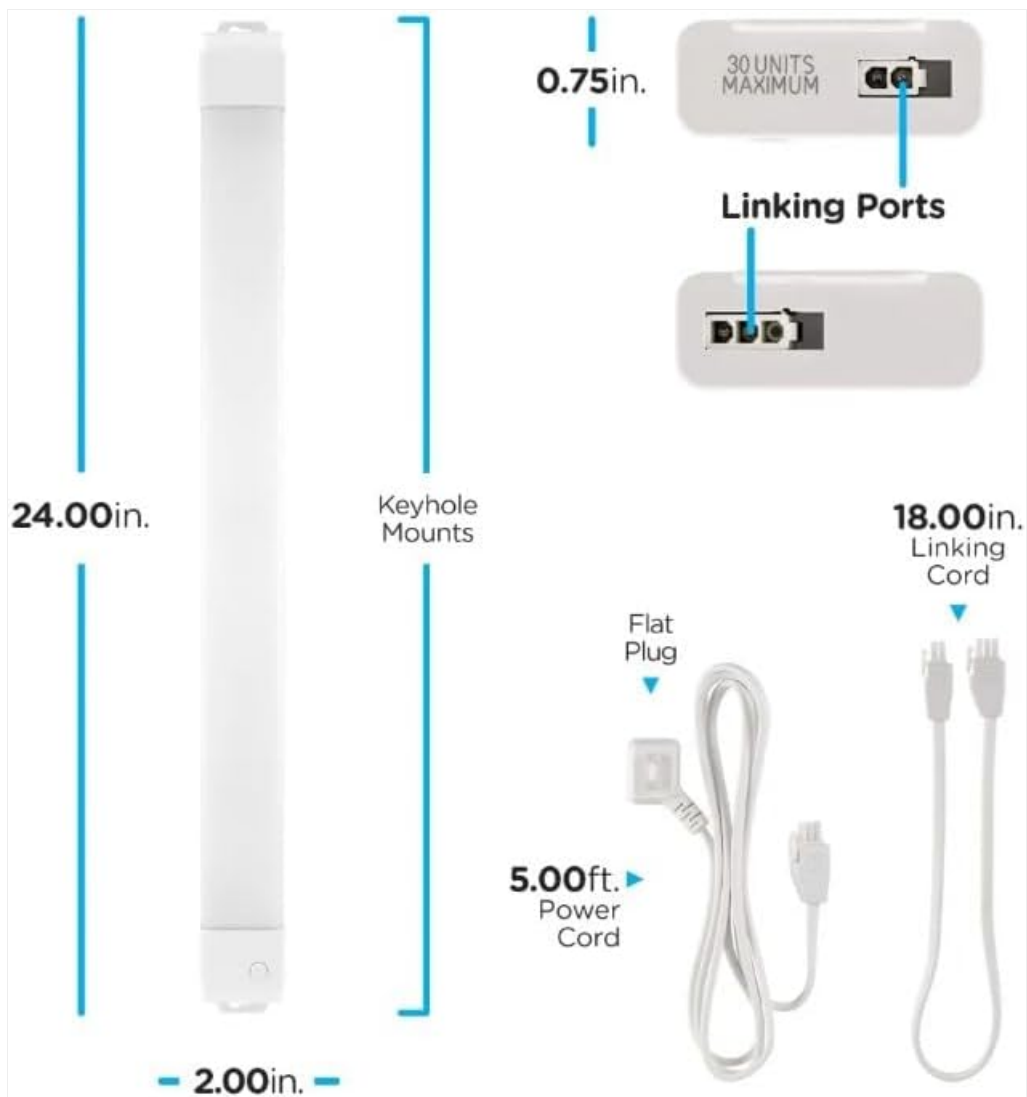


The Enbrighten 24-inch LED Wi-Fi Light Fixture shown in its retail packaging alongside a smartphone displaying the control app.

2. PACKAGE CONTENTS

Verify that all components are present before beginning installation:

- Enbrighten 24in. LED Wi-Fi Light Fixture
- 5ft. Power Cord with Flat Plug
- 18in. Linking Cord
- Mounting Hardware (screws, anchors)



This diagram illustrates the physical dimensions of the 24-inch light fixture, measuring 24.00 inches in length, 2.00 inches in width, and 0.75 inches in height. It also highlights key components such as the keyhole mounts, linking ports (supporting up to 30 units), a 5.00ft power cord with a flat plug, and an 18.00in linking cord.

3. SAFETY INFORMATION

Please read and understand all safety instructions before installation and use. Failure to follow these instructions may result in electric shock, fire, or other hazards.

- **Indoor Use Only:** This fixture is designed for indoor use in dry locations. Do not expose to water or moisture.
- **Electrical Safety:** Ensure the power source is 120 Volts (AC). Do not attempt to modify the power cord or plug.
- **Installation:** Install the fixture securely using the provided mounting hardware. Ensure proper ventilation around the fixture.
- **Linking:** Do not exceed the maximum linking capacity of 20 fixtures. Use only Enbrighten linking cords.
- **Cleaning:** Disconnect power before cleaning. Use a soft, dry cloth. Do not use liquid cleaners or abrasive materials.
- **Heat:** While LED fixtures generate less heat than traditional lighting, ensure the fixture is not installed in an enclosed space that could trap heat.

4. SETUP AND INSTALLATION

The Enbrighten LED Wi-Fi Light Fixture is designed for easy installation. All necessary mounting hardware is included.

4.1 Mounting the Fixture

1. **Select Location:** Choose a suitable indoor location, typically under cabinets, ensuring access to a power outlet.
2. **Mark Mounting Points:** Use the keyhole mounts on the fixture to mark the drilling locations on the mounting surface.
3. **Install Hardware:** Drill pilot holes if necessary and install the provided screws or anchors, leaving a small gap for the keyhole mounts.
4. **Secure Fixture:** Align the keyhole mounts with the installed screws and slide the fixture into place until secure.

4.2 Power Connection

Connect the 5ft. power cord to the fixture and plug it into a standard 120V AC outlet. The flat plug design helps minimize clutter and allows access to out-of-the-way outlets.

4.3 Linking Multiple Fixtures

The fixture can be linked with up to 20 additional Enbrighten light fixtures to create a continuous lighting setup. Use the provided 18in. linking cord or optional longer linking cords (24in., 48in., 60in., 120in. sold separately) to connect fixtures via their linking ports.



The advertisement features a blue background. On the left, a smartphone displays the Enbrighten app interface with the time 9:30, signal strength, Wi-Fi, and battery icons at the top. The app screen shows the 'enbrighten' logo in a rainbow gradient, followed by a 'Register' button and a 'Log in' button. To the right of the phone, the text 'Easy app control' is displayed in white. Below this is the Enbrighten app icon, a white rounded square with a rainbow-colored 'e'. Further down, the text 'Download the free Enbrighten app for control of your devices from anywhere!' is written in white. At the bottom, there are two buttons: 'Download on the App Store' and 'GET IT ON Google Play'. Below these buttons is the Bluetooth logo with the text 'Hassle-free setup through Bluetooth'.

The Enbrighten LED Wi-Fi Light Fixture supports linking up to 20 units, enabling users to create extended lighting systems. This image shows two fixtures connected, illustrating the expandability of the system.

5. OPERATING INSTRUCTIONS

This Enbrighten light fixture is primarily controlled via the Enbrighten mobile application, which offers full wireless control and advanced features. The fixture requires a 2.4GHz Wi-Fi network for full functionality.

5.1 Enbrighten App Download and Setup

1. **Download App:** Download the free Enbrighten app from the Apple App Store or Google Play.
2. **Create Account:** Open the app and follow the prompts to create a new account or log in.
3. **Pair Device:** Plug in the light fixture. It will begin to blink, indicating it is in pairing mode. Follow the in-app instructions to add your device. The app uses Bluetooth for initial setup to simplify the pairing process.
4. **Connect to Wi-Fi:** During pairing, you will be prompted to connect the fixture to your 2.4GHz Wi-Fi network.



LINK
UP

Continue to build your lighting setup by easily linking up to 20 Wi-Fi fixtures together – everything you need for a safe and streamlined installation is included.

The Enbrighten app is available for free download on both the Apple App Store and Google Play, facilitating easy control and setup of the light fixture via Bluetooth.

5.2 App Features and Control

Once connected, the Enbrighten app provides comprehensive control over your light fixture:

- **ON/OFF Control:** Turn the fixture on or off remotely.
- **Dimming:** Adjust the brightness level from 0% to 100%.

- **White Select:** Customize the white light temperature from 2000K (warm white) to 6500K (cool white).
- **Scheduling:** Set daily or weekly schedules for automatic ON/OFF times.
- **Custom Countdown Timer:** Program the light to turn off after a specified duration.
- **Personal Light Cycle:** Create custom lighting routines.
- **Voice Activation:** Integrate with Amazon Alexa or Google Home for voice control (no separate hub required).



Wi-Fi Control


The intuitive Enbrighten app lets you manage your fixture from anywhere — easy ON/OFF, dimming, white select, voice activation, scheduling and more.



Download the free Enbrighten app to control your devices from anywhere!*

*2.4GHz network required

The Enbrighten app provides comprehensive Wi-Fi control over the light fixture, allowing users to manage settings such as ON/OFF, dimming, and white light selection from their mobile device.



White Select and Dimming 2000K-6500K

Fully customize the look of your space with controls that deliver the entire spectrum of white light into your hands.



Use SmartSun™ to automatically adjust white temperature and brightness based on personal settings to support proper circadian rhythm.



The Enbrighten LED Wi-Fi Light Fixture offers adjustable white light temperatures from 2000K to 6500K, allowing users to customize the ambiance. The image shows a kitchen counter with lighting transitioning from warm to cool tones.

Programming



ONE-STEP
ON/OFF
SETTINGS



DAILY OR
WEEKLY
SCHEDULES



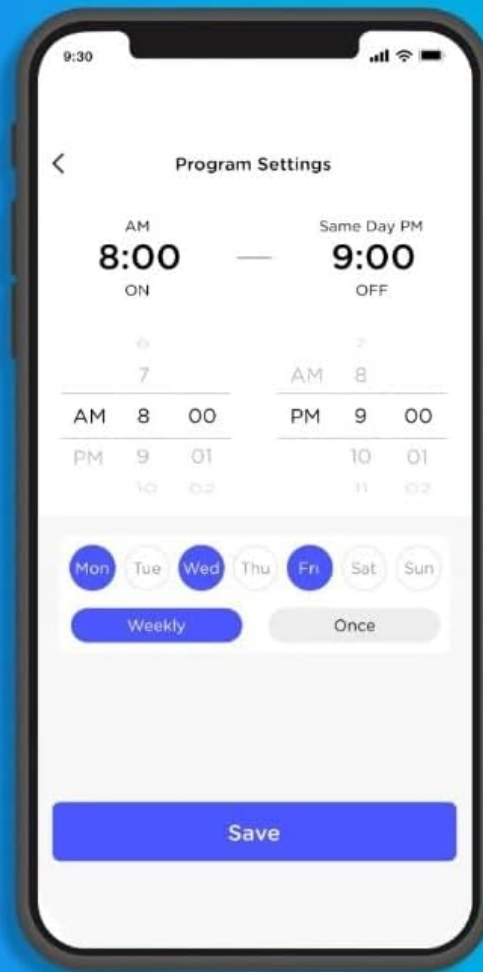
CUSTOM
COUNTDOWN
TIMER



SELF-ADJUSTS
TO YOUR AREA



PERSONAL
LIGHT
CYCLE



The Enbrighten app allows for advanced programming, including one-step ON/OFF settings, daily or weekly schedules, custom countdown timers, and personal light cycles that can self-adjust to your area.

VOICE CONTROL

No hub required

Works with **Amazon Alexa**
or **Google Home** when
connected through your
UltraPro app



The Enbrighten LED Wi-Fi Light Fixture supports voice control through Amazon Alexa and Google Home when connected via the Enbrighten app, eliminating the need for a separate hub.

6. MAINTENANCE

The Enbrighten LED Wi-Fi Light Fixture requires minimal maintenance.

- **Cleaning:** Ensure the fixture is unplugged or power is disconnected before cleaning. Use a soft, dry, lint-free cloth to wipe the surface. Avoid using harsh chemicals, abrasive cleaners, or sprays directly on the fixture.
- **LED Lifespan:** The integrated LEDs are designed for a long lifespan and do not require replacement.

7. TROUBLESHOOTING

If you experience issues with your Enbrighten LED Wi-Fi Light Fixture, refer to the following common solutions:

Problem	Possible Cause	Solution
Light fixture is blinking continuously.	Fixture is not paired with the Enbrighten app or has lost Wi-Fi connection.	Download the Enbrighten app and follow the pairing instructions. Ensure your Wi-Fi network is 2.4GHz and stable.
Cannot control the light via the app.	No Wi-Fi connection; App not properly set up; Incorrect Wi-Fi password.	Verify your device is connected to a 2.4GHz Wi-Fi network. Re-open the app or re-pair the device if necessary. Check Wi-Fi credentials.
Light does not turn on.	No power; Loose connection; Faulty outlet.	Ensure the power cord is securely plugged into a working outlet. Check if the outlet has power by testing with another device.
Voice control is not working.	Not linked to Alexa/Google Home; Incorrect voice commands.	Ensure the Enbrighten app is linked to your Amazon Alexa or Google Home account. Use correct voice commands as specified in the app.
Linked fixtures are not responding.	Exceeded maximum linking capacity; Loose linking cord.	Ensure no more than 20 fixtures are linked. Check that linking cords are securely connected between all fixtures.

8. SPECIFICATIONS

Feature	Detail
Model Number	58261-T1
Dimensions (L x W x H)	25.7" x 3.8" x 1.4"
Weight	16 ounces
Power Source	Corded Electric
Voltage	120 Volts (AC)
Light Source Type	LED
Brightness	1160 Lumens
Color Temperature	2000K-6500K (Tunable White)
Color Rendering Index (CRI)	94
Connectivity	Wi-Fi (2.4GHz)
Control Method	App, Voice (Amazon Alexa, Google Home)
Installation Type	Surface Mount
Maximum Linked Fixtures	20
Indoor/Outdoor Usage	Indoor
Material	Plastic
UPC	030878582612

9. WARRANTY AND SUPPORT

This Enbrighten product is backed by a **Limited-Lifetime Warranty**. For detailed warranty information or technical support, please visit the official Enbrighten website or contact their customer service department. Keep your purchase receipt for warranty claims.