

Teufel AIRY TWS 2

Teufel AIRY TWS 2 Wireless In-Ear Bluetooth Earbuds User Manual

Model: AIRY TWS 2

INTRODUCTION

This manual provides detailed instructions for the proper use and maintenance of your Teufel AIRY TWS 2 wireless in-ear Bluetooth earbuds. Please read this manual thoroughly before using the product to ensure optimal performance and longevity.

PACKAGE CONTENTS

Ensure all items listed below are present in your package:

- Teufel AIRY TWS 2 Left Earbud
- Teufel AIRY TWS 2 Right Earbud
- Charging Case for AIRY TWS 2
- USB-C Charging Cable
- 5 Pairs of Mushroom Ear Tips (Sizes: XS, S, M, L, XL)



Image: The Teufel AIRY TWS 2 earbuds and their charging case, both in blue. The earbuds are shown above the closed charging case.



Image: Five pairs of blue Mushroom ear tips in various sizes (XS, S, M, L, XL) arranged in two rows, demonstrating the different options for a comfortable fit.

SETUP

1. Initial Charging

Before first use, fully charge the earbuds and the charging case. Place both earbuds into the charging case and connect the USB-C cable to the case and a power source. The indicator lights on the case will show the charging status.



Image: A person's hands holding the blue Teufel AIRY TWS 2 charging case, illustrating its compact size and portability.

2. Pairing with a Device

1. Open the charging case. The earbuds will automatically enter pairing mode.
2. On your device (smartphone, tablet, computer), go to the Bluetooth settings.
3. Select "Teufel AIRY TWS 2" from the list of available devices.
4. Once connected, you will hear an audio confirmation.

The AIRY TWS 2 supports Google Fast Pair for quick pairing with compatible Android devices. It also features Bluetooth Multipoint, allowing connection to two devices simultaneously.



Image: The blue Teufel AIRY TWS 2 charging case shown open, with both earbuds securely placed inside their respective charging slots.

3. Fitting the Earbuds

Choose the ear tips that provide the best seal and comfort. A good seal is crucial for optimal sound quality and effective Active Noise Cancellation. Gently insert each earbud into your ear canal and twist slightly until it feels secure and comfortable.



Image: A close-up side view of a single blue Teufel AIRY TWS 2 earbud, highlighting its ergonomic design and the Teufel logo.

OPERATING INSTRUCTIONS

1. Touch Controls

The AIRY TWS 2 earbuds feature intuitive touch controls on the outer surface of each earbud. Functions include:

- **Play/Pause:** Single tap on either earbud.
- **Next Track:** Double tap on the right earbud.
- **Previous Track:** Double tap on the left earbud.
- **Volume Up:** Triple tap on the right earbud.
- **Volume Down:** Triple tap on the left earbud.
- **Answer/End Call:** Single tap on either earbud.
- **Reject Call:** Press and hold on either earbud.

- **Activate Voice Assistant:** Press and hold on either earbud (when not on a call).
- **Toggle ANC/Transparency Mode:** Long press on either earbud.

These controls can be customized further using the Teufel Headphones App.

2. Active Noise Cancellation (ANC) and Transparency Mode

The AIRY TWS 2 offers two distinct listening modes:

- **Active Noise Cancellation (ANC):** Reduces ambient noise for an immersive listening experience. Ideal for travel or noisy environments.
- **Transparency Mode:** Allows you to hear your surroundings without removing the earbuds. Useful for conversations or being aware of traffic.

Toggle between these modes by performing a long press on either earbud, or manage them via the Teufel Headphones App.

3. Making Calls

The earbuds are equipped with 6 integrated microphones for clear call quality. You can use either earbud independently for calls. Refer to the Touch Controls section for call management.

4. Teufel Headphones App

Download the Teufel Headphones App from your device's app store for additional features, including:

- Equalizer settings for personalized sound.
- Battery level display for each earbud and the charging case.
- Customization of touch controls.
- Firmware updates.

MAINTENANCE

1. Cleaning

Regular cleaning helps maintain sound quality and hygiene.

- Wipe the earbuds and charging case with a soft, dry, lint-free cloth.
- Remove ear tips and clean them with mild soap and water. Ensure they are completely dry before reattaching.
- Gently remove any earwax or debris from the earbud nozzles using a small, clean brush or cotton swab.

The earbuds are IPX4 water-resistant, meaning they are protected against splashing water from any direction. Do not submerge them in water.

2. Storage

When not in use, store the earbuds in their charging case to protect them and keep them charged. Store the case in a cool, dry place away from direct sunlight and extreme temperatures.

TROUBLESHOOTING

Problem	Possible Cause	Solution
---------	----------------	----------

Problem	Possible Cause	Solution
No sound from earbuds.	Earbuds not paired, low battery, volume too low.	Ensure earbuds are paired. Charge earbuds. Increase device volume.
Earbuds not charging.	Charging cable not connected properly, dirty charging contacts.	Check USB-C cable connection. Clean charging contacts on earbuds and case.
Poor call quality.	Microphones obstructed, weak Bluetooth connection.	Ensure microphones are clear. Move closer to your paired device.
ANC not effective.	Poor earbud fit, ANC not activated.	Adjust earbud fit and try different ear tip sizes. Ensure ANC is enabled via touch control or app.
Earbuds disconnect frequently.	Interference, device too far, low earbud battery.	Move away from sources of interference. Keep device within range. Charge earbuds.

For further assistance, please refer to the Teufel support website or contact customer service.

SPECIFICATIONS

- **Model Name:** AIRY TWS 2
- **Connectivity:** Bluetooth 5.2 with AAC, Bluetooth Multipoint, Google Fast Pair
- **Driver Size:** 10 mm HD Linear Drivers
- **Frequency Range:** 100 Hz - 20,000 Hz
- **Microphones:** 6 integrated microphones
- **Noise Cancellation:** Active Noise Cancellation (ANC) and Transparency Mode
- **Water Resistance:** IPX4 (earbuds)
- **Battery Life (Earbuds):** Up to 9 hours
- **Total Battery Life (with Charging Case):** Up to 42 hours
- **Charging Port:** USB-C
- **Control Type:** Touch
- **Compatible Devices:** Android, iOS, Microsoft
- **Material:** Plastic




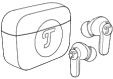

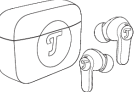
WARRANTY AND SUPPORT

Teufel products come with a standard manufacturer's warranty. For detailed warranty information, product registration, and technical support, please visit the official Teufel website or contact their customer service department. Keep your proof of purchase for warranty claims.

Manufacturer: Lautsprecher Teufel

Model Number: 107001394

Related Documents - AIRY TWS 2

<div>Technical Description And User Manual</div> <div><p>AIRY® AIRY TWS PRO Bluetooth In-Ear Earphones</p><p>Teufel</p></div>	<div>Teufel AIRY TWS PRO Bluetooth In-Ear Earphones User Manual</div> <div>Comprehensive user manual for the Teufel AIRY TWS PRO Bluetooth In-Ear Earphones, covering setup, usage, charging, care, troubleshooting, and technical specifications for an optimal audio experience.</div>
<div>Technical Description And User Manual</div> <div><p>Teufel AIRY SPORTS TWS Bluetooth On-Ear Headphones</p><p>Teufel</p></div>	<div>Teufel AIRY SPORTS TWS Bluetooth Headphones User Manual</div> <div>Comprehensive user manual for the Teufel AIRY SPORTS TWS Bluetooth On-Ear Headphones, covering setup, features, troubleshooting, and technical specifications. Learn how to pair, charge, and use your headphones for an athletic and active lifestyle.</div>
<div>Technical Description and User Manual</div> <div><p>REAL BLUE NC Headphones</p><p>Teufel</p><div>General Notes and Information Notes: The information in this document is provided for informational purposes only. It is not intended to be used as a substitute for professional advice. The information is subject to change without notice. Please refer to the latest version of this document for the most up-to-date information. Copyright: © 2023 Teufel Audio GmbH All rights reserved. No part of this publication may be reproduced, stored in a retrieval system, or transmitted, in any form or by any means, electronic, mechanical, photocopying, recording, or by any information storage and retrieval system, without prior written permission from Teufel Audio GmbH. Printed in Germany Version 1.2, December 2023 http://www.teufel.com</div></div>	<div>Teufel REAL BLUE NC Headphones: User Manual and Technical Details</div> <div>User manual for Teufel REAL BLUE NC wireless headphones with Bluetooth and Active Noise Cancellation (ANC). Includes setup, charging, connectivity, safety guidelines, troubleshooting, and technical specifications.</div>
<div><p>AIRY® AIRY TWS 2</p></div>	<div>Teufel AIRY TWS 2 Wireless Earphones: Quick Start Guide</div> <div>Comprehensive quick start guide for the Teufel AIRY TWS 2 wireless Bluetooth earphones, covering setup, operation, charging, and technical specifications.</div>
<div><p>AIRY® AIRY OPEN TWS</p></div>	<div>Teufel AIRY OPEN TWS Wireless Bluetooth Earphones: Quick Start Guide</div> <div>Get started with your Teufel AIRY OPEN TWS wireless Bluetooth earphones. This guide covers unboxing, Bluetooth pairing, playback and call controls, charging, earphone alignment, and technical specifications.</div>
<div>Technical Description And User Manual</div> <div><p>AIRY® AIRY TWS 2 Bluetooth Earphones</p><p>Teufel</p></div>	<div>Teufel AIRY TWS 2 Bluetooth Earphones User Manual and Technical Description</div> <div>Comprehensive user manual and technical description for the Teufel AIRY TWS 2 Bluetooth earphones, covering setup, usage, charging, maintenance, troubleshooting, and technical specifications.</div>