

manuals.plus /

- › [Amazon](#) /
- › [Amazon Fire TV Soundbar Plus User Manual](#)

Amazon Fire TV Soundbar Plus

Amazon Fire TV Soundbar Plus User Manual

Model: Fire TV Soundbar Plus (ASIN: B0D1ZSC62P)

INTRODUCTION

The Amazon Fire TV Soundbar Plus is a 3.1 channel all-in-one soundbar designed to enhance your home audio experience. It features integrated bass, clear dialogue, and supports advanced audio formats like Dolby Atmos and DTS:X, providing immersive sound for movies, music, and more. This manual provides detailed instructions for setting up, operating, maintaining, and troubleshooting your Fire TV Soundbar Plus.

fire tv soundbar PLUS

Soundbar premium tutto-in-uno



Dolby
ATMOS

dts X

fire tv
READY

Bluetooth

Figure 1: Front view of the Fire TV Soundbar Plus, highlighting its key audio technologies.

SETUP

Package Contents

Before you begin, ensure all items are present in the box:

- Fire TV Soundbar Plus
- Remote control
- HDMI 2.0 cable
- AC power cable
- 2 AAA batteries
- Wall mount kit
- Quick Start Guide



Cosa è incluso nella confezione?

- Soundbar
- Telecomando
- Cavo HDMI
- Cavo di alimentazione
- 2 batterie AAA
- Kit per montaggio a parete
- Guida rapida

Figure 2: Contents included in the Fire TV Soundbar Plus package and product dimensions.

Physical Placement

The soundbar measures approximately 6.4 cm (height) x 94 cm (width) x 13.2 cm (depth) and weighs 4 kg. For optimal audio performance, place the soundbar centrally in front of your television. Ensure there are no obstructions in front of the soundbar. The included wall mount kit allows for wall installation if preferred.

Connecting the Soundbar

Follow these steps to connect your Fire TV Soundbar Plus to your television:

1. **HDMI (eARC/ARC) Connection:** Connect one end of the included HDMI 2.0 cable to the HDMI (eARC/ARC) port on the back of the soundbar. Connect the other end to the HDMI eARC/ARC port on your television. This connection ensures optimal audio quality and allows your TV remote to control the soundbar's volume.
2. **Power Connection:** Connect the AC power cable to the Power port on the soundbar and then plug it into a wall outlet.
3. **Optical Connection (Optional):** If your TV does not have an HDMI eARC/ARC port, you can use an optical cable

(not included) to connect the soundbar to your TV's optical audio output.

4. **USB-A Port:** The USB-A port is typically used for service or firmware updates and is not for general user connection.



Basta collegarla per potenziare
immediatamente il tuo audio

Figure 3: Rear view of the soundbar displaying available connection ports.

Initial Power On

Once connected, the soundbar will typically power on automatically with your TV if using the HDMI eARC/ARC connection. If not, press the Power button on the included remote control.



Figure 4: The Fire TV Soundbar Plus and its compact remote control.

OPERATING THE SOUNDBAR

Basic Controls

Use the included remote control to manage your soundbar's functions:

- **Power Button:** Turns the soundbar on or off.
- **Volume Up/Down:** Adjusts the master volume level.
- **Mute Button:** Mutes or unmutes the sound.
- **Input Selection:** Switches between HDMI, Optical, and Bluetooth inputs.
- **Sound Modes:** Cycles through optimized audio presets.

Sound Modes

The Fire TV Soundbar Plus offers several equalizer modes to optimize audio for different content types:

- **Movie Mode:** Enhances cinematic soundscapes with dynamic range and surround effects.
- **Music Mode:** Provides balanced audio for music playback, emphasizing clarity and bass.
- **Sport Mode:** Optimizes audio for sports broadcasts, often enhancing commentary and crowd noise.
- **Night Mode:** Reduces dynamic range to prevent sudden loud sounds, ideal for late-night viewing.

The soundbar features a dedicated central channel for dialogue, ensuring clear conversations in all modes, especially beneficial for movies and TV shows.



**Gli altoparlanti, i tweeter e il
subwoofer integrato creano un
suono estremamente ricco**

Figure 5: Internal components illustrating the integrated speakers, tweeters, and subwoofer for rich sound.



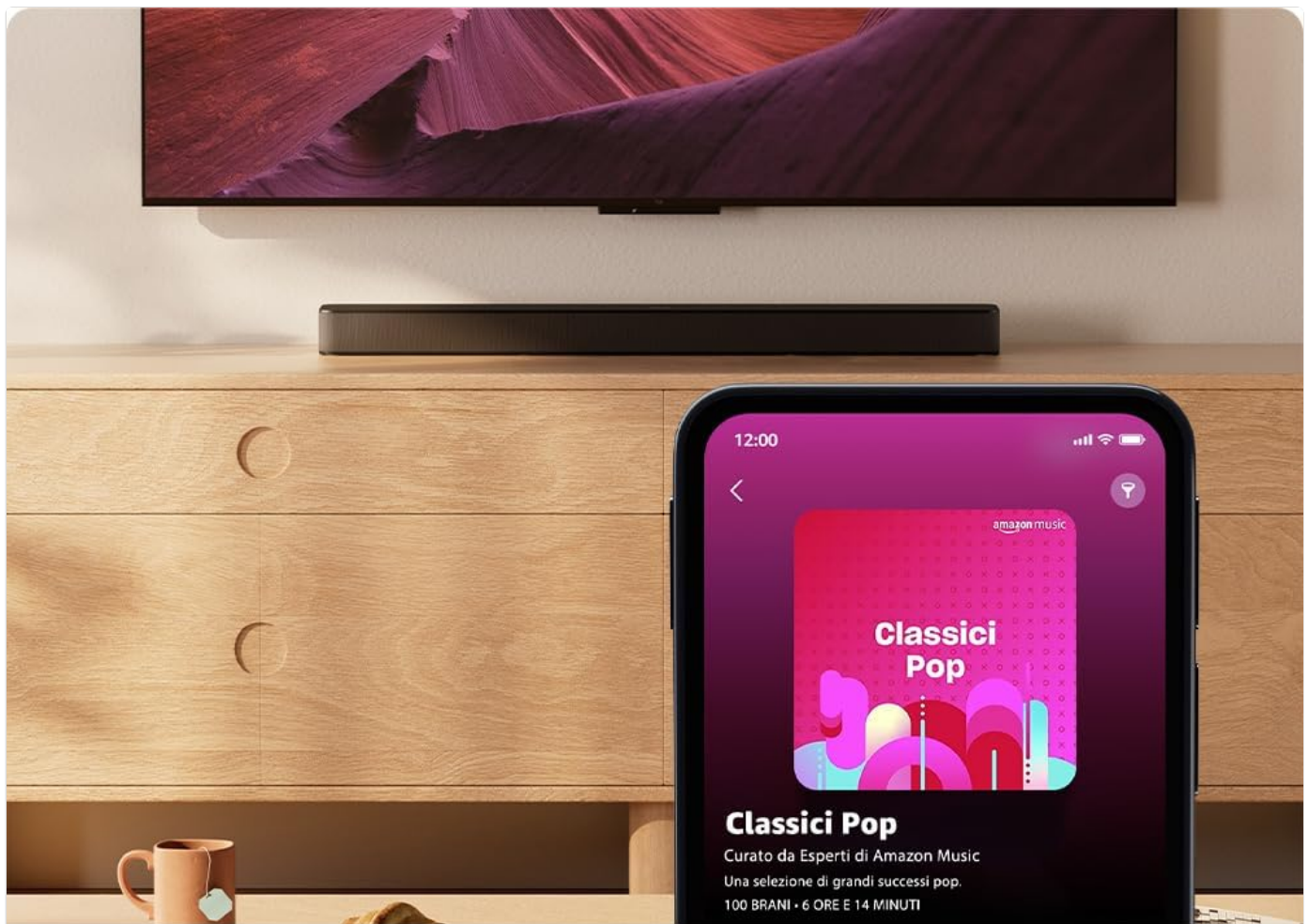
Il trio audio perfetto: dialoghi nitidi, Dolby Atmos e DTS:X

Figure 6: The soundbar delivering immersive audio with Dolby Atmos and DTS:X in a home environment.

Bluetooth Streaming

You can stream audio from your phone or tablet to the Fire TV Soundbar Plus via Bluetooth. To connect:

1. Press the Bluetooth button on the remote control or select Bluetooth input.
2. On your mobile device, go to Bluetooth settings and select "Fire TV Soundbar Plus" from the list of available devices.
3. Once paired, audio from your device will play through the soundbar.



Connettiti via Bluetooth per ascoltare le canzoni che ami o i tuoi podcast preferiti

Figure 7: Connecting a mobile device via Bluetooth to stream music or podcasts.

Fire TV Integration

For seamless integration with Fire TV devices (sold separately), you can control both your TV and the soundbar with a single remote. Audio settings can be customized directly within the Fire TV interface on selected models.

MAINTENANCE

To ensure the longevity and optimal performance of your Fire TV Soundbar Plus, follow these maintenance guidelines:

- **Cleaning:** Use a soft, dry cloth to clean the surface of the soundbar. Do not use liquid cleaners or abrasive materials, as they may damage the finish.
- **Ventilation:** Ensure the soundbar's vents are not blocked to prevent overheating.
- **Software Updates:** Periodically check for firmware updates to ensure your soundbar has the latest features and performance improvements. Updates are typically delivered automatically when connected to a Fire TV device or

can be performed via USB if available.

TROUBLESHOOTING

If you encounter issues with your Fire TV Soundbar Plus, refer to the following common problems and solutions:

Problem	Possible Cause	Solution
No sound from soundbar.	Soundbar is off or muted. Incorrect input selected. Cables are loose or disconnected. TV audio output settings are incorrect.	Ensure soundbar is powered on and not muted. Select the correct input (HDMI, Optical, Bluetooth). Check all cable connections (HDMI, power). Verify TV audio output is set to external speakers (e.g., HDMI ARC/eARC).
Sound is distorted or unclear.	Volume too high. Audio source quality is poor. Incorrect sound mode.	Reduce the volume. Try a different audio source. Experiment with different sound modes (Movie, Music, Sport, Night).
Remote control not working.	Batteries are dead or incorrectly inserted. Obstruction between remote and soundbar.	Replace AAA batteries, ensuring correct polarity. Ensure a clear line of sight to the soundbar's sensor.
Bluetooth pairing issues.	Soundbar not in pairing mode. Device too far from soundbar. Interference from other devices.	Ensure soundbar is in Bluetooth input mode. Move your device closer to the soundbar. Turn off other Bluetooth devices nearby.

SPECIFICATIONS

Feature	Detail
Soundbar Dimensions (LxWxH)	94 cm x 13.2 cm x 6.4 cm
Soundbar Weight	4 kg (Actual dimensions and weight may vary based on configuration and manufacturing process)
Speaker Channels	3.1 (integrated subwoofer)
Equalizer Modes	Movie, Music, Sport, Night
Surround Sound Support	Dolby Atmos, DTS:X
Ports	HDMI (eARC/ARC), Optical, AC Power, USB-A
Bluetooth Support	Yes


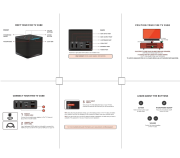


Feature	Detail
Compatibility	Smart TVs and TVs with streaming media players
Included in the Box	Fire TV Soundbar Plus, remote control, HDMI 2.0 cable, 1 AC power cable, 2 AAA batteries, wall mount kit, Quick Start Guide



WARRANTY AND SUPPORT

The Fire TV Soundbar Plus comes with a one-year limited warranty provided by the manufacturer. This limited warranty is in addition to, and does not compromise, consumer rights. Consumers may have additional rights provided by law even after the limited warranty expires. Use of the Fire TV Soundbar Plus is subject to the terms indicated by Amazon.

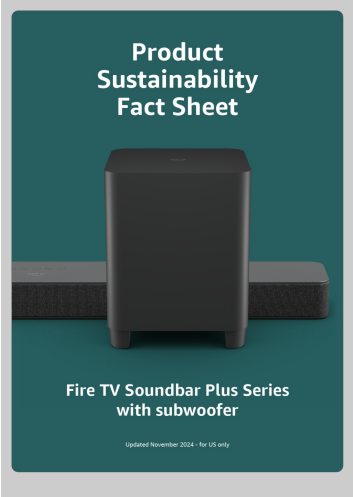
For further assistance, please refer to the official Amazon support channels or the Quick Start Guide included with your product.

Related Documents - Fire TV Soundbar Plus

	Amazon Fire TV Soundbar Plus: Setup, Features, and Troubleshooting Guide Comprehensive guide for the Amazon Fire TV Soundbar Plus, covering setup, connection options (HDMI, Optical, Bluetooth), audio settings, LED indicators, subwoofer pairing, and wall mounting instructions. Includes troubleshooting tips.
	Amazon Fire TV Cube (3rd Gen) Quick Start Guide: Setup, Alexa Voice Control, and Connectivity Comprehensive quick start guide for the Amazon Fire TV Cube (3rd Gen). Learn how to set up your device, connect to your TV, use the Alexa Voice Remote, control smart home devices, and manage privacy settings. Includes detailed instructions and helpful tips.
	Amazon Fire TV Soundbar Plus Quick Start Guide A comprehensive guide to setting up and using your Amazon Fire TV Soundbar Plus, covering connections, audio configurations, and wall mounting instructions.
	Amazon Fire TV Soundbar Plus: Setup Guide and Features Learn how to set up, connect, and optimize your Amazon Fire TV Soundbar Plus. This guide covers remote functions, audio settings, LED indicators, and wall mounting.

	<p>Amazon Fire Tablet User Guide: Setup, Features, and Troubleshooting</p> <p>A comprehensive user guide for Amazon Fire tablets, detailing setup, Wi-Fi, power management, storage optimization, Amazon Kids features, app installation, Alexa integration, accessibility options, and troubleshooting common issues. Learn to maximize your Fire tablet experience.</p>
	<p>Amazon Fire Tablet and Kindle E-Reader Quick Setup Guide</p> <p>A quick setup guide for Amazon Fire tablets and Kindle e-readers, covering initial charging, Wi-Fi connection, account registration, payment settings, content download, and family sharing features.</p>

Documents - Amazon – Fire TV Soundbar Plus



[\[pdf\]](#) Accessories

Fire TV Soundbar Plus Series with Subwoofer Sustainability Factsheet EN anonymous subwooferThis device is made from 8% recycled materials The plastic in this 33% post consumer aluminum partsm media amazon images G 01 2F3adBrhm2BDJ3Q |||

Product Sustainability Fact Sheet Fire TV Soundbar Plus Series with subwoofer Updated November 2024 - for US only Designed for Sustainability We re working to make Amazon devices more sustainable--from how we build them to how customers use and eventually retire them. Carbon Footprint 204kg CO2e ...

lang:en score:48 filesize: 7.64 M page_count: 9 document date: 2024-11-12



[\[pdf\]](#) Accessories

Fire TV Soundbar Plus Sustainability Factsheet EN anonymous 20 hours ago — This device is made from 18% recycled materials The plastic in this 33% post consumer aluminum parts m media amazon images G 01 2F3adBrhm2BDJ3Q |||

Product Sustainability Fact Sheet Fire TV Soundbar Plus Updated November 2024 - for US only Designed for Sustainability We re working to make Amazon devices more sustainable--from how we build them to how customers use and eventually retire them. Carbon Footprint 126kg CO2e total carbon emissions...

lang:en score:48 filesize: 6.1 M page_count: 9 document date: 2024-11-12

EU Declaration of Conformity

Manufacturer:
Name: Amazon.com Services LLC
Address: 410 Terry Avenue N Seattle, WA 98109-5210 United States

Radio Equipment:
Model: HM34BR
Description: Digital media player

Accessories:			
Item	Accessories	Brand Name	Model Name
1	HDMI cable	N/A	N/A
1	AC Cable	N/A	N/A
1	Remote	Amazon	HM34BR

We, Amazon.com Services LLC, declare under our sole responsibility that the product described above is in conformity with the relevant Union harmonization legislations:
RE Directive (2014/53/EU), RoHS Directive (2011/65/EU)

The following harmonized standards and/or other relevant standards/regulations have been applied:

- 1. Health and Safety (Article 3.1(a) of the RE Directive)**
- EN 62368-1:2014+A11:2017
 - EN IEC 62368-1:2020+A11:2020
 - EN 50665:2017
 - EN IEC 62311:2020
- 2. Electromagnetic compatibility (Article 3.1 (b) of the RE Directive)**
- EN 55032:2015+A11:2020
 - EN 55035:2017+A11:2020
 - EN IEC 61000-3-2:2019/A1:2021
 - EN 61000-3-2:2014/A2:2021
 - ETSI EN 301 489-1 V2.2.1
 - ETSI EN 301 489-17 V3.2.1
 - Draft ETSI EN 301 489-17 V3.2.6
- 3. Radio frequency spectrum usage (Article 3.2 of the RE Directive)**
- EN 300 328 V2.2.2
- 4. RoHS Directive (2011/65/EU)**
- EN IEC 61000-6:2018
- 5. Eco Design Directive (2009/125/EC)**
- Commission Regulation (EC) No 1275/2008
 - EU 2015/1026
 - EN 50564:2011

[pdf] Decleration of Conformity Accessories

14 Amazon Lab126 Christina Quezada EU Declaration of Conformity Cloudfront netRE Directive 2014 53

RoHS 2011 65 The following harmonized standards and or other relevant regulations have been applied

1 Fire TV Soundbar Plus EUd1ergij2b6wmg5 cloudfront net S3 FireTV Fire netEU 1 Model HM34BR

Description Digital media player Accessory Item Brand Name Model 1 HDMI Cable N A Shield length

5mFire EUFire |||

...

lang:en score:15 filesize: 363.79 K page_count: 2 document date: 2024-09-06

