

## Manuals+

[Q & A](#) | [Deep Search](#) | [Upload](#)

manuals.plus /

- › [Starfrit](#) /
- › [Starfrit Mechanical Kitchen Scale User Manual - Model 093775-006-0000](#)

**Starfrit 093775-006-0000**

# Starfrit Mechanical Kitchen Scale User Manual

Model: 093775-006-0000

## INTRODUCTION

---

Thank you for choosing the Starfrit Mechanical Kitchen Scale. This manual provides essential information for the proper setup, operation, maintenance, and troubleshooting of your new kitchen scale. Designed for precision and ease of use, this mechanical scale offers dual imperial and metric measurements, making it a versatile tool for all your culinary needs.



**Image:** A red Starfrit mechanical kitchen scale with a clear dial, featuring a bowl of green grapes on its weighing platform, demonstrating its use for food measurement.

## SETUP

1. **Unpacking:** Carefully remove the scale from its packaging. Ensure all components are present and undamaged.
2. **Placement:** Place the scale on a firm, flat, and stable surface to ensure accurate readings. Avoid placing it on uneven surfaces or near sources of vibration.
3. **Calibration:** Before first use and periodically thereafter, calibrate the scale. Locate the small adjustment knob positioned above the dial. Turn this knob until the needle points precisely to zero. This ensures accurate measurements.



**Image:** This image highlights the adjustment knob located above the dial on the side of the scale. This knob is used to calibrate the scale, ensuring accurate readings before each use.


## OPERATING INSTRUCTIONS

1. **Prepare the Scale:** Ensure the scale is calibrated to zero before placing any items on the weighing platform.
2. **Place Item:** Gently place the item or container with ingredients onto the center of the weighing platform.
3. **Read Measurement:** Observe the needle on the dial. The scale provides measurements in both imperial (pounds and ounces) and metric (kilograms and grams) units. The graduations are 1 oz (25 g) for precise portioning.
4. **Remove Item:** Once the measurement is taken, carefully remove the item from the platform. The needle should return to zero. If it does not, re-calibrate the scale.



**Image:** A detailed view of the scale's dial, emphasizing its 1 oz (25 g) precision for accurate measurements. The clear markings allow for easy reading of both imperial and metric units.





**Image:** A view of the scale's spacious weighing platform, capable of accommodating various ingredients. The image shows green grapes on the platform, with a breakfast meal in the background, suggesting its versatility for meal preparation.

## MAINTENANCE

---

- **Cleaning:** Wipe the scale with a soft, damp cloth. Do not use abrasive cleaners or immerse the scale in water.
- **Storage:** Store the scale in a dry place away from extreme temperatures and humidity.
- **Care:** Avoid dropping the scale or subjecting it to heavy impacts, as this may affect its accuracy.

## TROUBLESHOOTING


---

- **Inaccurate Readings:**
  - Ensure the scale is placed on a flat, stable surface.
  - Re-calibrate the scale to zero using the adjustment knob before each use.
  - Check for any obstructions under or around the weighing platform.
- **Needle Not Returning to Zero:**
  - Remove all items from the platform.

- Adjust the calibration knob until the needle rests at zero.

SPECIFICATIONS

Brand	Starfrit
Model Number	093775-006-0000
Capacity	11 lb / 5 kg
Graduations	1 oz / 25 g
Product Dimensions	16.51 x 16.76 x 17.02 cm (6.5" x 6.6" x 6.7")
Weight	430.91 g
Display Type	Analog Dial
Country of Origin	China









**Image:** This image illustrates the compact dimensions of the Starfrit Mechanical Kitchen Scale, showing its height, width, and depth as 6.5 inches (16.5 cm). It also highlights the scale's maximum capacity of 11 lb (5 kg).

## WARRANTY AND SUPPORT

For warranty information or customer support regarding your Starfrit Mechanical Kitchen Scale, please refer to the product packaging or visit the official Starfrit website. You may also contact Starfrit customer service directly for assistance with product inquiries or issues.

Visit the [Starfrit Store on Amazon](#) for more products and information.

### Related Documents - 093775-006-0000

 <p>Starfrit NUTRITIONAL SCALE INSTRUCTIONS FOR USE</p>	<p><a href="#">Starfrit Nutritional Scale 053: Instructions for Use and Features</a></p> <p>Comprehensive guide to the Starfrit Nutritional Scale model 053, detailing its features, specifications, weighing functions, nutritional tracking capabilities, and extensive food code database for accurate food analysis in the kitchen.</p>
 <p>Starfrit ELECTRONIC KITCHEN SCALE INSTRUCTIONS FOR USE</p>	<p><a href="#">Starfrit Electronic Kitchen Scale: User Guide and Instructions</a></p> <p>Comprehensive guide to using the Starfrit Electronic Kitchen Scale, covering specifications, features like zero and tare functions, unit conversion, volume measurement, battery replacement, and care instructions.</p>
 <p>Starfrit NUTRITIONAL KITCHEN SCALE INSTRUCTIONS FOR USE</p>	<p><a href="#">Starfrit Nutritional Kitchen Scale: Instructions for Use and Features</a></p> <p>Comprehensive user manual for the Starfrit Nutritional Kitchen Scale, detailing specifications, operation, functions, and a food code list for calculating nutritional intake.</p>
 <p>Starfrit DIGITAL KITCHEN SCALE INSTRUCTIONS FOR USE</p>	<p><a href="#">Starfrit Digital Kitchen Scale User Manual</a></p> <p>Comprehensive guide to using the Starfrit Digital Kitchen Scale, including specifications, operating instructions, care advice, and troubleshooting for weighing and volume measurements.</p>
 <p>Starfrit DIGITAL KITCHEN SCALE INSTRUCTIONS FOR USE</p>	<p><a href="#">Starfrit Digital Kitchen Scale: User Manual and Instructions</a></p> <p>Comprehensive guide to using the Starfrit Digital Kitchen Scale, including specifications, operating instructions, care tips, and troubleshooting for accurate weighing and volume measurements.</p>
 <p>Starfrit High Precision Scale INSTRUCTIONS</p>	<p><a href="#">Starfrit High Precision Scale: User Manual and Instructions</a></p> <p>Comprehensive guide for the Starfrit high precision scale, covering features, operation, battery replacement, unit conversion, piece counting, tare function, and care instructions.</p>