



[Manuals.plus](#) /

> [SHA CERLIN](#) /

> SHA CERLIN Upholstered Full Size Bed Frame with Adjustable Headboard - Instruction Manual

## SHA CERLIN AK-42515BGF

# SHA CERLIN Upholstered Full Size Bed Frame - Instruction Manual

Model: AK-42515BGF

## INTRODUCTION

This manual provides detailed instructions for the assembly, operation, and maintenance of your SHA CERLIN Upholstered Full Size Bed Frame. Please read all instructions carefully before beginning assembly and retain this manual for future reference.

## SAFETY INFORMATION

### Important Safety Instructions:

- Do not exceed the maximum weight recommendation of 800 pounds.
- Be cautious of sharp edges during assembly and use.
- Follow assembly instructions carefully to prevent instability or collapse.
- Keep fingers and other body parts away from pinch points during assembly and use.

## SETUP AND ASSEMBLY

Your SHA CERLIN bed frame is designed for straightforward assembly. All necessary parts are packed neatly in one box. No additional tools are required.

### Before You Begin:

- Unpack all components and verify against the parts list (not provided in this manual, refer to your product packaging).
- Ensure you have ample space for assembly.
- It is recommended to have two people for assembly.

**Key Assembly Features:**

## ADJUSTABLE HEADBOARD DESIGN

To fit the mattress.



*Image: Close-up of bed frame slats with Velcro fasteners for quick installation and noise reduction.*

The bed frame features Velcro fastening slats for quick installation and to eliminate noise, ensuring a quiet night's sleep. Simply align the slats and press them onto the Velcro strips on the side rails.



*Image: Reinforced heavy-duty feet providing stability for the bed frame.*

The frame is equipped with reinforced legs and durable wood slats to provide stable support and a capacity of 800 lbs.

### **Assembly Video:**

Your browser does not support the video tag.

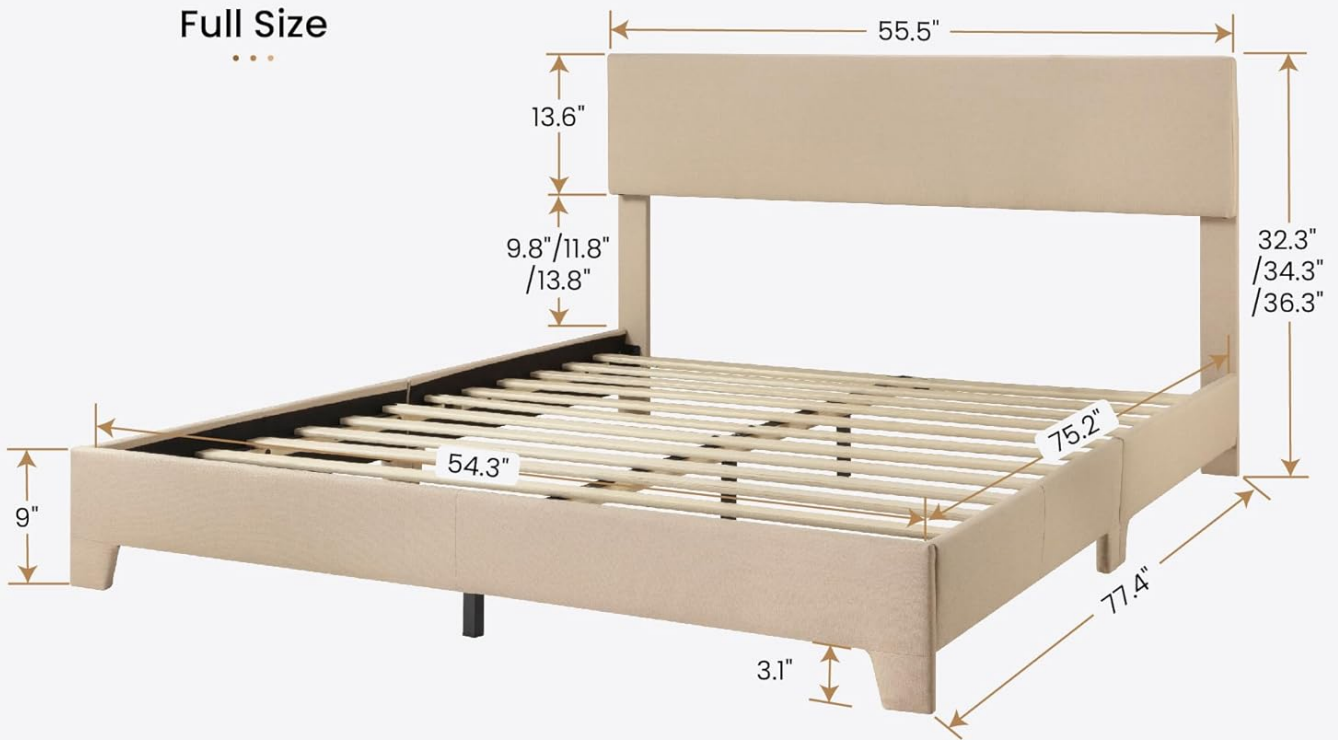
*Video: Official SHA CERLIN video demonstrating the assembly and features of the Upholstered Bed Frame with Adjustable Headboard.*

## **OPERATION**

---

### **Adjustable Headboard:**

# PRODUCT INFORMATION



## Material

Faux Leather,  
Wood, Metal

## Dimensions

L x W x H  
77.4" x 55.5" x 32.3-36.3"

## Weight Capacity

800 lbs.

*Image: The headboard can be adjusted to three different heights to accommodate various mattress thicknesses.* The upholstered headboard offers 3 levels of height adjustment, ranging from 32.3 inches to 36.3 inches. This allows you to customize the headboard height to better match your mattress and personal preference. Refer to the assembly instructions for specific steps on adjusting the headboard height.

## Mattress Compatibility:

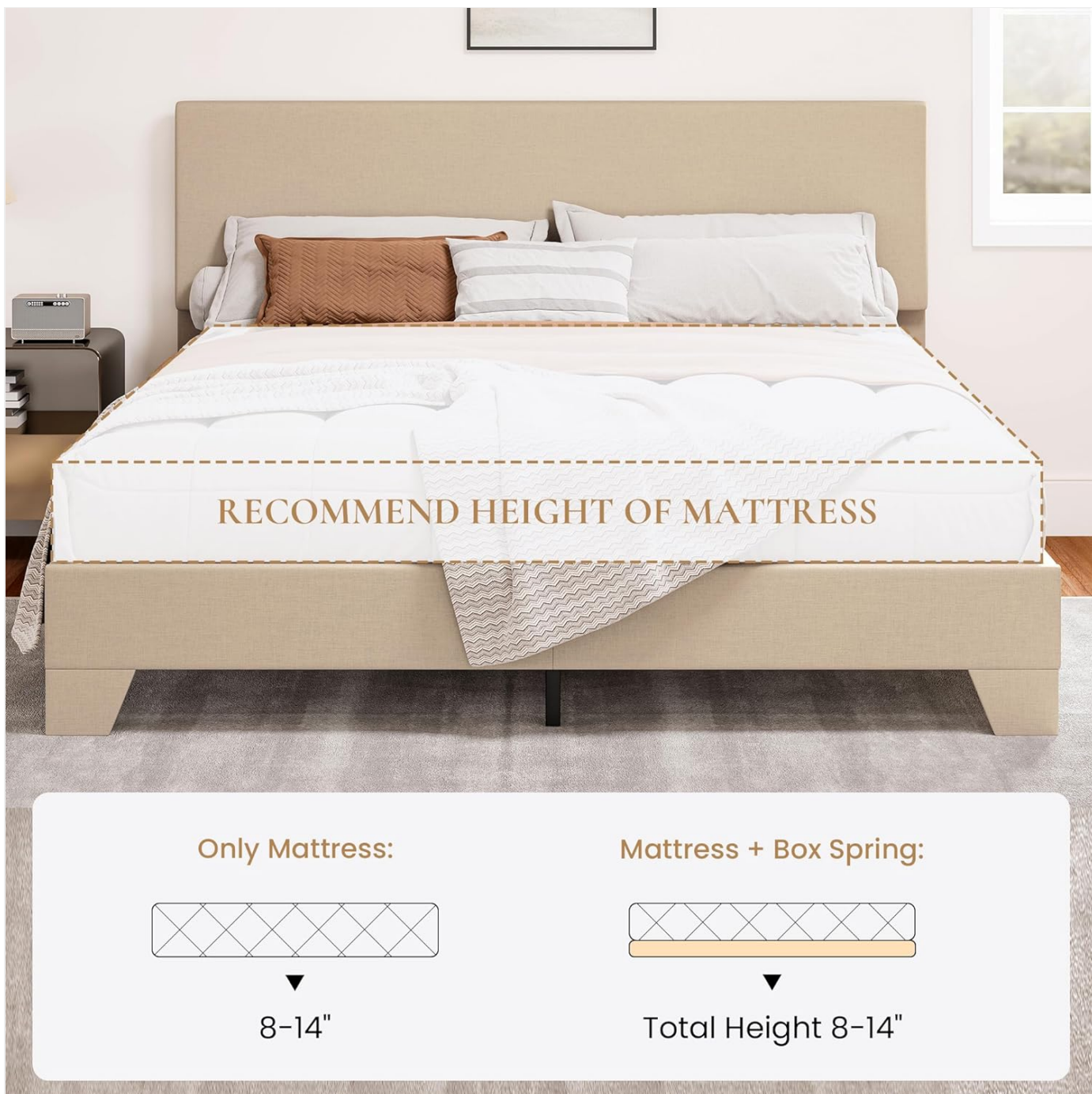


Image: Diagram showing recommended mattress heights, with or without a box spring.

This bed frame is designed for use with a Full size mattress (75"L x 54"W). A box spring is optional. The recommended mattress height is 8-14 inches. If using a box spring, ensure the total height of the mattress and box spring combined is within this range for optimal headboard fit.

## MAINTENANCE AND CARE

- **Cleaning:** Wipe the upholstered surfaces with a dry cloth to remove dust and light dirt. For spills, blot immediately with a clean, dry cloth. Avoid using harsh chemicals or abrasive cleaners.
- **Inspection:** Periodically check all bolts and connections to ensure they remain tight. Retighten if necessary to maintain stability and prevent squeaking.
- **Weight Capacity:** Do not exceed the maximum weight capacity of 800 pounds to ensure the longevity and safety of the bed frame.

## TROUBLESHOOTING

Problem	Possible Cause	Solution
Bed frame is unstable or wobbly.	Loose bolts or incorrect assembly.	Ensure all bolts are securely tightened. Review assembly instructions to confirm all parts are correctly installed.
Squeaking noises.	Loose connections, slats not properly seated, or uneven floor.	Tighten all bolts. Ensure Velcro fastening slats are firmly pressed onto the frame. If the floor is uneven, consider using furniture pads or shims under the legs.
Headboard height does not match mattress.	Headboard not adjusted to desired level.	Adjust the headboard to one of the three available height settings (32.3", 34.3", 36.3") as per assembly instructions.
Missing parts during assembly.	Packaging error.	Contact SHA CERLIN customer support immediately for assistance.


## SPECIFICATIONS

<b>Model Number</b>	AK-42515BGF
<b>Size</b>	Full
<b>Product Dimensions (L x W x H)</b>	77.4"L x 55.5"W x 32.3"-36.3"H (Adjustable Headboard)
<b>Compatible Mattress Size</b>	Full, 75"L x 54"W
<b>Material</b>	Linen Fabric, Engineered Wood, Metal
<b>Color</b>	Beige
<b>Maximum Weight Capacity</b>	800 Pounds
<b>Ground to Item Distance</b>	3.1 Inches
<b>Assembly Required</b>	Yes
<b>Box Spring Needed</b>	No (Optional)
<b>Care Instructions</b>	Wipe with Dry Cloth

## STABLE FOUNDATION

...

Strong Support &  
Noise Reduction



## VELCRO FASTENER

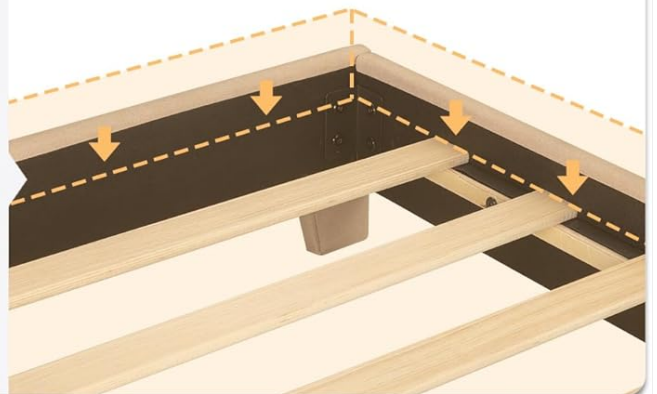
...

Quick Installation &  
Easy Fixing

## EMBEDDED DESIGN

...

Anti-Mattress  
Sliding



*Image: Detailed product information diagram including dimensions, material, and weight capacity.*

## WARRANTY INFORMATION

Specific warranty details for this product are not provided in the available information. Please refer to the product packaging or contact SHA CERLIN customer support for warranty terms and conditions.

## CUSTOMER SUPPORT

If you encounter any difficulties during assembly, have questions about your bed frame, or require assistance with missing parts, the SHA CERLIN Team is available to help. Please refer to the contact information provided on your product packaging or the retailer's website for support.

For more information, you may visit the official SHA CERLIN store: [SHA CERLIN Store](#)

