

Manuals+

[Q & A](#) | [Deep Search](#) | [Upload](#)

manuals.plus /

› [NXGKET](#) /

› [NXGKET Walkie Talkies User Manual](#)

NXGKET ZX-808

NXGKET Walkie Talkies User Manual

Model: ZX-808

1. INTRODUCTION

Thank you for choosing the NXGKET Walkie Talkies. This 6-pack set is designed for reliable long-range communication, featuring NOAA weather alerts, 22 FRS channels, and a built-in 1800mAh Li-ion battery for extended use. This manual provides detailed instructions for setup, operation, maintenance, and troubleshooting to ensure optimal performance and safety.

2. WHAT'S IN THE BOX

- Walkie Talkies x 6
- Battery (built-in)
- Belt Clip
- 3-in-1 USB Cable x 2
- Charger

Package Including

- Walkie Talkies x 6
- 1800mAh Li-ion Battery x 6
- 3-1 USB-C cable x 2
- Charger x 2
- Manul x 1



Figure 2.1: Package Contents of the NXGKET Walkie Talkies.

3. PRODUCT FEATURES

- **Powerful Long Range Coverage:** Up to 5-mile communication range, depending on terrain and conditions. FRS 22 channels and 121 privacy codes (2,662 combinations) for easy channel finding.
- **NOAA Weather Scan and Alert:** Scans 10 NOAA radio channels for weather alerts. Features an upgraded speaker for clear audio, 150% increased maximum volume, Vibrate Alert, and 9 levels of VOX.
- **Rechargeable 1800mAh Li-ion Battery:** Built-in 1800mAh lithium battery, eliminating the need for disposable batteries. Charge 3 walkie talkies simultaneously with the included 3-in-1 USB-C cable.
- **Easy to Use with Multi-features:** Bright color finish for visibility, large LCD screen, volume adjustment, Voice-activated (iVOX), Auto squelch, Auto memory, Auto scan, Low battery alert, Keypad lock (Channel-lock), Adjustable power, Drop-protection, and built-in flashlight.
- **Versatile Use:** Suitable for men, women, kids, and elders. Ideal for skiing, hiking, bicycling, camping, road trips, cruises, commercial use, and job sites.



Figure 3.1: Key Components and Controls of the Walkie Talkie.

4. SETUP

4.1 Initial Charging

Before first use, fully charge all walkie talkies. The built-in 1800mAh Li-ion battery is not removable. Use the provided 3-in-1 USB-C cables and chargers to charge up to three units simultaneously.



Figure 4.1: Charging the Walkie Talkie via USB-C.

4.2 Turning On/Off

To turn the radio on or off, rotate the Volume/Power knob clockwise or counter-clockwise until you hear a click and the display illuminates or turns off.

5. OPERATING INSTRUCTIONS

5.1 Channel Selection

The NXGKET Walkie Talkies operate on 22 FRS channels. To select a channel:

1. Press the **MENU** button. The channel number will flash on the LCD.
2. Use the **Up (▲)** or **Down (▼)** buttons to select your desired channel.
3. Press the **PTT** button to confirm your selection and exit the menu.

5.2 Privacy Codes (CTCSS/DCS)

To ensure private communication and minimize interference, you can set privacy codes (121 available). All radios in your group must be on the same channel and privacy code to communicate.

1. Press the **MENU** button twice to enter the privacy code setting.
2. Use the **Up (▲)** or **Down (▼)** buttons to select a privacy code.
3. Press the **PTT** button to confirm and exit.

5.3 Transmitting and Receiving

To transmit, press and hold the **PTT (Push-to-Talk)** button located on the side of the radio. Speak clearly into the microphone. Release the **PTT** button to receive. Ensure the microphone is close to your mouth for clear transmission.

5.4 NOAA Weather Alerts

The walkie talkies can scan 10 NOAA radio channels to provide real-time weather alerts.

1. Press the **MON** button (or dedicated NOAA button if available) to activate NOAA weather scan.
2. The radio will automatically scan for active weather channels.
3. An alert will sound if a weather warning is detected.

10 NOAA Radio Channels



Figure 5.1: NOAA Weather Scan and Alert Feature.

5.5 VOX (Voice-Activated Transmission)

VOX allows hands-free operation. The radio transmits when it detects your voice.

1. Press the **MENU** button until the VOX icon appears on the display.
2. Use the **Up** (▲) or **Down** (▼) buttons to select a VOX sensitivity level (1-9, with 9 being most sensitive).
3. Press the **PTT** button to confirm and exit.



VOX Talk, Up 3 Miles Long Range



Figure 5.2: VOX Talk and Long Range Capability.

5.6 Flashlight

The walkie talkie includes a built-in LED flashlight for convenience in low-light conditions.

- To turn on/off the flashlight, press the dedicated flashlight button (usually located below the PTT button).

Superior Durability

Certified by the NXGKET lab's 78 IN drop test



Figure 5.3: Walkie Talkie with LED Flashlight Activated.

5.7 Keypad Lock

The keypad lock prevents accidental changes to your settings.

- To lock/unlock the keypad, press and hold the **Lock** button (often indicated by a padlock icon) until the lock icon appears/disappears on the display.

6. MAINTENANCE

6.1 Cleaning

Clean the radio with a soft, damp cloth. Do not use abrasive cleaners or solvents. Ensure the USB-C port cover is securely closed to prevent dust and moisture ingress.

6.2 Battery Care

To prolong battery life, avoid fully discharging the battery frequently. Charge the walkie talkies regularly, especially if they will not be used for an extended period.

7. TROUBLESHOOTING

Problem	Possible Cause	Solution
No power	Battery is low or depleted.	Charge the walkie talkie.
Cannot communicate with other radios	Different channel or privacy code.	Ensure all radios are on the same channel and privacy code.
Weak or no signal	Out of range or obstructions.	Move closer to other radios or to an open area. Avoid large obstacles like buildings or dense foliage.
Static or interference	Interference from other devices or channels.	Change to a different channel or privacy code. Ensure no other electronic devices are too close.
Keypad is locked	Keypad lock is activated.	Press and hold the Lock button to unlock the keypad.

8. SPECIFICATIONS

Feature	Specification
Brand	NXGKET
Model Number	ZX-808
Number of Channels	22 FRS Channels
Privacy Codes	121 (CTCSS/DCS)
Battery	1800mAh Li-ion (included, non-removable)
Charging Port	USB-C
Maximum Talking Range	5 Miles (terrain and conditions dependent)
Frequency Range	300 MHz - 3 GHz
Special Features	Digital Display, Emergency Alarm, Long Range, Rechargeable, Voice Operated Transmission (VOX), NOAA Weather Alerts, Flashlight, Keypad Lock

Feature	Specification
Item Weight	4.8 ounces
Product Dimensions	0.9 x 2 x 7.6 inches
Water Resistance Level	Waterproof

9. WARRANTY & SUPPORT

9.1 Warranty Information



The NXGKET Walkie Talkies come with a **1 Year Warranty** and free replacement for manufacturing defects. Please retain your proof of purchase for warranty claims.




9.2 Customer Support

For any questions, technical assistance, or warranty claims, please contact NXGKET customer support through the retailer's platform or visit the official NXGKET store page on Amazon: [NXGKET Store](#).

© 2024 NXGKET. All rights reserved.

Related Documents - ZX-808

<div>Walkie Talkies</div> <div></div> <div>User Manual</div>	<div>NXGKET Walkie Talkies User Manual: Operation, Features, and Troubleshooting</div> <div>Comprehensive user manual for NXGKET walkie talkies, covering safety instructions, product illustration, operation guide, auxiliary functions like VOX and keypad lock, and troubleshooting tips for optimal communication and battery life.</div>
<div></div>	<div>NXGKET Walkie Talkies: Getting Started Guide</div> <div>A concise guide to operating NXGKET Walkie Talkies, covering button functions, settings like channels, sub-codes, VOX sensitivity, and troubleshooting common issues.</div>
<div>'e Talkies</div> <div>Model: ZX-808</div> <div>User Manual</div>	<div>Walkie Talkies ZX-808 User Manual</div> <div>User manual for the ZX-808 Walkie Talkies, covering safety, operation, controls, troubleshooting, and FCC compliance. Features include 22 FRS channels, NOAA weather scan, VOX mode, and keypad lock.</div>

	<p>YG-811 Walkie Talkies: Frequently Asked Questions</p> <p>Answers to common questions about the YG-811 Walkie Talkies, covering charging, power issues, locking, volume adjustment, and channel settings.</p>
	<p>NOYAFA NF-808 Multifunctional Digital Cable Tester User Manual</p> <p>User manual for the NOYAFA NF-808 Multifunctional Digital Cable Tester, detailing its functions, operations, product parameters, and application fields for testing network and electrical cables.</p>
	<p>Levitating Bluetooth Speaker User Manual</p> <p>User manual for the Levitating Bluetooth Speaker by Zhaoqing Zhixuan Technology Co., LTD. Includes operating instructions, product list, and important safety information.</p>