

## HOMCOM 830-814V02ND

# HOMCOM 8-Panel Folding Room Divider

INSTRUCTION MANUAL - MODEL: 830-814V02ND

Brand: HOMCOM

## Introduction

---

Thank you for choosing the HOMCOM 8-Panel Folding Room Divider. This manual provides essential information for the safe and effective use, setup, and maintenance of your new room divider. Please read it thoroughly before use and retain it for future reference.



Office



Living Room



Balcony



Bedroom

Image: The HOMCOM 8-Panel Folding Room Divider in a living room, demonstrating its use as a partition.

## Safety Information

### WARNING:

- To prevent tipping, do not place heavy objects on the room divider.
- Keep the room divider away from high-traffic areas to avoid accidental knocking.
- Keep the room divider away from heat sources and open flames to prevent fire.
- Always follow the manufacturer's instructions for care and maintenance.

## Product Overview

### Features:

- **Hand-Woven Elegance:** Features a stylish hand-woven pattern with an arched top, combining natural aesthetics with practical functionality.
- **Versatile Room Partition:** Suitable for various spaces including living rooms, bedrooms, and home offices, serving as a privacy wall or decorative background.
- **Quality Material:** Constructed with a pine wood frame and polypropylene webbing, offering enhanced strength, stability, and privacy compared to paper-fiber panels. The polypropylene is water repellent and resists wear and tear.

- **Folding Design:** Lightweight (under 16 pounds) for easy movement and folds to a compact 6.3 inches for convenient storage.

**Materials:**

- Frame: Pine Wood
- Panels: Polypropylene (PP) webbing, hand-woven.
- Hinges: Quality Metal Hinges.

## UPGRADE MATERIAL

**OURS**



**Polypropylene**

 Recycled

 Wear-Resistant

 Water Repellent

 Light-Blocking

**OTHERS**



**Paper Fiber**

Not Recycled



Easily Damaged



Not Waterproof



See-Through







Image: A visual comparison highlighting the durability and light-blocking properties of the polypropylene material used in this room divider versus typical paper fiber alternatives.



# SELECTED MATERIAL



- Solid Wood Frame



- Quality Metal Hinges

Image: Detailed view of the solid wood frame and quality metal hinges, showcasing the construction of the room divider.



Image: A close-up shot of the hand-woven polypropylene webbing, illustrating the texture and weave pattern.

## Setup

---

The HOMCOM 8-Panel Folding Room Divider comes **fully assembled**. No additional tools or assembly steps are required. Simply remove it from its packaging and unfold it to your desired configuration.





Image: The HOMCOM 8-Panel Folding Room Divider fully extended, ready for use.

## Operating Instructions

---

This room divider is designed for flexible use and easy storage.

### Unfolding and Positioning:

1. Carefully remove the room divider from its packaging.
2. Gently unfold the panels to extend the divider to your desired length and shape. The panels are connected by hinges that allow them to fold in alternating directions (accordion style).
3. Position the divider in a stable configuration. It can stand in a straight line or be bent into L-shapes, square shapes, or other angles to suit your space. Ensure the panels are angled slightly to maintain stability.

### Folding for Storage:

1. To store, simply fold the panels back together along the hinges.
2. The divider folds compactly to a depth of approximately 6.3 inches, making it easy to store in closets or against a wall when not in use.

# FOLDING DESIGN




Image: A visual representation of the room divider's folding design, illustrating how it can be compactly stored.

## Maintenance

---

To ensure the longevity and appearance of your HOMCOM Room Divider:

- **Cleaning:** Wipe the surfaces with a dry cloth to remove dust and debris. Avoid using harsh chemicals or abrasive cleaners, as these may damage the polypropylene webbing or wood frame.
- **Inspection:** Periodically check the metal hinges for any signs of wear or loosening. Tighten screws if necessary.
- **Storage:** When not in use, store the folded divider in a dry place away from direct sunlight and extreme temperatures to prevent material degradation.

## Troubleshooting

---

If you encounter any issues with your room divider, consider the following:

- **Stability Issues:** Ensure the panels are angled correctly to create a stable base. Avoid extending the divider in a perfectly straight line without support, as this can reduce stability.
- **Difficulty Folding/Unfolding:** Check the hinges for any obstructions or damage. Apply a small amount of silicone spray to the hinges if they feel stiff.
- **Unusual Odor:** New products may have a slight odor upon unboxing. This typically dissipates quickly in a well-ventilated area.



For persistent issues or further assistance, please contact HOMCOM customer support.

### Specifications

Attribute	Detail
Brand	HOMCOM
Model Number	830-814V02ND
Product Dimensions (Overall)	126" W x 0.6" D x 66.9" H
Folded Dimensions	15.7" W x 6.3" D x 66.9" H
Color	Natural
Number of Panels	8
Material	Pine Wood Frame, Polypropylene (PP) Weaving
Item Weight	16 Pounds
Mounting Type	Freestanding
Indoor/Outdoor Usage	Indoor
Special Feature	Foldable




Image: Detailed dimensions of the room divider, including height and width.

### Warranty and Support

For information regarding warranty coverage, returns, or technical support, please refer to the purchase documentation or contact HOMCOM customer service directly. Contact details can typically be found on the product packaging or the official HOMCOM website.

Online support: [Visit the HOMCOM Store on Amazon](#)



