

## HOROW HR-S5138D

# HOROW 20x15 Inch Undermount Bathroom Sink Instruction Manual

Model: HR-S5138D | Brand: HOROW

### PRODUCT OVERVIEW

The HOROW 20x15 inch undermount bathroom sink is designed for both full and half bathrooms, offering a seamless, built-in look that maximizes countertop space. Crafted from high-quality glazed ceramic, this sink features a deep basin, curved bottom for efficient drainage, and an overflow hole to prevent spills. Its durable surface resists stains, acids, corrosion, fading, and yellowing, ensuring a lasting pristine white appearance.

### KEY FEATURES

- **Perfect Size:** Measuring 20.28" x 15.16" x 7.87", ideal for various bathroom sizes.
- **Deep Basin & Overflow:** Reduces splashing and ensures fast drainage. The overflow hole prevents water from spilling over, protecting your vanity.
- **Easy to Clean:** Undermount design eliminates hard-to-clean rims, allowing easy sweeping of water and debris directly into the sink.
- **Durable Ceramic:** High-quality glazed clay resists stains, acids, corrosion, fading, and yellowing.
- **Standard Drain Fit:** The drainage hole is compatible with all standard 1 3/4" drains.



Figure 1: Overview of HOROW Undermount Sink Features.



Figure 2: Fast Drainage and Overflow Hole Design.

**HOROW®**



## **Intimate Security**

The corners of the sink are rounded and polished, preventing stumbling and injuries during use.



## **Excellent Drainage**

The large diameter of the drain improves drainage speed and reduces the risk of clogged downspouts.




Figure 3: Rounded Corners for Safety and Enhanced Drainage.



## Standard Drain Fit

The drainage hole is compatible with all 1 3/4" drains on the market.

Figure 4: Standard Drain Fit for Easy Compatibility.





Figure 5: Sleek and Deep Design to Prevent Splashing.

**SPECIFICATIONS**

Attribute	Detail
Brand	HOROW
Model Number	HR-S5138D
Color	White with Undermount
Material	Ceramic
Size	20"x15"
Product Dimensions (D x W x H)	15.16" x 20.28" x 7.87"
Installation Type	Undermount
Finish Type	Polished

Shape	Rectangular
Drain Type	Pop-Up (drain not included)
Item Weight	19.5 Pounds
Included Components	Bathroom Sink x1, Installation instructions x1

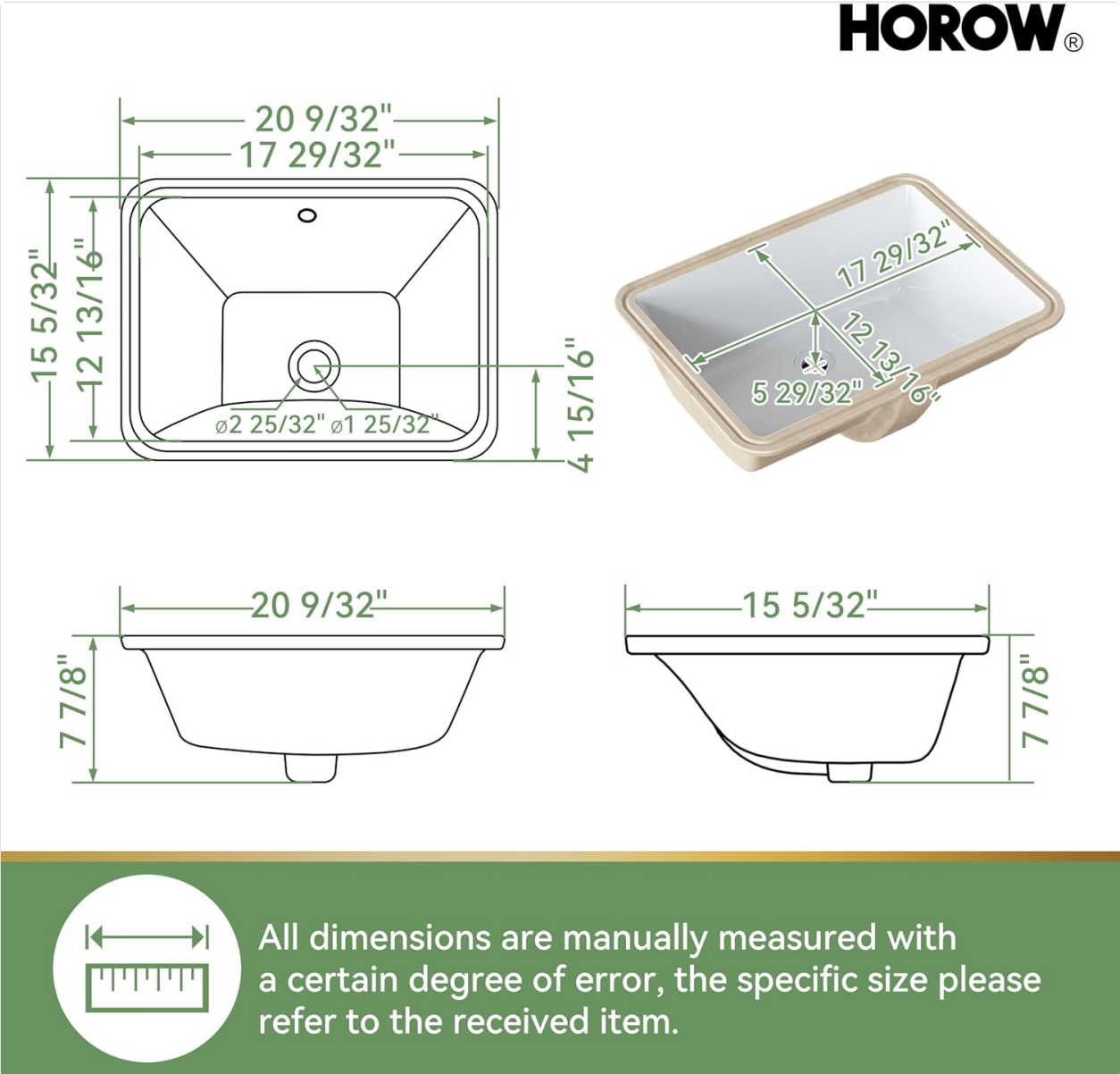


Figure 6: Detailed Dimensions of the Sink. All dimensions are manually measured with a certain degree of error; refer to the received item for specific size.

INSTALLATION

This undermount sink is designed for installation beneath your countertop. Professional installation is recommended. Ensure you have the necessary tools and materials, including a screwdriver, silicone sealant, and a compatible 1 3/4" pop-up drain (not included).

General Installation Steps:

- 1. Prepare Countertop:** Ensure the countertop opening is correctly sized for the sink.
- 2. Clean Surfaces:** Thoroughly clean the underside of the countertop and the rim of the sink where sealant will be applied.

3. **Apply Sealant:** Apply a continuous bead of silicone sealant around the top edge of the sink rim.
4. **Position Sink:** Carefully lift the sink and align it with the countertop opening from below. Press firmly to ensure good adhesion.
5. **Secure with Clips:** Attach and tighten the mounting clips (if included) to secure the sink to the countertop. Do not overtighten.
6. **Install Drain:** Install your chosen pop-up drain assembly according to its manufacturer's instructions.
7. **Connect Plumbing:** Connect the drain to your plumbing system.
8. **Cure Time:** Allow the sealant to cure completely before using the sink, as per the sealant manufacturer's recommendations.

Your browser does not support the video tag.

Video 1: A customer review showcasing the HOROW undermount sink, highlighting its features and suitability for bathroom renovations. This video provides a visual overview of the sink's size and depth.




Figure 7: Package Contents - Sink included, drain and faucet sold separately.

## CARE AND MAINTENANCE

To maintain the pristine condition of your HOROW ceramic sink, follow these care instructions:

- **Regular Cleaning:** Wipe with a dry cloth after each use to prevent water spots and mineral buildup.
- **Gentle Cleaners:** Use mild soap and water for routine cleaning. Avoid abrasive cleaners, scouring pads, or harsh chemicals that can damage the glazed surface.
- **Stain Removal:** For stubborn stains, a non-abrasive ceramic cleaner can be used. Always test in an inconspicuous area first.
- **Avoid Impact:** Do not drop heavy or sharp objects into the sink, as this can chip or crack the ceramic.
- **Heat Protection:** Avoid placing extremely hot items directly into the sink without protection.

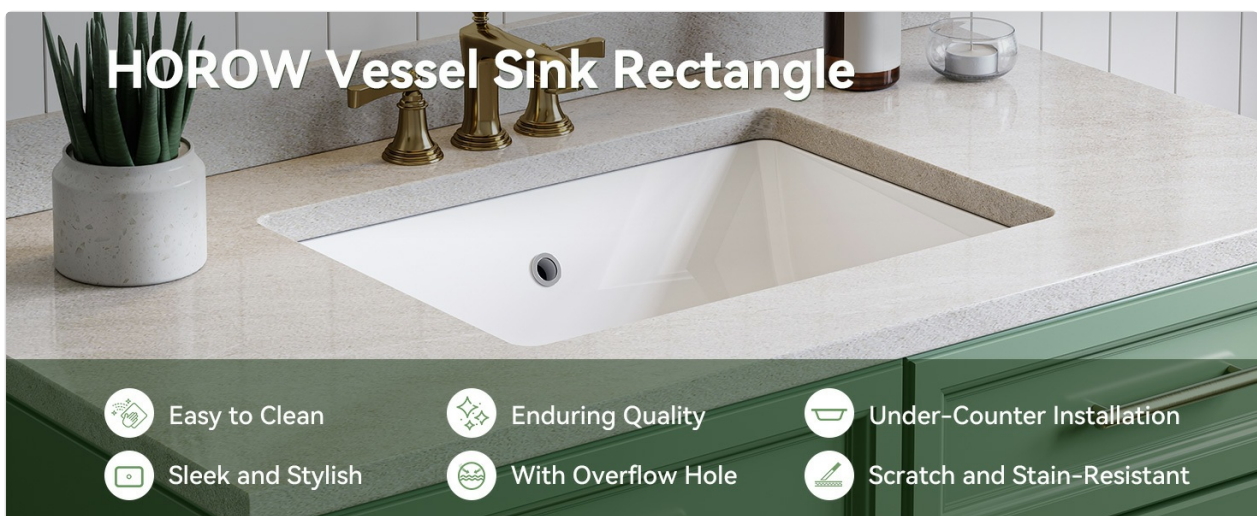




## Easy to Clean

The under-counter installation allows water on the countertop to flow directly into the sink, reducing the clean task.

Figure 8: Easy to Clean Surface.



## HOROW Vessel Sink Rectangle



Easy to Clean



Enduring Quality



Under-Counter Installation



Sleek and Stylish



With Overflow Hole



Scratch and Stain-Resistant

Figure 9: HOROW Sink's Resistance to Yellowing and Stains.

## TROUBLESHOOTING



If you encounter any issues with your HOROW undermount sink, consider the following common solutions:

- **Slow Drainage:** Check the drain for blockages. Remove and clean the pop-up drain assembly. If the issue persists, inspect the P-trap for clogs.
- **Leaks Around Drain:** Ensure the drain assembly is properly sealed and tightened. Reapply plumber's putty or silicone sealant if necessary.
- **Water Spots/Stains:** Use a non-abrasive cleaner specifically designed for ceramic surfaces. Regular wiping after use can prevent buildup.
- **Sink Movement:** If the sink feels loose, check and tighten the mounting clips underneath the countertop. If clips are damaged, replace them.

For persistent problems or issues not covered here, please contact HOROW customer service.

## WARRANTY AND SUPPORT

HOROW stands behind the quality and durability of its products. Your bathroom sink comes with a **12-month warranty** and **lifetime after-sales service**.

If you encounter any issues or require assistance, please feel free to contact HOROW customer service. We aim to reply within 24 hours.

For further support, visit the official HOROW store: [HOROW Store on Amazon](#)