

Tecno CAMON 30 5G

Tecno CAMON 30 5G User Manual

Model: CL7 512+12

INTRODUCTION

This manual provides essential information for setting up, operating, maintaining, and troubleshooting your Tecno CAMON 30 5G smartphone. Please read this manual carefully to ensure proper use and to maximize the device's capabilities.

1. SETUP

1.1 Unboxing and Initial Inspection

Upon opening the package, verify that all components are present and undamaged. The standard package contents include:

- Tecno CAMON 30 5G Smartphone
- 70W Flash Charger
- USB Cable
- SIM Tray Ejector
- Protective Case (may vary by region)
- Quick Start Guide
- Warranty Card



Figure 1.1: Tecno CAMON 30 5G smartphone, showcasing its front display and rear camera module.

1.2 Inserting the SIM Card

To ensure network connectivity, insert your Nano-SIM card(s) into the device. The Tecno CAMON 30 5G supports dual SIM functionality.

1. Locate the SIM card tray on the side of the device.
2. Insert the provided SIM tray ejector tool into the small hole next to the tray and press gently until the tray pops out.
3. Carefully pull out the SIM tray.
4. Place your Nano-SIM card(s) into the designated slots on the tray, ensuring the gold contacts face downwards and the cut corner aligns correctly.
5. Gently push the SIM tray back into the device until it clicks into place.



Figure 1.2: The SIM tray ejector tool, used for accessing the SIM card slot.

1.3 Charging the Device

Before first use, it is recommended to fully charge your device. The Tecno CAMON 30 5G supports 70W Flash Charging.

1. Connect the USB cable to the 70W Flash Charger.
2. Plug the charger into a power outlet.
3. Connect the other end of the USB cable to the USB-C port at the bottom of your phone.
4. The charging indicator will appear on the screen. A full charge from 0-50% can be achieved in approximately 19 minutes.



Figure 1.3: The bottom of the Tecno CAMON 30 5G, featuring the USB-C port for charging and data transfer.

1.4 Powering On and Initial Setup

Press and hold the Power button (located on the right side of the device) until the Tecno logo appears. Follow the on-screen instructions to complete the initial setup, which includes selecting your language, connecting to Wi-Fi, and setting up your Google account.

2. OPERATING THE DEVICE

2.1 Basic Navigation

The Tecno CAMON 30 5G operates on Android 14 with HiOS. Navigation is primarily touch-based:

- **Tap:** Select an item or open an application.
- **Swipe:** Scroll through screens, lists, or content.
- **Pinch-to-zoom:** Enlarge or reduce content on the screen.
- **Long press:** Access contextual menus or move icons.



Figure 2.1: The Tecno CAMON 30 5G's vibrant LTPS AMOLED display.

2.2 Display Features

The device features a 6.78-inch FHD+ LTPS AMOLED Dot-in display with a resolution of 1080 x 2436 pixels. Key display features include:

- **1300 nits Peak Brightness:** Ensures clear visibility even in bright outdoor conditions.
- **120Hz Adaptive Refresh Rate:** Automatically adjusts between 120Hz, 90Hz, and 60Hz for smooth scrolling and power efficiency.
- **2160Hz High-Frequency PWM Dimming:** Reduces screen flicker for improved eye comfort.
- **TÜV Rheinland Low Blue Light Emission Certified:** Protects your eyes from harmful blue light.
- **Wet Hand Touch Technology:** Allows for smooth navigation even with wet hands.

2.3 Camera System

The Tecno CAMON 30 5G is equipped with an advanced camera system for high-quality photography and videography.

- **Rear Camera:** 100MP OIS (Optical Image Stabilization) main sensor with a 2MP Depth Sensor. Features include Ultra Steady videos (OIS + EIS), 10X Zoom, Twinkle Portrait Filter, Super Night Photography Mode, Sky Shop, and

Slow Motion Videos.

- **Front Camera:** 50MP Auto Focus Selfie camera with Dual Color Temperature Front Flash. Supports DSLR-level portrait system and Video HDR.
- **AIGC Portrait (OTA):** AI Generative Content for enhanced portrait photography.



Figure 2.2: The distinctive rear camera module of the Tecno CAMON 30 5G.

2.4 Performance and Storage

Powered by the MediaTek Dimensity 7020 chipset with a 6nm processor, the device offers robust performance for gaming and multitasking.

- **Processor:** MediaTek Dimensity 7020 (6nm) for Ultra 5G Performance.
- **RAM:** Up to 24GB* (12GB physical + 12GB Memory Fusion) LPDDR4x RAM.
- **Internal Storage:** 512GB UFS 3.1 Storage.

2.5 Audio and Smart Features

- **Dolby Atmos:** Provides immersive audio experience.
- **Ella with ChatGPT:** Integrated AI assistant for various tasks.

- **AI Eraser (OTA):** Allows for intelligent object removal from photos.
- **Infrared Remote Control:** Supports control of up to 15 types of home appliances.
- **Dynamic Pet AOD:** Customizable Always-On Display with dynamic pet animations.

3. MAINTENANCE

3.1 Cleaning Your Device

To maintain the appearance and functionality of your device:

- Use a soft, lint-free cloth to wipe the screen and body.
- Avoid using harsh chemicals, abrasive cleaners, or compressed air.
- Keep ports free of dust and debris.

3.2 Software Updates

Regularly check for and install software updates to ensure optimal performance, security, and access to new features. Go to *Settings > System > System update* to check for updates.

3.3 Battery Care

The device is equipped with a 5000mAh battery. To prolong battery life:

- Avoid extreme temperatures.
- Use only the official Tecno charger and cable.
- Avoid completely draining the battery frequently.

3.4 Storage Management

Regularly manage your device's storage to ensure smooth operation. Delete unnecessary files, clear app caches, and uninstall unused applications. You can check storage usage in *Settings > Storage*.

4. TROUBLESHOOTING

This section addresses common issues you might encounter with your Tecno CAMON 30 5G.

4.1 Device Not Turning On

- Ensure the battery is charged. Connect the charger and wait a few minutes before attempting to power on.
- Press and hold the Power button for at least 10-15 seconds to force a restart.

4.2 Charging Issues

- Verify that the charger and USB cable are securely connected to both the phone and the power outlet.
- Try using a different power outlet.
- Inspect the charging port for any debris or damage.

4.3 Network Connectivity Problems

- Check if Airplane Mode is enabled (swipe down from the top of the screen to access Quick Settings).
- Ensure your SIM card is properly inserted.
- Restart the device.
- Go to *Settings > Network & internet > Mobile network* and ensure mobile data is enabled.

4.4 Apps Crashing or Freezing

- Close the problematic app and reopen it.
- Clear the app's cache (*Settings > Apps > [App Name] > Storage & cache > Clear cache*).
- Ensure the app is updated to its latest version.
- If the issue persists, consider uninstalling and reinstalling the app.

4.5 Factory Reset

If you experience persistent software issues, a factory reset may resolve them. **Warning:** This will erase all data on your phone. Back up important data before proceeding.

1. Go to *Settings > System > Reset options*.
2. Select *Erase all data (factory reset)*.
3. Confirm your decision and enter your PIN/pattern/password if prompted.

5. SPECIFICATIONS

Below are the detailed technical specifications for the Tecno CAMON 30 5G (Model: CL7 512+12).

Feature	Specification
Operating System	Android 14 (HiOS)
Processor	MediaTek Dimensity 7020 (6nm)
RAM	12GB (expandable up to 24GB with Memory Fusion)
Internal Storage	512GB UFS 3.1
Display	6.78" FHD+ LTPS AMOLED Dot-in Display, 1080 x 2436 resolution, 120Hz Adaptive Refresh Rate, 1300 nits Peak Brightness, 2160Hz PWM Dimming
Rear Camera	100MP OIS Main Camera + 2MP Depth Sensor
Front Camera	50MP Auto Focus Selfie Camera
Battery	5000mAh
Charging	70W Flash Charging, 10W Reverse Charging
Dimensions	16.54 x 0.76 x 0.78 cm
Weight	199 g
Connectivity	5G, Wi-Fi, Bluetooth, USB Type-C
Sensors	In-display Fingerprint Sensor, Accelerometer, Gyroscope, Proximity, Compass

Feature	Specification
What's in the Box	SIM Tray Ejector (other accessories like charger and cable are typically included but not explicitly listed in 'Whats in the box' field)

6. WARRANTY AND SUPPORT

6.1 Warranty Information

Your Tecno CAMON 30 5G comes with a limited manufacturer's warranty. Please refer to the warranty card included in your product package for specific terms, conditions, and duration of coverage. Keep your proof of purchase for warranty claims.



6.2 Customer Support


For technical assistance, service, or any inquiries regarding your device, please contact Tecno customer support:

- **Toll-Free Number:** 18004190525
- **Email:** Service.india@carlcare.com
- **Manufacturer:** G mobiles, Ismartu India Private Limited, D-197 and 198, Sector 63, Noida, Gautam Buddha Nagar, Uttar Pradesh 201301, India.

Tecno provides a robust after-sales service network with over 1300 service centers across more than 1000 towns in India.

Related Documents - CAMON 30 5G

	<p>TECNO CAMON 30 5G User Manual</p> <p>User manual for the TECNO CAMON 30 5G smartphone, covering safety guidelines, device features, SIM card installation, charging, package contents, technical specifications, and SAR information.</p>
	<p>realme 14x 5G Quick Start Guide and Specifications</p> <p>A concise guide for the realme 14x 5G smartphone, covering device overview, setup instructions, technical specifications, and essential safety and regulatory information. Features include a 120Hz AMOLED display, Dimensity 6300 5G chipset, 50MP camera, and 5000mAh battery with 33W SuperVOOC charging.</p>

<p>TECNO</p> <p>TECNO CAMON 30 Руководство по использованию</p> <p>ERIC</p>	<p>TECNO CAMON 30 User Manual: Safety, Setup, and Specifications</p> <p>Comprehensive user manual for the TECNO CAMON 30 smartphone, covering safety guidelines, SIM/SD card installation, charging, specifications, and regulatory compliance.</p>
	<p>OPPO Reno5 Z CPH2211 Datasheet: Features, Specifications, and Performance</p> <p>Comprehensive datasheet for the OPPO Reno5 Z CPH2211 smartphone, detailing its 5G capabilities, Octa-Core 5G SoC, 30W VOOC Flash Charge, Ultra Night Video Quad Camera, Super AMOLED display, and ColorOS 11 features.</p>
<p>TECNO</p> <p>CAMON 12 РУКОВОДСТВО ПОЛЬЗОВАТЕЛЯ</p> <p>ERIC</p>	<p>TECNO CAMON 12 User Manual</p> <p>User manual for the TECNO CAMON 12 smartphone, detailing its features, specifications, usage guidelines, and warranty information.</p>
<p>TECNO</p> <p>CAMON 15 User Manual</p>	<p>TECNO CAMON 15 User Manual</p> <p>User manual for the TECNO CAMON 15 mobile phone, model CD7. Includes information on phone features, SIM/SD card installation, and charging.</p>



[TECNO CAMON 30 5G User Manual](#)

User manual for the TECNO CAMON 30 5G smartphone, covering safety guidelines, device features, SIM card installation, charging, package contents, technical specifications, and SAR information.

lang:nl **score:42** filesize: 422.39 K page_count: 13 document date: 2024-02-27



[\[pdf\] SAR Rating](#)

Sanjeev daishengsheng Скачать инструкциюСмартфон Tecno CAMON 30 5G 8 256GB Uyuni Salt White в Алматы цены купить интернет магазине Sulpak отзывы описаниеfile 77 6027 c3V5STobject pscloud io cms Uploads file c3V5ST инструкциюСкачать описаниеСмартфон Basaltic Dark c3V5STfile 6028 zLpW8bobject zLpW8b zLpW8bfile инструкциюTECNO 5GСмартфон 6026 iiWoGJfile iiWoGJobject ||| ||| TECNO CAMON 30 5G TECNO CL7 TECNO CAMON 30 5G , . / . TECNO . . . Hands-Free . USB 2.0 . : -10C- 55C ; 0C- 40C . , . 1 . , . , . 5 , - / , . . 2 . , : . . , . 5C- 45C; 80 25C. . 3 1. 2. 3. 4. - 5. 6. NFC 4 SIM- 1. ||| TECNO CAMON 30 5G TECNO CL7 TECNO CAMON 30 5G , . / . TECNO . . . Hands-Free . USB 2.0 . : -10C- 55C ; 0C- 40C . , . 1 . , . , . 5 , - / , . . 2 . , : . . , . 5C- 45C; 80 25C. . 3 1. 2. 3. 4. - 5. 6. NFC 4 SIM- 1. TECNO **CAMON 30 5G** TECNO CL7 TECNO **CAMON 30 5G** , . / . TECNO . . . Hands-Free . USB 2.0 . : -10C- 55C ; 0C- 40C . , . 1 . , . , . 5 , - /

lang:nl **score:40** filesize: 424.77 K page_count: 13 document date: 2024-05-06



[TECNO CAMON 30 5G User Manual](#)

User manual for the TECNO CAMON 30 5G smartphone, covering setup, features, and FCC compliance information.

lang:en score:31 filesize: 1.45 M page_count: 9 document date: 2024-03-20

[TECNO Camon 30 Series: What's New in the Last Two Weeks](#)

Explore the latest features and specifications of the TECNO Camon 30 series, including the Camon 30 Premier 5G and Camon 30 5G. Discover design, camera capabilities, performance, and unique functions like IR-remote and AIGC Portrait.

lang:i-klngon score:28 filesize: 998.68 K page_count: 22 document date: 2024-05-27



[pdf]

MV Хит продаж М Видео Пылесос ручной handstick Tefal X Force Flex 9 60 Animal TY2079WO Фен щетка Rowenta Brush Activ Premium Care CF9540F0 КОД 20038516 PK MVideo 230724 static mvideo ru media Promotions Promo Page 2024 July vsem skidki i bonusy ban |||

20070162 Candy CCRN 6200W 10031522 Haier 50 Smart TV AX Pro No Frost 200 43 999 37 999 ... ediaTek Dimensity 6080 5G 6.8 AMOLED 120 6000 29 999 27 999 2 000 400310317 Tecno **CAMON 30 5G** 8/256GB Basaltic Dark MediaTek Dimensity 7020 6 50 OIS 6.8 AMOLED FHD ...

lang:tl score:16 filesize: 2.88 M page_count: 18 document date: 2024-07-19