

Tecno CL7K

Tecno CAMON 30 5G User Manual

Model: CL7K

1. INTRODUCTION

Welcome to the user manual for your new Tecno CAMON 30 5G smartphone. This guide provides detailed instructions on how to set up, operate, and maintain your device, ensuring you get the most out of its advanced features. Please read this manual thoroughly before using your phone.

2. PRODUCT OVERVIEW

Familiarize yourself with the physical components of your Tecno CAMON 30 5G.



Front and back view of the Tecno CAMON 30 5G smartphone, showcasing its sleek design and camera module.

2.1. Device Components

- **Front Camera:** Located at the top of the display, used for selfies and video calls.
- **Display:** 6.78-inch LTPS AMOLED screen for vibrant visuals.
- **Power Button:** On the side, used to power on/off or wake/sleep the device.
- **Volume Buttons:** On the side, used to adjust media and call volume.
- **Rear Camera Module:** Houses the 100MP OIS main camera and other sensors.
- **USB-C Port:** At the bottom, for charging and data transfer.
- **Speaker Grille:** For audio output.
- **SIM Tray:** For inserting SIM cards.



Side view of the Tecno CAMON 30 5G, highlighting the power and volume buttons.



Bottom view of the Tecno CAMON 30 5G, showing the USB-C port and speaker grille.

3. SETUP

3.1. Inserting SIM Card

1. Locate the SIM tray on the side of your device.
2. Insert the provided SIM tray ejector tool into the small hole next to the tray.
3. Gently push until the tray pops out.
4. Place your Nano-SIM card(s) into the tray with the gold contacts facing down.
5. Carefully reinsert the tray into the phone.

3.2. Initial Power On and Setup

1. Press and hold the Power button until the Tecno logo appears.

2. Follow the on-screen prompts to select your language, connect to Wi-Fi, and set up your Google account.
3. You will be guided through setting up security features like fingerprint recognition.

3.3. Charging the Battery

Your Tecno CAMON 30 5G comes with a 5000mAh battery and supports 33W Flash Charging.

- Connect the USB-C cable to the phone's charging port.
- Connect the other end of the cable to the 33W power adapter.
- Plug the power adapter into a wall outlet.
- A charging indicator will appear on the screen.



Illustration of the phone charging, highlighting the fast charging capability.

4. OPERATING INSTRUCTIONS

4.1. Basic Navigation

- **Touch:** Tap an icon to open an app or select an item.
- **Swipe:** Drag your finger across the screen to scroll or navigate between screens.
- **Pinch:** Use two fingers to zoom in or out on photos and web pages.

4.2. Power On/Off and Restart

- To **Power On:** Press and hold the Power button until the device vibrates and the logo appears.
- To **Power Off/Restart:** Press and hold the Power button until the power menu appears, then select 'Power off' or 'Restart'.

4.3. Fingerprint Sensor

The in-display fingerprint sensor provides secure and quick unlocking.

- During initial setup, you will be prompted to register your fingerprint.
- To unlock, place your registered finger on the designated area of the screen.

Safe.

Sound. Secure.

**Privacy Protection
Based On Android 14**

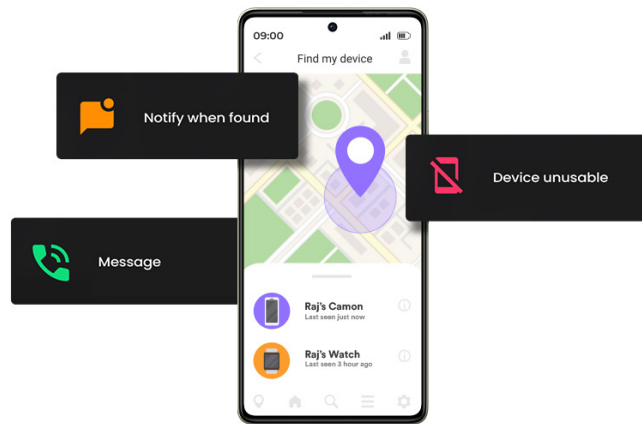
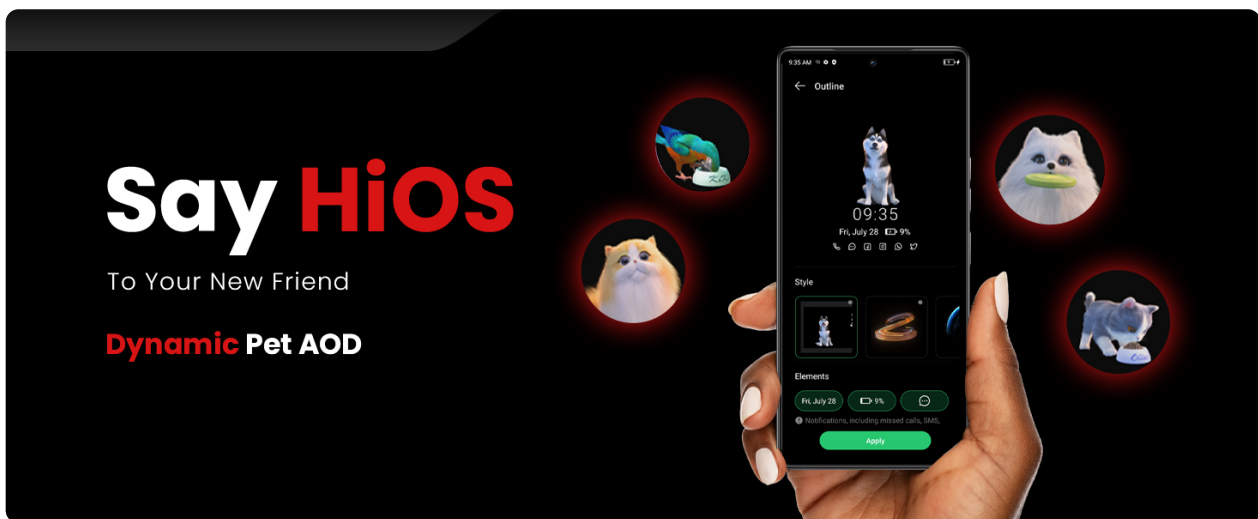


Illustration of using the in-display fingerprint sensor for quick and secure unlocking.

4.4. Wet Hand Touch Technology

The device features Wet Hand Touch Technology, allowing for smooth screen navigation even with wet hands.



Demonstration of the wet hand touch technology, showing the phone screen being navigated with wet hands.

5. CAMERA FEATURES

The Tecno CAMON 30 5G is equipped with advanced camera systems for exceptional photography and videography.

5.1. Rear Camera System

- **100MP OIS Main Camera:** Capture ultra-clear images with Optical Image Stabilization.
- **2MP Depth Sensor:** Enhances portrait mode with accurate depth information.
- **OIS + EIS Ultra Steady Videos:** Record smooth and stable videos even in motion.
- **Super Night Photography Mode:** Optimized for low-light conditions to produce bright and clear night shots.
- **Sky Shop:** AI-powered feature to enhance sky in photos.

- **Slow Motion Videos:** Capture dynamic moments in slow motion.

Redefine Clarity

100MP OIS

Ultra Clear Mode*




*This feature realizes 100MP effect by software algorithm.

Image demonstrating the clarity of the 100MP OIS Ultra Clear Mode, showing a detailed landscape.

Capture Life in Motion

OIS Ultra Steady

Images & Videos



Comparison image showing the difference between photos taken without OIS (blurry) and with OIS (clear and steady).

5.2. Front Camera System

- **50MP Auto Focus Selfie Camera:** Capture ultra-clear selfies with precise auto-focus.
- **Dual Color Temp Front Flash:** Provides balanced lighting for selfies in various conditions.
- **DSLR Level Portrait System:** Achieve professional-looking portraits with enhanced bokeh effects.
- **Video HDR:** Improves dynamic range in front camera videos.

Focus On What Matters

50MP AutoFocus

Eye Tracking Front Camera



Image showcasing the 50MP Auto Focus Eye Tracking Front Camera, with a person taking a clear selfie.

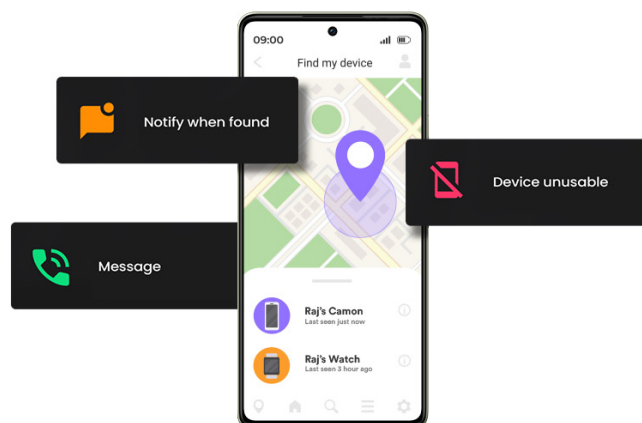
5.3. AI and Creative Features

- **AIGC Portrait (OTA):** AI Generative large models provide 480 styles for unique portraits.
- **Twinkle Portrait Filter:** Adds a sparkling effect to portraits.
- **Multi-Template Shooting:** Supports various templates for professional-looking vlogs and videos.

Safe.

Sound. Secure.

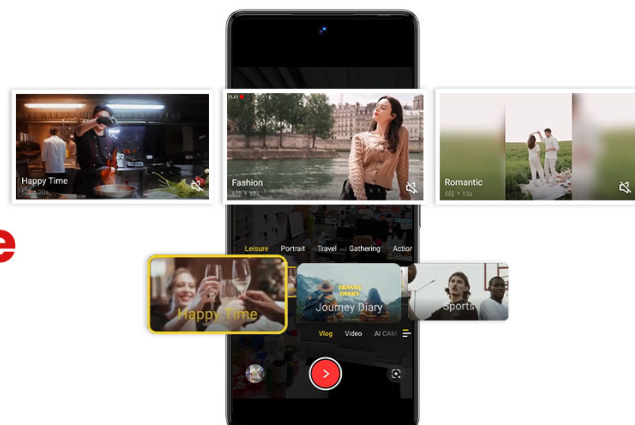
Privacy Protection
Based On Android 14



Examples of AIGC Portraits, demonstrating different artistic styles applied to images.

Vlog Like a Pro

Support Multi-Template Shooting



Screenshot of the Multi-Template Shooting interface, showing various templates for creating vlogs.

6. DISPLAY FEATURES

Experience stunning visuals on the Tecno CAMON 30 5G's advanced display.

- **6.78" FHD+ LTPS AMOLED Dot-in Display:** Offers vibrant colors and deep blacks with a resolution of 1080 x 2436.
- **1300 nits Peak Brightness:** Ensures excellent visibility even in direct sunlight.
- **120Hz Adaptive Refresh Rate:** Provides smooth scrolling and fluid gaming experience (adapts between 120Hz, 90Hz, 60Hz).
- **2160Hz High-Frequency PWM Dimming:** Reduces eye strain, especially in low light.
- **TÜV Rheinland Low Blue Light Emission Certified:** Protects your eyes from harmful blue light.
- **94% Screen-Body-Ratio:** Maximizes screen real estate for an immersive viewing experience.
- **1.07 Billion True Color Display:** Renders colors with exceptional accuracy and richness.

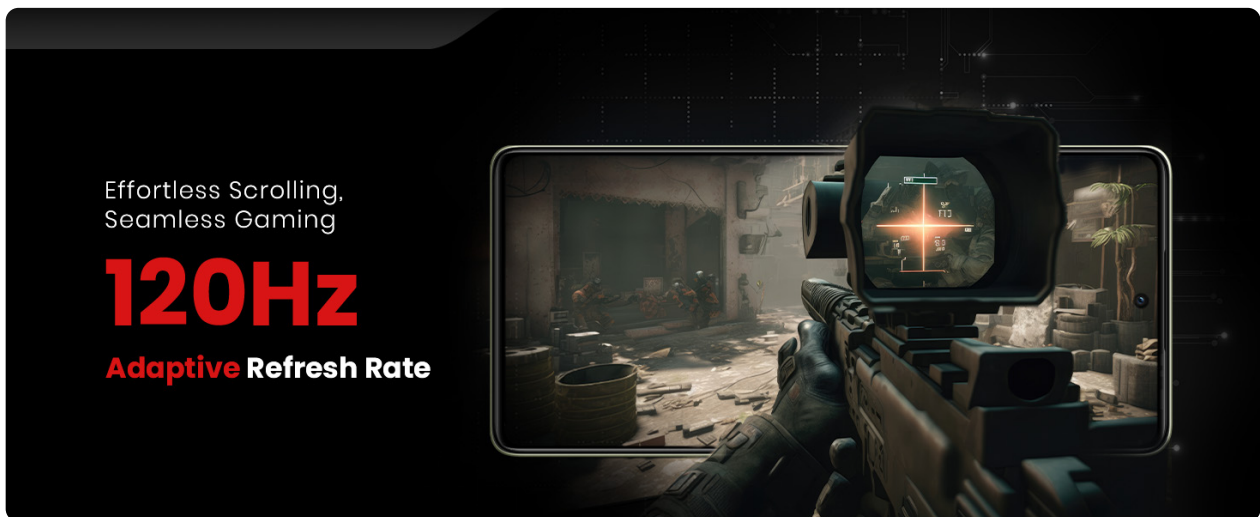



Image showcasing the vibrant 6.78-inch LTPS AMOLED display with colorful content.

Flicker-Free Freedom

2160Hz

**High Frequency
PWM Dimming**



Demonstration of the 120Hz Adaptive Refresh Rate, showing smooth gameplay on the screen.

Drip Free Control

Navigate Screens Smoothly, With Wet Hand Touch Technology



Visual representation of 2160Hz High-Frequency PWM Dimming, illustrating flicker-free viewing.

7. PERFORMANCE & BATTERY

The Tecno CAMON 30 5G delivers robust performance and long-lasting battery life.


- **MediaTek Dimensity 7020 Chipset:** A 6nm processor providing ultra 5G performance with an AnTuTu score up to 471K.
- **HyperEngine 5.0 Game Engine:** Optimizes gaming performance for a smooth experience.
- **Massive RAM and ROM:** Features 16GB* RAM (8GB physical + 8GB Memory Fusion) and 256GB ROM with UFS 3.1 storage.
- **5000mAh Battery:** Provides extended usage on a single charge.
- **33W Flash Charging:** Quickly recharges your device.
- **10W Reverse Charging:** Allows you to charge other devices using your phone.

Up To

70W

Faster Than The Fastest

0-50% Charge in 19mins



Close-up image of the MediaTek Dimensity 7020 5G chipset, emphasizing its hyper-fast performance.

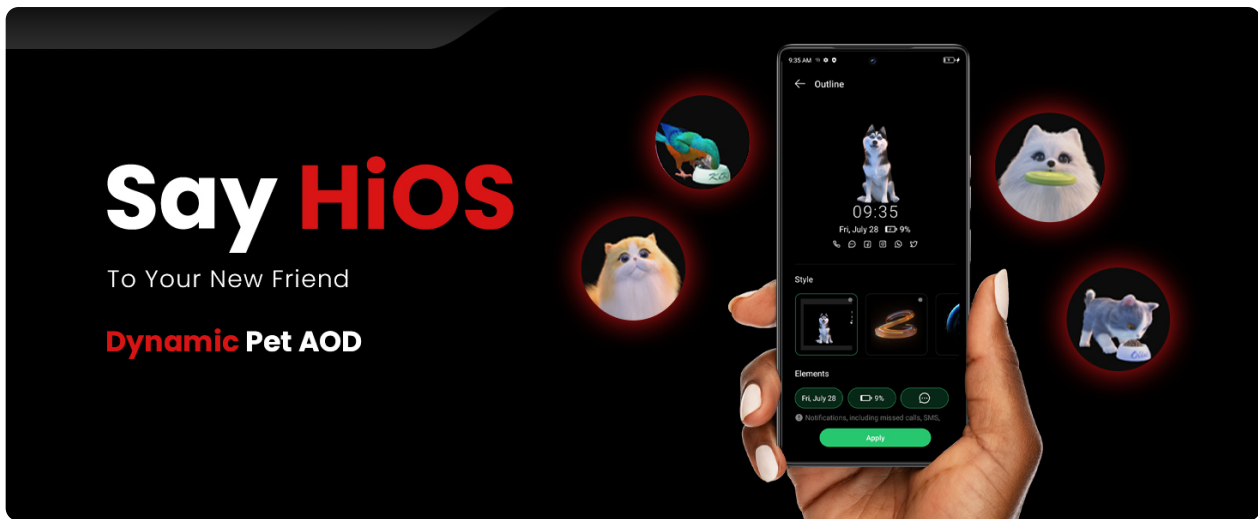


Diagram illustrating the phone's RAM and ROM configuration, showing 24GB RAM and 512GB ROM (for higher variant) and 8GB+8GB RAM and 256GB ROM (for this variant).

8. SOFTWARE FEATURES

The Tecno CAMON 30 5G runs on HiOS based on Android 14, offering a rich set of features.

- **HiOS Based on Android 14:** Provides a smooth and intuitive user experience with advanced features.
- **Ella with ChatGPT:** An integrated AI assistant for various tasks.
- **AI Eraser (OTA):** Allows you to remove unwanted objects from your photos.
- **Dynamic Pet AOD:** Customize your Always-On Display with dynamic pet animations.
- **Privacy Protection:** Enhanced security features based on Android 14 to keep your data safe.
- **Dolby Atmos:** Delivers immersive audio experience with rich, clear sound.
- **Infrared Control:** Use your phone as a universal remote to control up to 15 types of home appliances.

ONE STOP SOLUTION FOR ALL AFTER SALES NEEDS

Reliable, Scalable, Flexible

2nd Largest Service
Network in India

1300+ Service
Centres

1000+ Towns

100 Million+ Happy
Customers Globally

Tech-Led, Multi-Channel
CRM Support

Screenshot showing the Dynamic Pet AOD feature with various animated pet options.

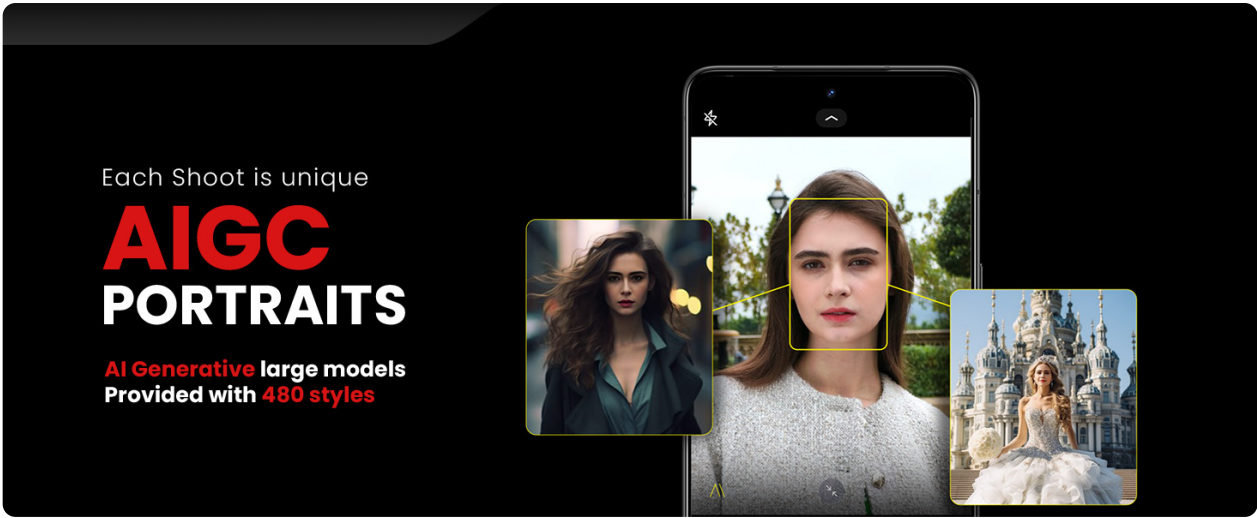
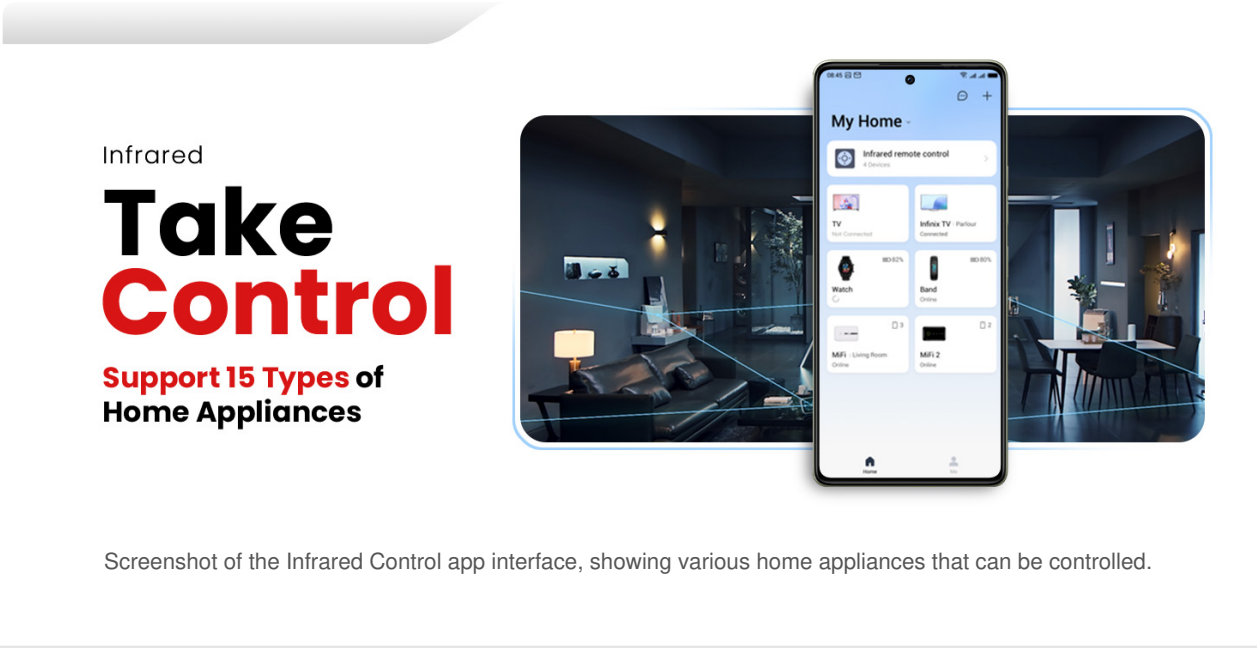


Illustration of privacy protection features, including 'Find my device' and secure messaging.



Image depicting the Dolby Atmos audio experience, with a DJ and sound waves.



Screenshot of the Infrared Control app interface, showing various home appliances that can be controlled.

9.1. General Care

- Avoid exposing your phone to extreme temperatures, direct sunlight, or excessive moisture.
- Do not drop or subject the phone to strong impacts.
- Use only original or certified accessories for charging and connectivity.

9.2. Cleaning

- Wipe the screen and body with a soft, lint-free cloth.
- For stubborn smudges, slightly dampen the cloth with water or a screen cleaner.
- Avoid using harsh chemicals or abrasive materials.

9.3. Software Updates

Tecno provides regular software updates to improve performance, add new features, and enhance security. Your device is guaranteed 2 years of OS upgrades and 2 years of security updates.

- To check for updates, go to **Settings > System > System update**
- Ensure your phone is connected to Wi-Fi and has sufficient battery before starting an update.

10. TROUBLESHOOTING

This section addresses common issues you might encounter with your Tecno CAMON 30 5G.

10.1. Phone Not Turning On

- Ensure the battery is charged. Connect the phone to the charger and wait a few minutes before attempting to power on.
- Press and hold the Power button for at least 10-15 seconds to force a restart.

10.2. Charging Issues

- Check if the charging cable and adapter are securely connected.
- Try using a different charging cable and adapter to rule out faulty accessories.
- Ensure the charging port is clean and free of debris.

10.3. Camera Not Working

- Restart the phone.
- Clear the cache and data of the Camera app (Settings > Apps > Camera > Storage > Clear cache/data).
- Ensure no other app is currently using the camera in the background.

10.4. Performance Lag

- Close unnecessary background applications.
- Clear cached data from apps regularly.
- Ensure sufficient storage space is available.
- Consider performing a factory reset as a last resort **Note:** This will erase all data on your phone. Back up

important data before proceeding).

11. SPECIFICATIONS

Feature	Specification
Model Number	CL7K
Operating System	Android 14 (HiOS)
RAM	8GB (+8GB Memory Fusion)
Internal Storage	256GB (UFS 3.1)
Display	6.78" FHD+ LTPS AMOLED, 1080 x 2436, 120Hz Adaptive Refresh Rate, 1300 nits Peak Brightness
Processor	MediaTek Dimensity 7020 (6nm)
Rear Camera	100MP OIS Main Camera, 2MP Depth Sensor
Front Camera	50MP Auto Focus Selfie Camera
Battery	5000mAh
Charging	33W Flash Charging, 10W Reverse Charging
Dimensions	5.9 x 9.6 x 19.5 cm
Weight	500 g
Connectivity	5G, USB, Cellular, GLONASS GPS
Audio	Dolby Atmos, Wired Audio Jack
Special Features	Front Camera, Infrared Control, Wet Hand Touch Technology
What's in the box	SIM Tray Ejector

12. WARRANTY & SUPPORT

Tecno is committed to providing excellent customer service and support for your device.

12.1. Software Updates Policy

Your Tecno CAMON 30 5G is eligible for 2 years of OS upgrades and 2 years of security updates from the date of release.

12.2. Contact Information

For any assistance, please contact Tecno customer support:

- **Toll Free No.:** 18004190525
- **Email:** Service.india@carlcare.com

12.3. Service Network

Tecno has a vast service network with over 1300 service centers across more than 1000 towns in India, ensuring reliable and accessible support.

More speed

more storage

Get Used To Do More

Variant 1:
12GB + 12GB
512 GB

Variant 2:
8GB + 8GB
256 GB

Illustration of Tecno's extensive service network across India, highlighting service centers and customer support.