

COLORROOM K10

COLORROOM K10 Android 14 Kids Tablet User Manual

Model: K10

1. INTRODUCTION

Welcome to the COLORROOM K10 Android 14 Kids Tablet user manual. This guide provides essential information for setting up, operating, maintaining, and troubleshooting your new tablet. The COLORROOM K10 is designed with an Octa-core CPU, 10GB RAM, 64GB ROM, and runs on a stable Android 14 system, offering a secure and engaging experience for children with features like Google Kids Space and robust parental controls.



Image: The COLORROOM K10 Android 14 Kids Tablet, featuring a 10-inch display, shown in a pink protective case. The screen displays a cat image with text indicating Widevine L1, Dual WiFi6, 10GB RAM, 64GB storage, and Android 14.

2. WHAT'S IN THE BOX

Please check the package contents to ensure all items are present:

- COLORROOM K10 Android 14 Tablet
- USB Cable
- USB Manual (this document)
- EVA Shock-proof Case

3. INITIAL SETUP

3.1 Charging the Tablet

Before initial use, fully charge the tablet for at least 3 hours using a 15W or 18W wall charger. This ensures

optimal battery performance.

3.2 Powering On/Off

- **To Power On:** Press and hold the Power button located on the side of the tablet until the COLORROOM logo appears.
- **To Power Off:** Press and hold the Power button until the power options appear on the screen. Select 'Power off'.

3.3 Initial Configuration

Upon first power-on, follow the on-screen prompts to:

- Select your preferred language.
- Connect to a Wi-Fi network.
- Sign in with your Google Account or create a new one.

3.4 Google Kids Space and Parental Controls

The tablet comes pre-installed with Google Kids Space, offering a curated selection of educator-approved apps and content for children aged 3 and above. Parental controls allow you to manage your child's digital experience.

- **Setting up Kids Space:** Follow the on-screen instructions within the Google Kids Space app to create a profile for your child.
- **Parental Control Features:** Access parental settings to filter content, set daily time limits, establish educational goals, and manage app access.



Image: Screenshot of the Google Kids Space interface, showing categories like 'Watch', 'Play', 'Make', and 'Read' with various child-friendly app icons. This illustrates the content available within Kids Space.

Parental Control & Kids Mode



Content Filter



Lock/Unlock Device



Set Screen Time



Add/Block APP



Multiple Kids Account



Locate the Location



Image: A family setting up parental controls on a smartphone, with icons representing 'Setting Account', 'Time Limit', 'Child Lock', and 'Content Filter'. This demonstrates the ease of managing tablet usage.

4. OPERATING THE TABLET

4.1 Basic Navigation

The tablet features a responsive HD touchscreen display. Use standard touch gestures:

- **Tap:** To select an item or open an app.
- **Swipe:** To scroll through pages or lists.
- **Pinch:** To zoom in or out.

4.2 Connectivity

- **Wi-Fi:** The tablet supports 802.11ac, 802.11ax, 802.11b, 802.11g, and 802.11n wireless standards, including 2.4G/5G dual-band Wi-Fi. To connect, go to Settings > Network & internet > Wi-Fi, then select your network and enter the password.
- **Bluetooth:** Equipped with Bluetooth 5.3 for connecting wireless accessories like headphones or speakers. Enable Bluetooth in Settings > Connected devices > Connection preferences > Bluetooth.

Android 14

10(4+6)GB RAM+64GB ROM



WIFI 2.4G/5G



Bluetooth 5.3

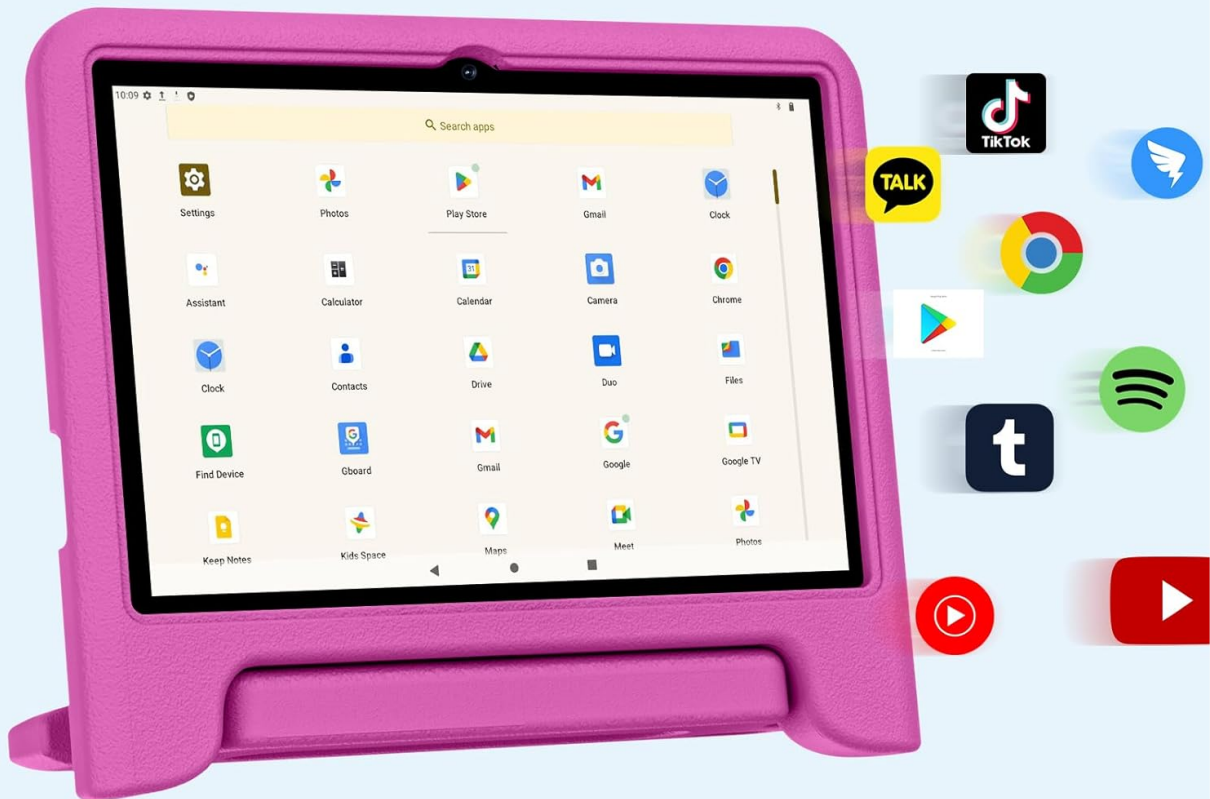


Image: The tablet's home screen displaying various app icons and indicators for Android 14, 10GB RAM, 64GB ROM, WiFi 2.4G/5G, and Bluetooth 5.3 connectivity.

4.3 Storage Management

The tablet comes with 64GB of internal storage. This can be expanded up to 1TB using a MicroSD card (sold separately). To manage storage, go to Settings > Storage.

4.4 Battery Life

The 6000mAh battery provides extended usage times:

- Up to 8 hours of video playback.
- Up to 6 hours of gaming.
- Up to 10 hours of web browsing.
- Up to 72 hours of standby time.

6000mAh Long Battery Life

8H

video

6H

game

10H

web

72H

standby



Image: A child happily using the tablet on a couch, with graphics indicating 8 hours of video, 6 hours of game, 10 hours of web, and 72 hours of standby from the 6000mAh battery.

4.5 Eye Protection Screen

The 10.1-inch HD 1280x800 display features automatic brightness adjustment and an anti-blue light design to help protect eyesight during prolonged use.

4.6 Audio

Dual stereo speakers provide clear and loud audio for an enhanced audiovisual experience, whether watching videos or listening to music.

5. MAINTENANCE

5.1 Cleaning

To clean the tablet screen, use a soft, lint-free cloth. For stubborn smudges, slightly dampen the cloth with water or a screen-safe cleaner. Avoid harsh chemicals or abrasive materials. The EVA shock-proof case can be wiped clean with a damp cloth.

5.2 Software Updates

Periodically check for system updates to ensure your tablet has the latest features and security patches. Go to Settings > System > System update.

5.3 General Care

- Avoid exposing the tablet to extreme temperatures, direct sunlight, or moisture.
- Use only the provided or approved charging accessories.
- Keep the tablet away from strong magnetic fields.

6. TROUBLESHOOTING

6.1 Tablet Not Powering On

- Ensure the tablet is sufficiently charged. Connect it to a power source and wait a few minutes before attempting to power on again.
- Press and hold the Power button for at least 10-15 seconds to perform a forced restart.

6.2 Wi-Fi Connection Issues

- Check if Wi-Fi is enabled in Settings.
- Restart your Wi-Fi router.
- Forget the network in tablet settings and reconnect.
- Ensure you are within range of the Wi-Fi signal.

6.3 Slow Performance

- Close unnecessary background applications.
- Clear cache for frequently used apps (Settings > Apps > [App Name] > Storage & cache > Clear cache).
- Ensure sufficient storage space is available. Consider moving files to a MicroSD card or deleting unused apps.
- Restart the tablet.

6.4 Screen Unresponsive

- Restart the tablet by holding the Power button.
- Ensure the screen is clean and free of debris or moisture.

7. SPECIFICATIONS

Feature	Specification
Brand	COLORROOM
Model Number	K10
Operating System	Android 14 Tablet
Screen Size	10.1 Inches

Feature	Specification
Screen Resolution	1280 x 800 Pixels
Processor	Octa-core, 2 GHz (Unisoc)
RAM	10GB (4GB+6GB)
Internal Storage	64 GB
Expandable Storage	Up to 1TB with MicroSD card (sold separately)
Wireless Type	802.11ac, 802.11ax, 802.11b, 802.11g, 802.11n (Dual WiFi 2.4G/5G)
Bluetooth	Bluetooth 5.3
Battery Capacity	6000mAh
Average Battery Life	8-12 Hours
Rear Webcam Resolution	5 MP
Item Weight	8.8 ounces
Product Dimensions	3.98 x 6.5 x 0.28 inches






8. WARRANTY INFORMATION

For information regarding the product warranty, please refer to the warranty card included with your purchase or visit the official COLORROOM website. Keep your proof of purchase for warranty claims.

9. CUSTOMER SUPPORT

If you encounter any issues not covered in this manual or require further assistance, please contact COLORROOM customer support. You can find contact information on the official COLORROOM website or through your retailer.

For additional resources and product information, visit the [COLORROOM Store on Amazon](#).

 <p>K10 USER MANUAL</p> <p><small>Please read this manual thoroughly before using and keep it for future reference.</small></p>	<p>K10 Tablet User Manual - Android 13</p> <p>Comprehensive user manual for the K10 Android 13 tablet, covering specifications, functions, settings, app management, multimedia, troubleshooting, and regulatory compliance.</p>
<p>English</p> <p>FUNCTIONS/DESCRIPTION: MODE Ultrasonic Button: When you press the function button, it will emit an ultrasonic wave that can only be heard by dogs. When Redoxx is working and emitting ultrasonic waves, a green light will light up. This device will not regularly emit ultrasonic waves and is safe to use. This device is equipped with two effective ultrasonic modes. However, if you use our mode continuously, your dog may get used to them. For this reason, we do not recommend continuous use. We can switch from one to the other and continuous use will not cause any harm to the dog. The sound waves will have a frequency of 22.5KHz.</p>	<p>K10 Ultrasonic Dog Training Device - Functions and Modes</p> <p>Learn about the K10 ultrasonic dog training device, its ultrasonic button operation, safety features, and the two distinct sound modes (stable and undulating) for effective dog deterrence and training.</p>
 <p>K10 USER MANUAL</p> <p><small>Please read this manual thoroughly before using and keep it for future reference.</small></p>	<p>K10 Tablet User Manual - Android 13</p> <p>Comprehensive user manual for the K10 Android 13 tablet, covering specifications, functions, settings, app management, multimedia, troubleshooting, and regulatory compliance.</p>
	<p>Visual Land Prestige P10+/P11 Pro/10QH+ Kids K10+/K11 Pro Quick Start Guide and Warranty Information</p> <p>This document provides a quick start guide and warranty information for Visual Land Prestige P10+/P11 Pro/10QH+ and Kids K10+/K11 Pro tablets. It covers charging instructions, Google Kids Space setup, general setup procedures, troubleshooting, and FCC compliance.</p>
<p>VASTKING</p> <p>Model: K10 Pro</p> <p>User Manual</p> 	<p>Vastking KingPad K10 Pro User Manual</p> <p>Comprehensive user manual for the Vastking KingPad K10 Pro tablet, covering setup, features, and settings. Learn how to power on/off, take screenshots, manage home screen settings, Wi-Fi, Bluetooth, and app management.</p>
 <p>USER MANUAL</p> <p>FATARUS</p>	<p>FATARUS K10 Tablet User Manual - Features, Specifications, and Troubleshooting</p> <p>Comprehensive user manual for the FATARUS K10 Tablet. Covers setup, features, connectivity (Wi-Fi, Bluetooth), specifications, troubleshooting common issues, and contact information. Includes SAR and FCC compliance statements.</p>



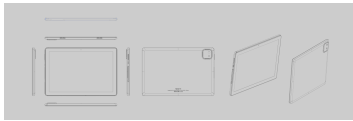
K10 USER MANUAL

Please read this manual thoroughly before using and
keep it for future reference.

[K10 Tablet User Manual - Android 13](#)

Comprehensive user manual for the K10 Android 13 tablet, covering specifications, functions, settings, app management, multimedia, troubleshooting, and regulatory compliance.

lang: **score:16** filesize: 759 K page_count: 19 document date: 2023-08-30



[Ai Pro Tablet PC: Design Overview and Specifications](#)

Detailed design overview and specifications for the Ai Pro Tablet PC, including various views, dimensions, and power input requirements. Features RoHS, CE, and FCC compliance.

lang: **score:9** filesize: 479.08 K page_count: 1 document date: 2023-08-24