

Lemax 45263

Lemax The Eggnog Bar (4.5V) #45263 Instruction Manual

Model: 45263 | Brand: Lemax

1. PRODUCT OVERVIEW

The Lemax The Eggnog Bar is a charming, lighted collectible building designed for your Christmas village display. This piece is part of the Santa's Wonderland collection, released in 2024, and features exterior lights and luminations to enhance its festive appeal.



Figure 1: Front view of The Eggnog Bar, showcasing its detailed facade and festive lighting.

This intricately designed piece captures the rustic charm of a snow-kissed abode, inviting viewers to imagine a place where both dairy and plant-based eggnogs are served, filling the air with the captivating aroma of winter punch.

2. PACKAGE CONTENTS

- Lemax The Eggnog Bar Collectible Building (Model #45263)
- Instruction Leaflet

Note: Three AA size 1.5V batteries are required and are not included. A Lemax Power Adaptor for A/C adaptability is also not included and must be purchased separately.

3. SETUP INSTRUCTIONS

1. **Unpacking:** Carefully remove the collectible building from its packaging. Inspect for any damage.
2. **Battery Installation:**
 - Locate the battery compartment on the underside of the building.

- Open the compartment cover.
- Insert three (3) AA size 1.5V batteries, ensuring correct polarity (+/-).
- Close the battery compartment cover securely.

3. Optional A/C Adaptor Connection:

- If using a Lemax Power Adaptor (sold separately), locate the power input jack on the building.
- Plug the adaptor into the jack and then into a standard electrical outlet.
- *Note: When using an A/C adaptor, batteries are not required.*

4. Placement: Place the building on a stable, flat surface. This product is recommended for indoor use only.



Figure 2: Side view of The Eggnog Bar, highlighting the detailed roof and exterior elements.

4. OPERATING INSTRUCTIONS

To activate the exterior lights and luminations of The Eggnog Bar:

1. Locate the On/Off switch, typically found on the back or underside of the building.
2. Slide the switch to the "On" position to illuminate the building.

3. To turn off the lights, slide the switch to the "Off" position.

5. MAINTENANCE

- **Cleaning:** To clean the building, gently wipe it with a soft, dry cloth. Do not use abrasive cleaners or solvents.
- **Storage:** When not in use, store the building in its original packaging or a protective container in a cool, dry place to prevent damage. Remove batteries if storing for extended periods.



Figure 3: Rear view of The Eggnog Bar, showing the back of the building.

6. TROUBLESHOOTING

Problem	Possible Cause	Solution
Lights do not turn on.	On/Off switch is in "Off" position. Batteries are depleted or incorrectly installed. A/C adaptor (if used) is not properly connected or power outlet is off.	Ensure the switch is in the "On" position. Replace batteries with fresh ones and check polarity. Verify adaptor connection and check power outlet.
Dim or flickering lights.	Batteries are low.	Replace batteries with fresh ones.





7. SPECIFICATIONS

- **Brand:** Lemax
- **Model Number:** 45263
- **UPC:** 728162452634
- **Theme:** Christmas
- **Collection Name:** Santa's Wonderland
- **Year Released:** 2024
- **Material:** Resin
- **Style:** Cottage
- **Color:** Multicolor
- **Finish Type:** Textured
- **Product Dimensions:** 5.91"D x 7.68"W x 7.76"H
- **Item Weight:** 3.66 Pounds
- **Power Source:** 3 x AA 1.5V Batteries (not included) or Lemax Power Adaptor (4.5V, not included)
- **Recommended Use:** Indoor
- **Mounting Type:** Tabletop
- **Product Care:** Wipe Clean

8. WARRANTY AND SUPPORT

For warranty information or customer support, please refer to the official Lemax website or contact your retailer. Keep your purchase receipt for proof of purchase.

For additional information and product updates, visit the official [Lemax Store on Amazon](#).

	<p>Lemax Thicket Falls Cabin Operating Instructions</p> <p>User manual for the Lemax Thicket Falls Cabin, providing setup, operation, and maintenance instructions for this decorative Christmas item. Includes details on smoke function, water tank, and wick replacement.</p>
	<p>Wall-mounted LFP Battery User Manual</p> <p>User manual for the Wall-mounted LFP Battery, detailing product parts, size, installation steps, product details, parallel connection diagram, warnings, storage conditions, and technical data.</p>
	<p>Essex Convertible Changing Table by Delta Children: Assembly Instructions & Safety Guide</p> <p>Official assembly instructions, safety warnings, care tips, and parts list for the Delta Children Essex Convertible Changing Table (Model W103010). Ensure safe setup and use of your baby's changing station.</p>
	<p>Menards Christmas Decor Sale: Trees, Lights, Ornaments & More - November 1-10, 2018</p> <p>Shop the Menards Christmas Decor Sale from November 1-10, 2018. Find great deals on artificial Christmas trees, indoor and outdoor lights, ornaments, inflatables, wreaths, garlands, and festive home decor.</p>