

manuals.plus /

- › [Vulpes Goods](#) /
- › [Vulpes Goods Vogelperjager PRO Ultrasonic Bird Repeller User Manual](#)

Vulpes Goods Vogelperjager PRO

Vulpes Goods Vogelperjager PRO Ultrasonic Bird Repeller User Manual

Model: Vogelperjager PRO

INTRODUCTION

The Vulpes Goods Vogelperjager PRO is an advanced ultrasonic bird repeller designed to humanely deter various bird species, including pigeons, crows, gulls, starlings, and sparrows, from your property. This device utilizes ultrasonic sound frequencies to create an uncomfortable environment for birds, encouraging them to leave without causing harm. Featuring solar-powered operation, a waterproof design, and multiple installation options, it provides a convenient and effective solution for protecting gardens, balconies, farms, and other outdoor areas.



Image: The main unit of the Vulpes Goods Vogelverjager PRO ultrasonic bird repeller, shown on a pole mount.

PRODUCT FEATURES

- **Ultrasonic Sound Technology:** Emits high-frequency sound waves, generally inaudible to humans, to deter birds.
- **Dual Operating Modes:** Offers two distinct ultrasonic modes (ULT-I and ULT-II) for varied effectiveness.

- **360-Degree Protection:** Designed to provide comprehensive coverage around the installation area.
- **Solar-Powered:** Equipped with an advanced solar panel for continuous operation, reducing the need for external power.
- **USB Charging:** Includes a USB cable for initial charging or supplementary power.
- **IP44 Water-Resistant:** Suitable for outdoor use in various weather conditions (rain, sun, snow, wind).
- **Humane Bird Repellent:** Deters birds without causing them harm.
- **Versatile Installation:** Can be placed on a table, mounted in the ground with a tripod, or hung using the included ring.
- **CE Certified:** Meets European safety standards for quality and reliability.

JOUW VOORDELEN MET DE VULPES GOODS VOGELVERJAGER PRO

★ Ervaar zelf het verschil!

-  **Verschillende** toonfrequenties
-  **360 graden** bescherming
-  **Direct** zichtbaar resultaat
-  **Diervriendelijke** verjaging
-  Werkt op **zonne-energie**
-  **IP44** waterproof
-  **Specialist** in dierenverjagers
-  **Meerdere** installatie mogelijkheden
-  Te gebruiken voor **meerdere doeleinden**



Image: An infographic highlighting the benefits of the Vogelverjager PRO, including different tone frequencies, 360-degree protection, visible results, humane repelling, solar power, IP44 waterproof rating, and multiple installation options.

SAFETY INFORMATION

- Keep the device out of reach of children and pets.
- Do not attempt to open or modify the device, as this may void the warranty and cause damage.

- Ensure the device is placed in a stable location to prevent it from falling.
- While the device is water-resistant, avoid submerging it in water.
- During prolonged periods of extreme weather (e.g., heavy storms, blizzards), it is advisable to temporarily move the repeller indoors to prolong its lifespan.

PACKAGE CONTENTS

Upon unpacking, please ensure all the following items are present:

- Vulpes Goods Vogelverjager PRO main unit
- Ground mounting tripod/stake
- Hanging ring
- USB charging cable
- User Manual (this document)

SETUP AND INSTALLATION

1. **Initial Charging:** Before first use, it is recommended to fully charge the device using the supplied USB cable. Connect the USB cable to the charging port on the device and to a standard USB power adapter (not included). The charging indicator light will show the charging status.
2. **Placement Options:** The Vogelverjager PRO offers flexible installation:
 - **Ground Mount:** Attach the provided tripod/stake to the bottom of the unit and firmly insert it into the ground in your desired location (e.g., garden, vegetable patch).
 - **Hanging:** Use the included hanging ring to suspend the device from a hook, branch, or other suitable structure (e.g., balcony, shed).
 - **Surface Placement:** The unit can also be placed directly on a flat surface such as a table or balcony railing.
3. **Optimal Positioning:** Place the repeller in an area where bird activity is highest, ensuring the solar panel receives direct sunlight for optimal charging. The 360-degree coverage ensures effectiveness from all directions.

MULTIFUNCTIONEEL



Image: The bird repeller shown in various settings: garden, farm, vegetable garden, and balcony, illustrating its versatile placement options.

WERKT OP ZONNE-ENERGIE

★ Sterke **2200 mAh** batterij



Duurzame en
milieuvriendelijk
opladen van de verjager



Snel opladen via
meegeleverde **usb-kabel**



Image: Close-up of the bird repeller's top, showing the solar panel for sustainable charging and the USB port for initial or supplementary charging.

OPERATING INSTRUCTIONS

The Vulpes Goods Vogelverjager PRO operates by emitting ultrasonic sound waves that are unpleasant for birds, encouraging them to avoid the protected area. The device features different modes to optimize its effectiveness.

Understanding the Modes:

UNIEKE ULTRASONE FREQUENTIE OPTIES



TEST MODE (1KHZ-8KHZ)

- Hoorbaar geluid
- ✓ Testen van het product



ULT-I (18KHZ-40KHZ)

- Automatisch: Ultrasonie Pulse
- 6 seconden werking, 11 seconde pauze
- ✓ Verjagen van ongewenste vogels



ULT-II (40KHZ-60KHZ)

- Automatisch: Sterke Ultrasonie Pulse
- 9 seconden werking, 15 seconde pauze
- ✓ Agressiever verjagen van ongewenste vogels



Image: A diagram illustrating the three operating modes: TEST MODE, ULT-I, and ULT-II, with their respective frequency ranges and operational patterns.

- **TEST MODE (1KHz-8KHz):**
 - Emits an audible sound.
 - Used for testing the product's functionality and ensuring it is powered on.
- **ULT-I (18KHz-40KHz):**
 - Automatic ultrasonic pulse.
 - Operates for 6 seconds, followed by an 11-second pause.
 - Designed for general repelling of unwanted birds.
- **ULT-II (40KHz-60KHz):**
 - Automatic strong ultrasonic pulse.
 - Operates for 9 seconds, followed by a 15-second pause.
 - Provides more aggressive repelling for persistent bird issues.

Select the desired mode using the switch on the device. The ultrasonic frequencies are generally not audible to humans but are effective in deterring birds. The device works against various bird species, including pigeons, crows, gulls, starlings, and sparrows, helping to prevent bird droppings, nesting, and damage to crops or property.

EFFECTIEF EN GROOT BEREIK

★ 360° bescherming van je eigendommen



Image: A visual comparison showing an area with many birds before the repeller (left) and the same area with significantly fewer birds after the repeller's operation (right), demonstrating its effective and wide-ranging protection.

MAINTENANCE

- **Cleaning:** Periodically wipe the device with a soft, damp cloth to remove dust and dirt. Ensure the solar panel is clean for optimal charging efficiency. Do not use harsh chemicals or abrasive cleaners.
- **Weather Protection:** While the device is IP44 water-resistant, it is recommended to bring it indoors during periods of extreme weather conditions such as severe storms, heavy snowfall, or prolonged freezing temperatures to extend its lifespan.
- **Battery Care:** The built-in battery is designed for long-term use. If the device is stored for an extended period, ensure it is fully charged before storage and recharge it every few months to maintain battery health.

IP44 WATERBESTENDIG

★ Kan tegen **verschillende weersomstandigheden**



REGEN



ZON



SNEEUW



WIND

Bij **langdurig extreem** weer adviseren we om de
verjager **tijdelijk** naar **binnen** te verplaatsen

Image: An illustration demonstrating the IP44 water resistance of the bird repeller, showing it can withstand rain, sun, snow, and wind. A note advises temporary indoor relocation during extreme weather.

TROUBLESHOOTING

Problem	Possible Cause	Solution
Device is not turning on or operating.	Low battery or insufficient solar charging.	Charge the device fully using the USB cable. Ensure the solar panel is clean and exposed to direct sunlight.
Birds are not being repelled effectively.	Incorrect mode selected, device placement, or environmental factors.	Try switching between ULT-I and ULT-II modes. Adjust the device's position to ensure optimal coverage and direct line of sight to the affected area. Ensure there are no obstructions blocking the ultrasonic waves.

Problem	Possible Cause	Solution
Device makes an audible sound during operation.	Device is in TEST MODE.	Switch the device to ULT-I or ULT-II mode. TEST MODE is designed to produce an audible sound for functionality verification.

SPECIFICATIONS

Feature	Detail
Model	Vogelverjager PRO
Dimensions (L x W x H)	16 x 16 x 20 cm
Weight	905 g
Power Source	Solar energy, USB (230V adapter not included)
Battery Capacity	2200 mAh
Water Resistance Rating	IP44
Ultrasonic Frequency Range	18KHz-60KHz (ULT-I: 18KHz-40KHz, ULT-II: 40KHz-60KHz)
Test Mode Frequency	1KHz-8KHz

WARRANTY AND SUPPORT





30-Day Money-Back Guarantee: Vulpes Goods offers a 30-day satisfaction guarantee. If you are not completely satisfied with your purchase, you may return the item for a full refund within 30 days of purchase.

Customer Support: For specific questions, technical assistance, or to report a problem, please contact our customer service team:
Email: support@vulpesgoods.com
Our dedicated customer service team is ready to assist you promptly.



Related Documents - Vogelverjager PRO

	<p>Vulpes Goods Ultrasonic Cat Repeller Manual</p> <p>User manual for the Vulpes Goods Ultrasonic Cat Repeller (Model AR16), detailing product information, setup, tips, FAQ, and technical specifications. Learn how to effectively use the device to deter cats with ultrasonic sound and LED lights.</p>
--	---

 <p>VULPES GOODS REPELLER</p> <p>MARTEN REPELLER PRO V3</p> <p>MANUAL - ANSETNING HANDLEIDING - HANDEL MANUAL - MANUALE - MANUEL</p> <p>WWW.VULPESGOODS.COM</p>	<p>Vulpes Goods Marten Repeller Pro V3 User Manual</p> <p>User manual for the Vulpes Goods Marten Repeller Pro V3 (Model VG-UR06). Learn about its features, operation, and specifications for effective animal deterrence.</p>
 <p>VULPES GOODS REPELLER</p> <p>MARTEN REPELLER PRO V3</p> <p>MANUAL - ANSETNING HANDLEIDING - HANDEL MANUAL - MANUALE - MANUEL</p> <p>WWW.VULPESGOODS.COM</p>	<p>Vulpes Goods Marten Repeller PRO V3 User Manual</p> <p>User manual for the Vulpes Goods Marten Repeller PRO V3, detailing device features, operation, characteristics, and product parameters for effective pest control.</p>
 <p>VULPES GOODS REPELLER</p> <p>MARTEN REPELLER PRO V3</p> <p>MANUAL - ANSETNING HANDLEIDING - HANDEL MANUAL - MANUALE - MANUEL</p> <p>WWW.VULPESGOODS.COM</p>	<p>Vulpes Goods Marten Repeller PRO V3 User Manual and Technical Guide</p> <p>Official user manual for the Vulpes Goods Marten Repeller PRO V3 (VG-UR06). Learn about its ultrasonic technology, installation, operation, and specifications for effective pest deterrence in vehicles and homes.</p>
 <p>VULPES GOODS REPELLER</p> <p>ANIMAL REPELLER</p> <p>MANUAL - HANDLEIDING ANSETNING - MANUEL</p> <p>WWW.VULPESGOODS.COM</p>	<p>Vulpes Goods Animal Repeller VG-AR33 User Manual and Specifications</p> <p>Comprehensive user guide and technical specifications for the Vulpes Goods Animal Repeller (Model VG-AR33), detailing its features, operation, installation, and performance characteristics for effective pest control.</p>
 <p>VULPES GOODS REPELLER</p> <p>MOSQUITO REPELLER</p> <p>MANUAL - HANDLEIDING ANSETNING - MANUEL</p> <p>WWW.VULPESGOODS.COM</p>	<p>Vulpes Goods Mosquito Repeller User Manual and Features</p> <p>Comprehensive guide to using the Vulpes Goods Mosquito Repeller, including setup, operation modes, lamp functions, charging, and important safety precautions.</p>