

[Manuals.plus](#) /

> [LG](#) /

> LG 50UT73006LA 50-Inch 4K UHD Smart TV User Manual

LG 50UT73006LA.AEKQ

LG 50UT73006LA 50-Inch 4K UHD Smart TV User Manual

Model: 50UT73006LA.AEKQ

INTRODUCTION

This manual provides essential information for the safe and efficient operation of your LG 50UT73006LA 50-Inch 4K UHD Smart TV. Please read this manual thoroughly before using your product and retain it for future reference. Your new LG TV features a sharp 4K Ultra HD picture, powered by the $\alpha 5$ AI Processor Gen7 for enhanced visuals and sound. It runs on the intuitive webOS smart platform, offering access to Freeview Play, Netflix, Disney+, and more. Enjoy an immersive viewing experience with FILMMAKER mode and HDR, and enhance your gaming with the built-in Game Optimiser and ALLM.



WHAT'S IN THE BOX

Carefully unpack the box and ensure all items are present. If any items are missing or damaged, contact your retailer.

- LG 50UT73006LA 50-Inch 4K UHD Smart TV
- Remote Control
- AAA Batteries (2x)
- TV Stand Components
- Screws for Stand Assembly
- User Manual (this document)

SETUP

1. Physical Installation

Choose a stable, flat surface for the TV or a suitable wall mount. Ensure adequate ventilation around the TV. The TV features a slim profile and sleek stand design for modern integration into your living space.

50"




Dimensions: mm

Figure 2: TV dimensions for planning installation. (Dimensions: 1111mm width, 711mm height with stand, 287mm depth with stand).



SLIM
Profile & Bezel

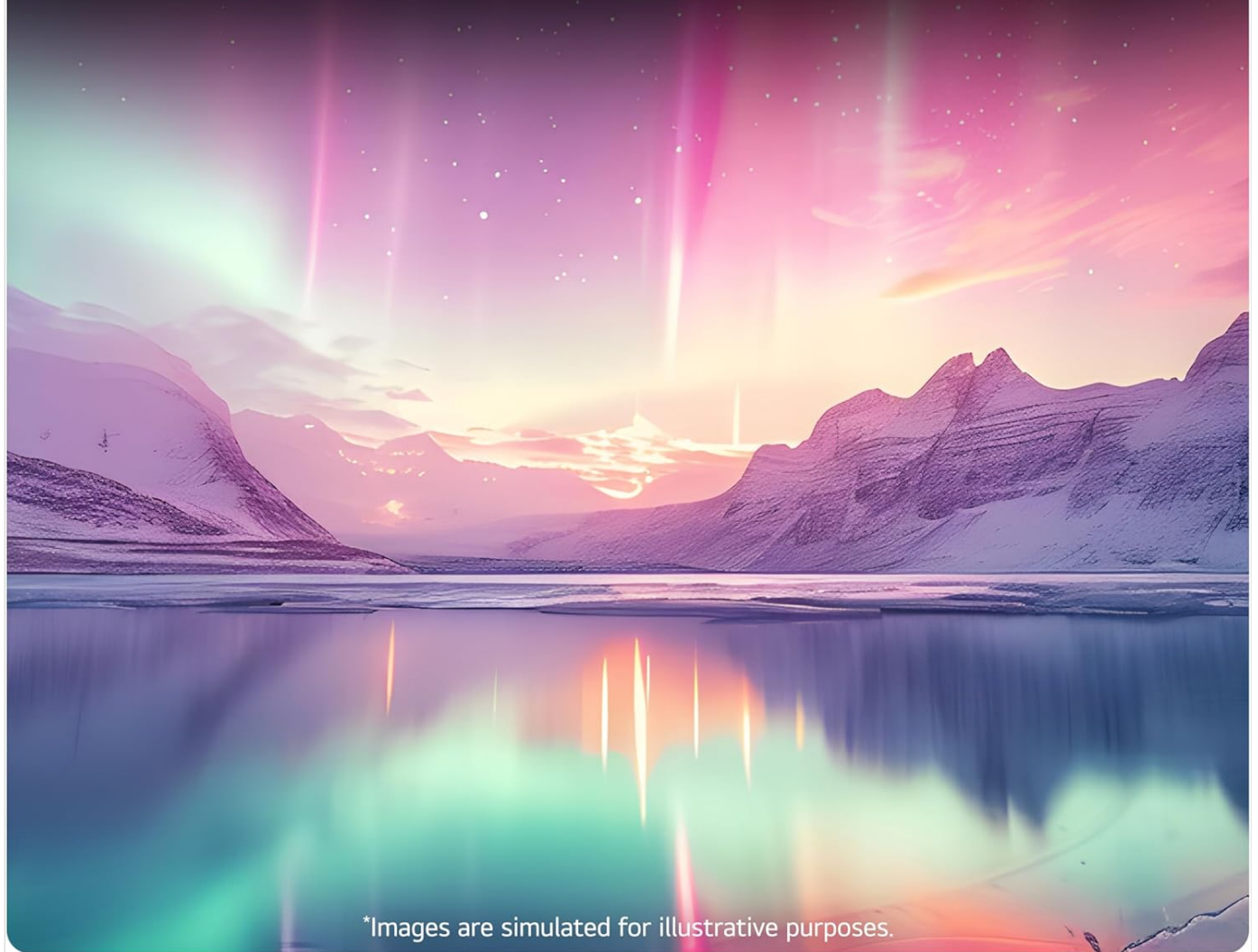


SLEEK
Stand Design

Figure 3: The TV features a slim profile and minimal bezel.

Crystal Clear 4K Experience

Upgrade your viewing experience with 4K UHD.



*Images are simulated for illustrative purposes.

Figure 4: Detail of the sleek stand design.

2. Connecting Devices

Connect your external devices such as set-top boxes, gaming consoles, and sound systems to the appropriate ports on the rear of the TV. The TV offers multiple connectivity options including HDMI, USB, LAN, RF, and Optical Audio Out.

Award-winning Smart TV Platform

Quick and easy access to all your favourite content, along with personalised recommendations for an exceptional user experience.




Figure 5: Available connectivity ports on the LG TV, including 3 HDMI, 2 USB, 1 LAN, 1 TV Aerial, 1 Satellite, and 1 Optical Audio Out.

- **HDMI:** Connect high-definition devices like Blu-ray players or game consoles.
- **USB:** For connecting USB storage devices.
- **LAN:** For wired network connection.
- **RF:** For connecting an aerial or satellite dish.
- **Optical Audio Out:** For connecting to external audio systems.

3. Initial Power On and Network Setup

After connecting all cables, plug the TV into a power outlet. The TV will guide you through the initial setup process, including language selection, channel tuning, and network connection (Wi-Fi or wired LAN). A stable internet connection is recommended to fully utilize the smart features.

OPERATING YOUR TV

Remote Control

The included remote control allows you to navigate the TV's features. Insert the provided AAA batteries into the remote control before use.



Figure 6: The LG Standard Remote Control for your TV.

Smart Features and AI Processor

Your LG TV is equipped with the $\alpha 5$ AI Processor Gen7, which intelligently processes content to deliver sharp pictures and immersive sound. The webOS smart platform provides quick and easy access to a wide range of streaming services and applications, including Freeview Play, Netflix, Disney+, and more, along with personalized recommendations.

LG α5 AI Processor 4K Gen7

Intelligent processing ensures sharp pictures and immersive sound.




Figure 7: The α5 AI Processor Gen7 enhances picture and sound quality.



ENERGY



LG Electronics

50UT73003LA

A

B

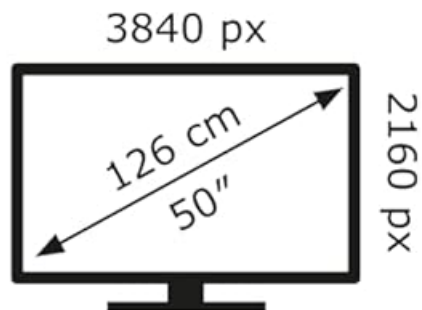


71 kWh/1000h

ABCDEF**G**



90 kWh/1000h



2019/2013

Figure 8: The intuitive webOS Smart TV Platform provides access to various apps and content.

Viewing Modes and Gaming

Experience content as the creators intended with FILMMAKER mode and enhanced HDR. For gamers, the built-in Game Optimiser and Auto Low Latency Mode (ALLM) provide a smoother, more responsive gaming experience.



Figure 9: The LG TV delivers a vibrant and immersive viewing experience.

MAINTENANCE

- **Cleaning the Screen:** Gently wipe the screen with a soft, dry microfiber cloth. For stubborn marks, slightly dampen the cloth with water or a screen-specific cleaning solution (do not spray directly onto the screen).
- **Cleaning the Cabinet:** Use a soft, dry cloth to wipe the TV cabinet. Avoid using abrasive cleaners or solvents.
- **Ventilation:** Ensure the ventilation openings on the TV are not blocked. Do not place the TV in an enclosed space without proper airflow.
- **Power Cord:** Regularly check the power cord for any damage. If damaged, contact qualified service personnel.

TROUBLESHOOTING

If you encounter issues with your TV, refer to the following common solutions before contacting service.

Problem	Possible Cause / Solution
No power	Check if the power cord is securely plugged into the TV and the wall outlet. Ensure the power outlet is active.
No picture, but sound is present	Check the input source. Ensure the connected device is powered on and functioning correctly. Try a different HDMI cable.
No sound, but picture is present	Check the volume level. Ensure Mute is not activated. Verify audio output settings (internal speakers vs. external audio system).
Remote control not working	Check and replace batteries. Ensure there are no obstructions between the remote and the TV's IR sensor.
Cannot connect to Wi-Fi	Ensure your Wi-Fi router is on and functioning. Re-enter the Wi-Fi password. Try restarting both the TV and the router.

SPECIFICATIONS

Feature	Detail
Model Number	50UT73006LA.AEKQ
Screen Size	50 Inches (127 cm visible diagonal)
Display Technology	LED
Resolution	4K (3840 x 2160)
Refresh Rate	60 Hz
Processor	α5 AI Processor Gen7
Operating System	webOS Smart Platform
Connectivity	Bluetooth, Wi-Fi, RF, USB (x2), HDMI (x3), LAN (x1), Optical Audio Out (x1)
Aspect Ratio	16:9
Product Dimensions (with stand)	28.7D x 111.1W x 71.1H cm
Weight	9.2 kg
Energy Efficiency Class (SDR)	G
On-mode Power Consumption (SDR)	71 watts

Product Information Sheet

in accordance with Regulation EU_2019_2013

General product parameters		(Declared) Value	Unit
1	Supplier's name or trade mark	LG Electronics	
		LG Electronics European Shared	

	Supplier's address	Services Center B.V., Krijgsman 1, 1186 DM Amstelveen, Netherlands	
2	Model identifier	50UT73006LA	
3	Energy efficiency class for standard Dynamic Range (SDR)	G	
4	On mode power demand in Standard Dynamic Range (SDR)	71.0	W
5	Energy efficiency class (HDR)	G	
6	On mode power demand in High Dynamic Range (HDR) mode	90.0	W
7	Off mode, power demand, if applicable	N/A	W
8	Standby mode power demand, if applicable	0.5	W
9	Networked standby mode power demand, if applicable	2.0	W
10	Electronic display category	Television	
11	Size ratio (X : Y)	16:9	
12	Screen resolution (H X V)	3840X2160	
13	Screen diagonal (Cm)	125.8	cm
14	Screen diagonal (inch)	50	inches
15	Visible screen area	67.5	dm ²
16	Panel technology used	LED LCD	
17	Automatic Brightness Control (ABC) available	NO	Yes/No
18	Voice recognition sensor available	No	Yes/No
19	Room presence sensor available	No	Yes/No
20	Image refresh frequency rate	60	Hz
21	Minimum guaranteed availability of software and firmware updates(from the date of end of the placement on the market)	8	Years
22	Minimum guaranteed availability of spare parts (from the date of end of the placement on the market)	8	Years
23	Minimum guaranteed product support	8	Years
	Minimum duration of the general guarantee offered by the supplier	2(or 1)	Years
24	Power supply type	Internal	
25.1)	External power supply (non standardized and included in the product box), Description	N/A	

25.3)	External power supply (non standardized and included in the product box), Output voltage	N/A	V
26.1)	External standardised power supply (or suitable one if not included in the product box), Supported standard name or list	N/A	
26.2)	External standardised power supply (or suitable one if not included in the product box), Required output voltage	N/A	V
26.3)	External standardised power supply (or suitable one if not included in the product box), Required delivered current (minimum)	N/A	A
26.4)	External standardised power supply (or suitable one if not included in the product box), Required current frequency	N/A	Hz

Figure 10: EU Energy Label for LG 50UT73006LA. For more details, visit the [EPREL database](#).

WARRANTY AND SUPPORT

LG provides a standard manufacturer's warranty for this product. The minimum guaranteed product support and availability of spare parts are typically 8 years from the date of end of the placement on the market. For detailed warranty terms, service requests, or technical support, please visit the official LG UK website or contact LG customer service directly. Keep your proof of purchase for warranty claims.

- **Online Support:** Visit [LG UK Support](#) for FAQs, downloads, and service information.
- **Contact:** Refer to the LG UK website for contact numbers and service center locations.